



CHF09CD(I)/CHF09CD(O)	Wall Mounted Heat Pump System
Location: _____	Approval: _____
Engineer: _____	Date: _____
Submitted to: _____	Construction: _____
Submitted by: _____	Unit #: _____
Reference: _____	Drawing #: _____

Set Model	
Indoor unit model	CHF09CD(I)
Outdoor unit model	CHF09CD(O)
Certified	
AHRI	
UL	



SYSTEM PERFORMANCE DATA		
Power supply		
Normal Operational Voltage	(V, Ph, Hz)	208/230,1,60
Voltage Range	(V)	187-253
Electrical		
Minimum circuit ampacity	(A)	15.0
Max.fuse	(A)	15.0
Connection wiring		14*4 AWG
Cooling		
Rated Capacity	(Btu/h)	9000
Capacity Range	(Btu/h)	3300~14300
Power Input (Max)	(W)	556
Rated current	(A)	2.5
SEER	(Btu/W)	28.1
EER	(Btu/W)	16.2

Heating at 47F		
Rated Capacity	(Btu/h)	11800
Capacity Range	(Btu/h)	5000~15200
Power Input (Max)	(W)	907
Rated current	(A)	4.1
HSPF4	(Btu/W)	13.0
HSPF5	(Btu/W)	11.0
COP	W/W	3.81

Heating at 17F		
Max Capacity	(Btu/h)	12000

REFRIGERANT PIPE DATA		
Design pressure	(PSIG)	550/340
Refrigerant Type	(Oz)	R410A/41.62
Refrigerant precharge	(ft)	25.0
	(m)	7.6
Additional charge for each ft	(oz/ft)	0.16
	(g/ft)	15
Liquid side/ Gas side	(inch)	1/4" / 3/8"
	(mm)	6.35 / 9.52
Max. pipe length	(ft)	82.0
	(m)	25.0
Max. difference in level	(ft)	32.8
	(m)	10.0
Connection method		(Flared)

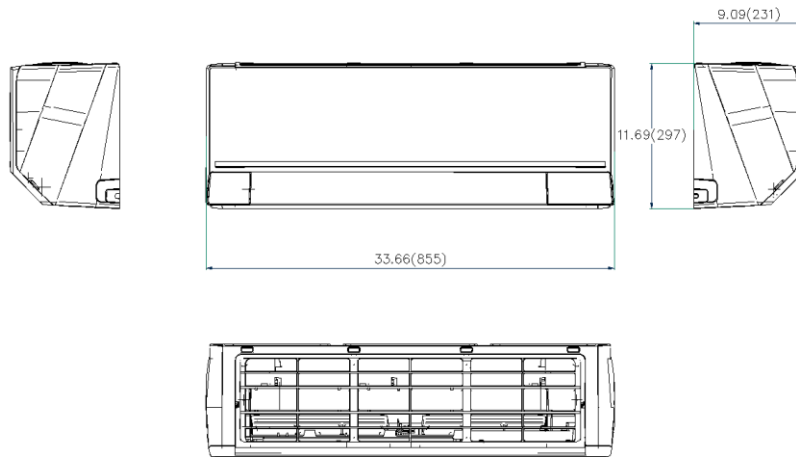
INDOOR UNIT DATA		
Indoor fan motor		
Type		Cross-Flow
Model		ZKFP-20-8-6-21
Qty		1
Input	(W)	50.0
RLA	(A)	0.25
LRA	(A)	---
Winding Resistance	(Ω)	---
Capacitor	(uF)	---
Speed(Hi/Mi/Lo)	(r/min)	1100/850/700
Air flow & Noise level		
Indoor air flow (Hi/Med/Lo) (l	(CFM)	335.29/229.41/176.47
Indoor noise level (Hi/Med/L	[dB(A)]	38/33.5/23.5
Dehumidification		
	(Pint/H)	---
Indoor unit		
Dimension (WxDxH)	(inch)	33.66x9.09x11.69
	(mm)	855x231x297
Packing(WxDxH)	(inch)	36.22x12.20x14.57
	(mm)	920x310x370
Net/Gross weight	(lbs.)	22.71/28.88
	(kg)	10.3/13.1

OUTDOOR UNIT DATA		
Compressor		
Type		KTN110D42UFZ
Model		DUAL ROTARY
Brand		GMCC
Capacity	(Btu/h)	11822.58
Input	(W)	885
Rated current (RLA)	(A)	-
Refrigerant oil/oil charge	(ml)	-
Throttle		Capillary +EXV
Outdoor fan motor		
Model		ZKFN-34-10-1
Qty		1
Input	(W)	--
RLA	(A)	--
Speed	(r/min)	850/680/450
Air flow & Noise level		
Outdoor air flow (Max.)	(CFM)	1323,50
Outdoor noise level	[dB(A)]	54.5
Outdoor unit		
Dimension (W×D×H)	(inch)	31.69x12.99x21.81

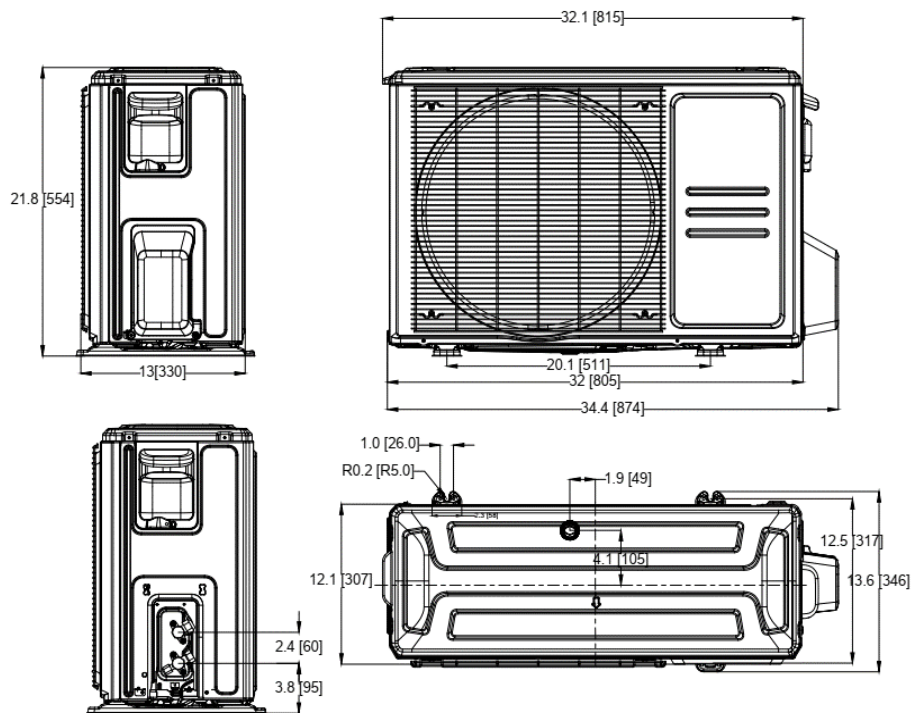
Indoor(cooling/ heating)	(Deg. °F)	60~90 / 32~81
	(Deg. °C)	16~32 / 0~27
Outdoor(cooling/heating)	(Deg. °F)	-22~122 / -22~75
	(Deg. °C)	-30~50 / -30 ~ 24
Application area	(sq.ft)	129.17~193.75
	(m2)	12~18

Packing (W×D×H)	(mm)	805x330x554
	(inch)	36.02x14.57x24.21
Net/ Gross weight	(mm)	915x370x615
	(lbs.)	74.07/80.25
	(kg)	33.6/36.4

Indoor unit dimension



Outdoor unit dimension



General Features

Intelligent Eye(optional)

Easy Installation

Easy Maintenance

Easy Clean

High Efficiency

Wireless Remote with LCD Display

Extended Performance Data

