



CHF12CD(I)/CZP12CD(O)	Wall Mounted Heat Pump System
Location: _____	Approval: _____
Engineer: _____	Date: _____
Submitted to: _____	Construction: _____
Submitted by: _____	Unit #: _____
Reference: _____	Drawing #: _____

Set Model	
Indoor unit model	CHF12CD(I)
Outdoor unit model	CZP12CD(O)
Certified	
AHRI	
UL	



SYSTEM PERFORMANCE DATA		
Power supply		
Normal Operational Voltage	(V, Ph, Hz)	208/230, 1,60
Voltage Range	(V)	187-253
Electrical		
Minimum circuit ampacity	(A)	13.0
Max.fuse	(A)	15.0
Connection wiring		14*4 AWG
Cooling		
Rated Capacity	(Btu/h)	12000
Capacity Range	(Btu/h)	3600~13300
Power Input (Max)	(W)	880
Rated current	(A)	3.82
SEER	(Btu/W)	23.2
EER	(Btu/W)	13.7

Heating at 47F		
Rated Capacity	(Btu/h)	12000
Capacity Range	(Btu/h)	4500~13500
Power Input (Max)	(W)	945
Rated current	(A)	4.1
HSPF4	(Btu/W)	13.2
HSPF5	(Btu/W)	11
COP	W/W	3.72

Heating at 17F		
Max Capacity	(Btu/h)	10000

REFRIGERANT PIPE DATA		
Design pressure	(PSIG)	550/340
Refrigerant Type	(Oz)	R410A/38.1
Refrigerant precharge	(ft)	25.0
	(m)	7.6
Additional charge for each ft	(oz/ft)	0.16
	(g/ft)	15
Liquid side/ Gas side	(inch)	1/4" / 1/2"
	(mm)	6.35/12.7
Max. pipe length	(ft)	82.0
	(m)	25.0
Max. difference in level	(ft)	32.8
	(m)	10.0
Connection method		(Flared)

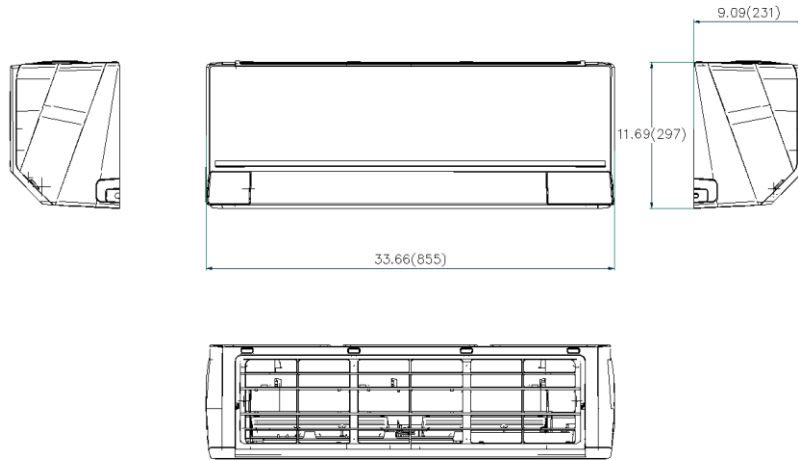
INDOOR UNIT DATA		
Indoor fan motor		
Type		Cross-Flow
Model		ZKFP-20-8-6-21
Qty		1
Input	(W)	50.0
RLA	(A)	0.25
LRA	(A)	---
Winding Resistance	(Ω)	---
Capacitor	(uF)	---
Speed(Hi/Mi/Lo)	(r/min)	1050/930/870
Air flow & Noise level		
Indoor air flow (Hi/Med/Lo) (l)	(CFM)	335.29/229.41/176.47
Indoor noise level (Hi/Med/L)	[dB(A)]	36/33.5/22.5
Dehumidification		
	(Pint/H)	---
Indoor unit		
Dimension (WxDxH)	(inch)	33.66x9.09x11.69
	(mm)	855x231x297
Packing(WxDxH)	(inch)	36.22x12.20x14.57
	(mm)	920x310x370
Net/Gross weight	(lbs.)	22.93/28.88
	(kg)	10.4/13.1

OUTDOOR UNIT DATA		
Compressor		
Type		KSK103D33UEZ3
Model		ROTARY
Brand		GMCC
Capacity	(Btu/h)	6944 / 11107
Input	(W)	325 / 826
Rated current (RLA)	(A)	-
Refrigerant oil/oil charge	(ml)	-
Throttle		Capillary +EXV
Outdoor fan motor		
Model		ZKFN-34-10-1
Qty		1
Input	(W)	--
RLA	(A)	--
Speed	(r/min)	800/600
Air flow & Noise level		
Outdoor air flow (Max.)	(CFM)	1294,10
Outdoor noise level	[dB(A)]	53.5
Outdoor unit		
Dimension (WxDxH)	(inch)	30.12x11.93x21.85

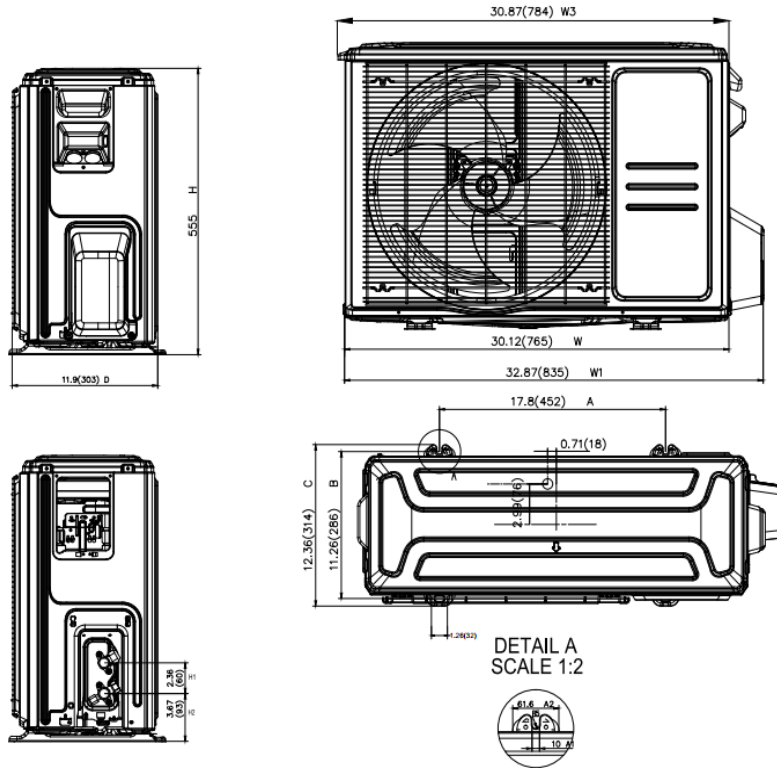
Indoor(cooling/ heating)	(Deg. °F)	60~90 / 32~86
	(Deg. °C)	16~32 / 0~30
Outdoor(cooling/heating)	(Deg. °F)	-13~122 / -13~75
	(Deg. °C)	-25~50 / -25~24
Application area	(sq.ft)	172.22~247.57
	(m2)	16~23

Packing (W×D×H)	(mm)	765x303x555
	(inch)	34.92x13.27x24.02
Net/ Gross weight	(mm)	887x337x610
	(lbs.)	63.71/69.00
	(kg)	28.9/31.3

Indoor unit dimension



Outdoor unit dimension



General Features

Intelligent Eye(optional)

Easy Installation

Easy Maintenance

Easy Clean

High Efficiency

Wireless Remote with LCD Display

Extended Performance Data

