



CPA-09B/CHF09CD(O)	9,000 BTU/H(208/230V)	Wall Mounted Heat Pump System
Location: _____	Approval: _____	
Engineer: _____	Date: _____	
Submitted to: _____	Construction: _____	
Submitted by: _____	Unit #: _____	
Reference: _____	Drawing #: _____	

Set Model
 Indoor unit model CPA-09B
 Outdoor unit model CHF09CD(O)

Certified
 AHRI 
 UL 



SYSTEM PERFORMANCE DATA		
Power supply		
Normal Operational Voltage	(V, Ph, Hz)	208/230, 1, 60
Voltage Range	(V)	187-253
Electrical		
Minimum circuit ampacity	(A)	15.0
Max.fuse	(A)	15.0
Connection wiring		14AWG*4 Stranded, unshielded
Cooling		
Rated Capacity	(Btu/h)	9000
Capacity Range	(Btu/h)	2400~12500
Power Input (Max)	(W)	643
Rated current	(A)	2.94
SEER	(Btu/W)	23
EER	(Btu/W)	14

Heating at 47F		
Rated Capacity	(Btu/h)	10000
Capacity Range	(Btu/h)	1700~15600
Power Input (Max)	(W)	810
Rated current	(A)	3.71
HSPF4	(Btu/W)	12
HSPF5	(Btu/W)	10
COP	W/W	3.62

Heating at 17F		
Max Capacity	(Btu/h)	11600

REFRIGERANT PIPE DATA		
Design pressure	(PSIG)	550/340
Refrigerant Type	(Oz)	R410A/41.62
Refrigerant precharge	(ft)	25.0
	(m)	7.6
Additional charge for each ft	(oz/ft)	0.16
	(g/ft)	15
Liquid side/ Gas side	(inch)	1/4" / 3/8"
	(mm)	6.35/9.52
Max. pipe length	(ft)	82.0
	(m)	25.0
Max. difference in level	(ft)	32.8
	(m)	10.0
Connection method		(Flared)

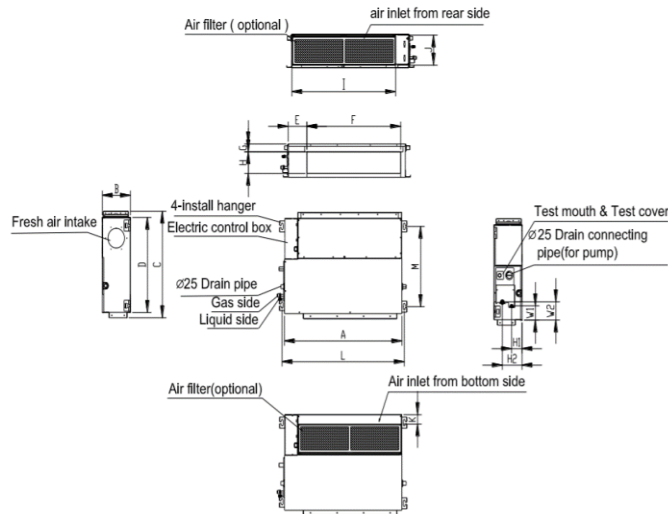
INDOOR UNIT DATA		
Indoor fan motor		
Type		Cross-Flow
Model		ZKFN-55-8-22-1
Qty		1
Input	(W)	130.0
RLA	(A)	-
LRA	(A)	---
Winding Resistance	(Ω)	---
Capacitor	(uF)	---
Speed(Hi/Mi/Lo)	(r/min)	1170/1030/850
Air flow & Noise level		
Indoor air flow (Hi/Med/Lo) (l)	(CFM)	352.94/282.35/176.47
Indoor noise level (Hi/Med/L)	[dB(A)]	33/30.5/27
Dehumidification		
	(Pint/H)	---
Indoor unit		
Dimension (WxDxH)	(inch)	27.56x19.92x7.87
	(mm)	700/506/200
Packing(WxDxH)	(inch)	33.86x21.26x11.22
	(mm)	39.02/48.28
Net/Gross weight	(lbs.)	39.02/48.28
	(kg)	17.7/21.9

OUTDOOR UNIT DATA		
Compressor		
Type		KTN110D42UFZ
Model		DUAL ROTARY
Brand		GMCC
Capacity	(Btu/h)	11822.58
Input	(W)	885
Rated current (RLA)	(A)	-
Refrigerant oil/oil charge	(ml)	-
Throttle		Capillary +EXV
Outdoor fan motor		
Model		ZKFN-34-10-1
Qty		1
Input	(W)	--
RLA	(A)	--
Speed	(r/min)	850/680/450
Air flow & Noise level		
Outdoor air flow (Max.)	(CFM)	1323.50
Outdoor noise level	[dB(A)]	54.5
Outdoor unit		
Dimension (W×D×H)	(inch)	31.69x12.99x21.81

Indoor(cooling/ heating)	(Deg. °F)	63~90 / 32~86
	(Deg. °C)	17~32 / 0~30
Outdoor(cooling/heating)	(Deg. °F)	-22~122 / -22~75
	(Deg. °C)	-30~50 / -30 ~24
Application area	(sq.ft)	129.17~193.75
	(m2)	12~18

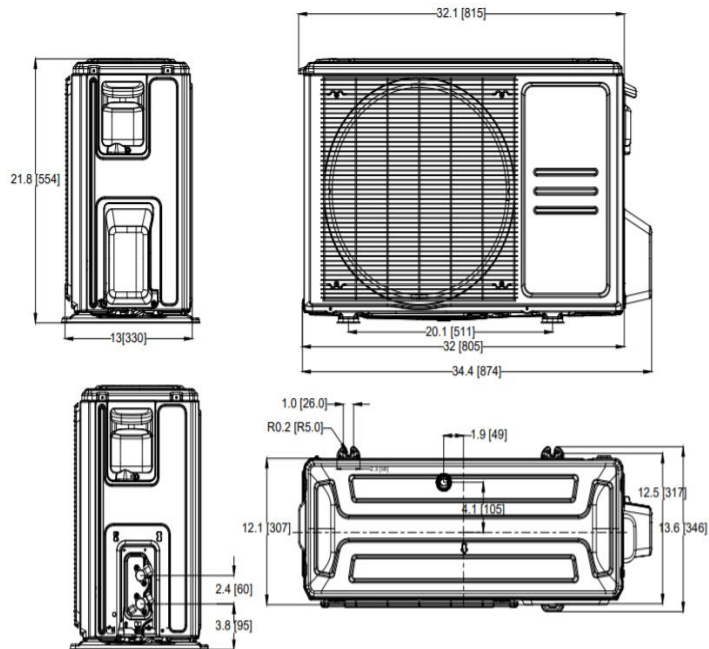
Packing (W×D×H)	(mm)	805x330x554
	(inch)	36.02x14.57x24.21
Net/ Gross weight	(mm)	915x370x615
	(lbs.)	74.07/80.25
	(kg)	33.6/36.4

Indoor unit dimension



Model (KBTu/h)	unit	A	B	C	D	E	F	G	H	I	J	K	L	M	H1	H2	W1	W2
9/12	mm	700	200	506	450	137	537	30	152	599	186	50	741	360	84	140	84	84
	inch	27.6	7.9	19.9	17.7	5.4	21.1	1.2	6.0	23.6	7.3	2.0	29.2	14.2	3.3	5.5	3.3	3.3
18	mm	880	210	674	600	140	706	50	136	782	190	40	920	508	78	148	88	112
	inch	34.6	8.3	26.5	23.6	5.5	27.8	2.0	5.4	30.8	7.5	1.6	36.2	20.0	3.1	5.8	3.5	4.4
24	mm	1100	249	774	700	140	926	50	175	1001	228	5	1140	598	80	150	130	155
	inch	43.3	9.8	30.5	27.6	5.5	36.5	2.0	6.9	39.4	9.0	0.2	44.9	23.5	3.1	5.9	5.1	6.1
36	mm	1360	249	774	700	140	1186	50	175	1261	228	5	1400	598	80	150	130	155
	inch	53.5	9.8	30.5	27.6	5.5	46.7	2.0	6.9	49.6	9.0	0.2	55.1	23.5	3.1	5.9	5.1	6.1
48	mm	1200	300	874	800	123	1044	50	227	1101	280	5	1240	697	80	150	185	210
	inch	47.2	11.8	34.4	31.5	4.8	41.1	2.0	8.9	43.3	11.0	0.2	48.8	27.4	3.1	5.9	7.3	8.3

Outdoor unit dimension





General Features

Wired controller

Weekly-time wired controller(optional)

Central controller

Long distance Alarm and ON/OFF controller

Build-in pump

Extended Performance Data

