



CPA-12/CZP12CD(O)	12,000 BTU/H(208/230V)	Wall Mounted Heat Pump System
Location: _____	Approval: _____	
Engineer: _____	Date: _____	
Submitted to: _____	Construction: _____	
Submitted by: _____	Unit #: _____	
Reference: _____	Drawing #: _____	

Set Model
 Indoor unit model CPA-12
 Outdoor unit model CZP12CD(O)

Certified

AHRI 

UL 



SYSTEM PERFORMANCE DATA		
Power supply		
Normal Operational Voltage	(V, Ph, Hz)	208/230, 1, 60
Voltage Range	(V)	187-253
Electrical		
Minimum circuit ampacity	(A)	13.0
Max.fuse	(A)	15.0
Connection wiring	14AWG*4 Stranded, unshielded	
Cooling		
Rated Capacity	(Btu/h)	12000
Capacity Range	(Btu/h)	2100~13450
Power Input (Max)	(W)	960
Rated current	(A)	4.39
SEER	(Btu/W)	21.5
EER	(Btu/W)	12.5
Heating at 47F		
Rated Capacity	(Btu/h)	12000
Capacity Range	(Btu/h)	1900~15000
Power Input (Max)	(W)	1043
Rated current	(A)	4.78
HSPF4	(Btu/W)	11.5
HSPF5	(Btu/W)	9.5
COP	W/W	3.37
Heating at 17F		
Max Capacity	(Btu/h)	10200

REFRIGERANT PIPE DATA		
Design pressure	(PSIG)	550/340
Refrigerant Type	(Oz)	R410A/38.1
Refrigerant precharge	(ft)	25.0
	(m)	7.6
Additional charge for each ft	(oz/ft)	0.16
	(g/ft)	15
Liquid side/ Gas side	(inch)	1/4" / 1/2"
	(mm)	6.35/12.7
Max. pipe length	(ft)	82.0
	(m)	25.0
Max. difference in level	(ft)	32.8
	(m)	10.0
Connection method	(Flared)	

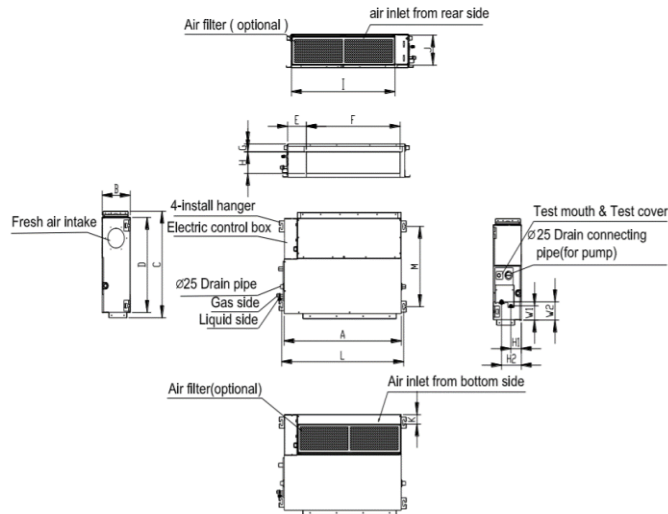
INDOOR UNIT DATA		
Indoor fan motor		
Type	Cross-Flow	
Model	ZKFN-55-8-22-1	
Qty	1	
Input	(W)	130.0
RLA	(A)	-
LRA	(A)	---
Winding Resistance	(Ω)	---
Capacitor	(uF)	---
Speed(Hi/Mi/Lo)	(r/min)	1170/1030/850
Air flow & Noise level		
Indoor air flow (Hi/Med/Lo) (l)	(CFM)	352.94/282.35/176.47
Indoor noise level (Hi/Med/L)	[dB(A)]	38/34.5/31
Dehumidification	(Pint/H)	---
Indoor unit		
Dimension (WxDxH)	(inch)	27.56x19.92x7.87
	(mm)	700x506x200
Packing(WxDxH)	(inch)	33.86x21.26x11.22
	(mm)	860x540x285
Net/Gross weight	(lbs.)	39.24/48.5
	(kg)	17.8/22

OUTDOOR UNIT DATA		
Compressor		
Type	KSK103D33UEZ3	
Model	ROTARY	
Brand	GMCC	
Capacity	(Btu/h)	6944 / 11107
Input	(W)	325 / 826
Rated current (RLA)	(A)	-
Refrigerant oil/oil charge	(ml)	-
Throttle	Capillary +EXV	
Outdoor fan motor		
Model	ZKFN-34-10-1	
Qty	1	
Input	(W)	--
RLA	(A)	--
Speed	(r/min)	800/600
Air flow & Noise level		
Outdoor air flow (Max.)	(CFM)	1294,10
Outdoor noise level	[dB(A)]	53.5
Outdoor unit		
Dimension (W×D×H)	(inch)	30.12x11.93x21.85

Indoor(cooling/ heating)	(Deg. °F)	63~90 / 32~86
	(Deg. °C)	17~32 / 0~30
Outdoor(cooling/heating)	(Deg. °F)	-13~122 / -13~75
	(Deg. °C)	-25~50 / -25~24
Application area	(sq.ft)	172.22~247.57
	(m2)	16~23

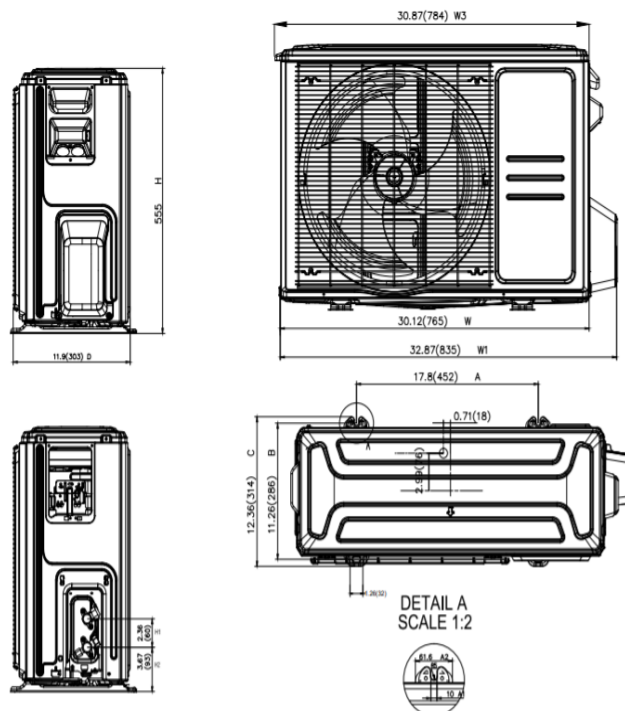
Packing (W×D×H)	(mm)	765x303x555
	(inch)	34.92x13.27x24.02
Net/ Gross weight	(mm)	887x337x610
	(lbs.)	63.71/69.00
	(kg)	28.9/31.3

Indoor unit dimension



Model (KBtu/h)	unit	A	B	C	D	E	F	G	H	I	J	K	L	M	H1	H2	W1	W2
9/12	mm	700	200	506	450	137	537	30	152	599	186	50	741	360	84	140	84	84
	inch	27.6	7.9	19.9	17.7	5.4	21.1	1.2	6.0	23.6	7.3	2.0	29.2	14.2	3.3	5.5	3.3	3.3
18	mm	880	210	674	600	140	706	50	136	782	190	40	920	508	78	148	88	112
	inch	34.6	8.3	26.5	23.6	5.5	27.8	2.0	5.4	30.8	7.5	1.6	36.2	20.0	3.1	5.8	3.5	4.4
24	mm	1100	249	774	700	140	926	50	175	1001	228	5	1140	598	80	150	130	155
	inch	43.3	9.8	30.5	27.6	5.5	36.5	2.0	6.9	39.4	9.0	0.2	44.9	23.5	3.1	5.9	5.1	6.1
36	mm	1360	249	774	700	140	1186	50	175	1261	228	5	1400	598	80	150	130	155
	inch	53.5	9.8	30.5	27.6	5.5	46.7	2.0	6.9	49.6	9.0	0.2	55.1	23.5	3.1	5.9	5.1	6.1
48	mm	1200	300	874	800	123	1044	50	227	1101	280	5	1240	697	80	150	185	210
	inch	47.2	11.8	34.4	31.5	4.8	41.1	2.0	8.9	43.3	11.0	0.2	48.8	27.4	3.1	5.9	7.3	8.3

Outdoor unit dimension





General Features

Wired controller

Weekly-time wired controller(optional)

Central controller

Long distance Alarm and ON/OFF controller

Build-in pump

Extended Performance Data

