



FPA-24/CHF24CD(O)	24,000 BTU/H(208/230V)	Wall Mounted Heat Pump System
Location: _____	Approval: _____	
Engineer: _____	Date: _____	
Submitted to: _____	Construction: _____	
Submitted by: _____	Unit #: _____	
Reference: _____	Drawing #: _____	

Set Model
 Indoor unit model FPA-24
 Outdoor unit model CHF24CD(O)

Certified

AHRI 

UL 



SYSTEM PERFORMANCE DATA

Power supply		
Normal Operational Voltage	(V, Ph, Hz)	208/230, 1, 60
Voltage Range	(V)	187-253
Electrical		
Minimum circuit ampacity	(A)	25.0
Max.fuse	(A)	35.0
Connection wiring	14AWG*4 Stranded, unshielded	
Cooling		
Rated Capacity	(Btu/h)	24000
Capacity Range	(Btu/h)	5400~26800
Power Input (Max)	(W)	2087
Rated current	(A)	9.55
SEER	(Btu/W)	20.2
EER	(Btu/W)	11.5

Heating at 47F		
Rated Capacity	(Btu/h)	24600
Capacity Range	(Btu/h)	12500~30500
Power Input (Max)	(W)	2000
Rated current	(A)	9.15
HSPF4	(Btu/W)	11.6
HSPF5	(Btu/W)	10.0
COP	W/W	3.52

Heating at 17F		
Max Capacity	(Btu/h)	26661

REFRIGERANT PIPE DATA

Design pressure	(PSIG)	550/340
Refrigerant Type	(Oz)	R410A/91.7
Refrigerant precharge	(ft)	25.0
	(m)	7.6
Additional charge for each ft	(oz/ft)	0.32
	(g/ft)	30
Liquid side/ Gas side	(inch)	3/8" / 5/8"
	(mm)	9.52/15.9
Max. pipe length	(ft)	164.0
	(m)	50.0
Max. difference in level	(ft)	82.0
	(m)	25.0
Connection method	(Flared)	

INDOOR UNIT DATA

Indoor fan motor		
Type	Cross-Flow	
Model	ZKFN-90-8-1	
Qty	1	
Input	(W)	96.0
RLA	(A)	-
LRA	(A)	---
Winding Resistance	(Ω)	---
Capacitor	(uF)	---
Speed(Hi/Mi/Lo)	(r/min)	1350/1260/1120
Air flow & Noise level		
Indoor air flow (Hi/Med/Lo)	(CFM)	758.82/708.24/598.24
Indoor noise level (Hi/Med/Lo)	[dB(A)]	51/47.5/42
Dehumidification		
	(Pint/H)	---
Indoor unit		
Dimension (WxDxH)	(inch)	42.05x26.57x9.25
	(mm)	1068x675x235
Packing(WxDxH)	(inch)	45.08x29.72x12.52
	(mm)	1145x755x318
Net/Gross weight	(lbs.)	60.63/72.09
	(kg)	27.5/32.7

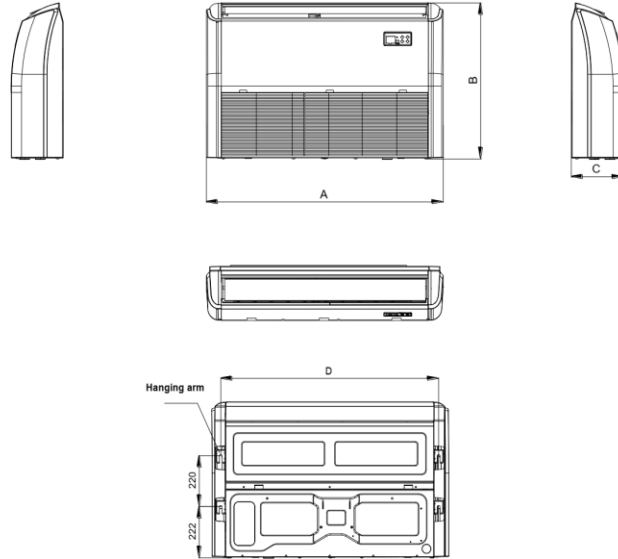
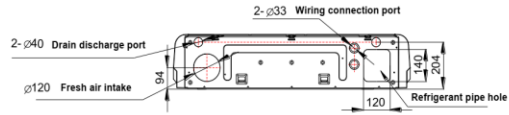
OUTDOOR UNIT DATA

Compressor		
Type	KTM240D43UKT	
Model	DUAL ROTARY	
Brand	GMCC	
Capacity	(Btu/h)	25932,27641
Input	(W)	2045
Rated current (RLA)	(A)	-
Refrigerant oil/oil charge	(ml)	-
Throttle	Capillary +EXV	
Outdoor fan motor		
Model	ZKFN-120-8-2	
Qty	1	
Input	(W)	--
RLA	(A)	--
Speed	(r/min)	1150/1050/900/850
Air flow & Noise level		
Outdoor air flow (Max.)	(CFM)	2235.30
Outdoor noise level	[dB(A)]	62
Outdoor unit		
Dimension (WxDxH)	(inch)	37.24x16.14x31.89

Indoor(cooling/ heating)	(Deg. °F)	60~90 / 32~86
	(Deg. °C)	16~32 / 0~30
Outdoor(cooling/heating)	(Deg. °F)	-22~122 / -22~75
	(Deg. °C)	-30~50 / -30 ~ 24
Application area	(sq.ft)	344.44~505.90
	(m2)	32~47

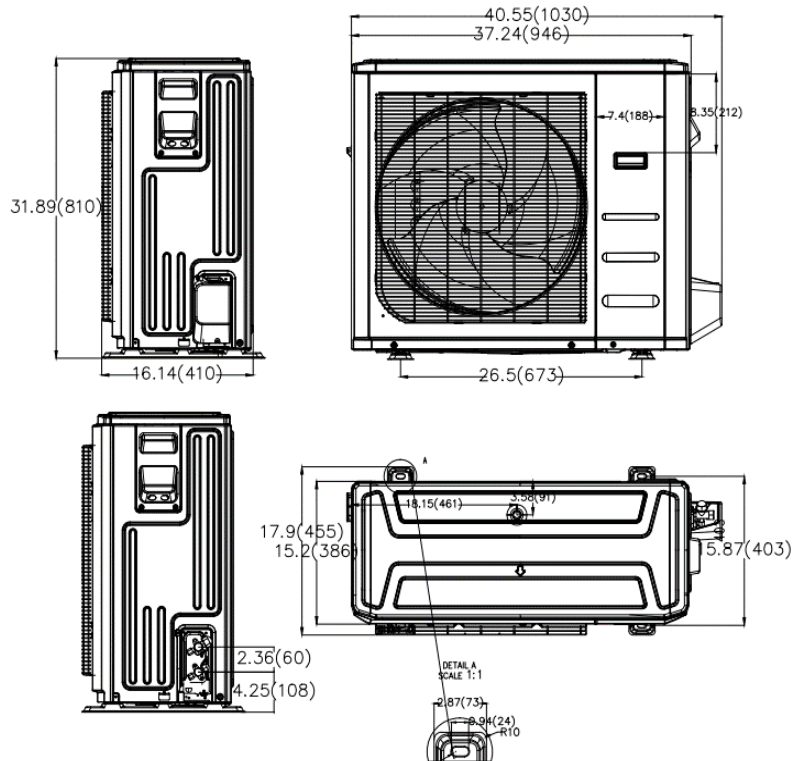
Packing (W×D×H)	(mm)	946x410x810
	(inch)	42.91x19.69x34.84
Net/ Gross weight	(mm)	1090x500x885
	(lbs.)	134.48/144.40
	(kg)	61/65.5

Indoor unit dimension



Capacity (Btu/h)	Unit	A	B	C	D
18K / 24K	mm	1068	675	235	983
	inch	42.05	26.57	9.25	38.70
36K	mm	1285	675	235	1200
	inch	50.59	26.57	9.25	47.24
48K/60K	mm	1650	675	235	1565
	inch	64.96	26.57	9.25	61.61

Outdoor unit dimension



RE 

General Features

Wired controller(optional)

Weekly-time wired controller(optional)

Central controller

Long distance Alarm and ON/OFF controller(optional)

Build-in pump(optional)

3D airflow

Extended Performance Data

