



TIP24/CZP24CD(O)	24,000 BTU/H(208/230V)	Wall Mounted Heat Pump System
Location: _____	Approval: _____	
Engineer: _____	Date: _____	
Submitted to: _____	Construction: _____	
Submitted by: _____	Unit #: _____	
Reference: _____	Drawing #: _____	

Set Model	
Indoor unit model	TIP24
Outdoor unit model	CZP24CD(O)
Certified	
AHRI	
UL	



SYSTEM PERFORMANCE DATA		
Power supply		
Normal Operational Voltage	(V, Ph, Hz)	208/230, 1, 60
Voltage Range	(V)	187-253
Electrical		
Minimum circuit ampacity	(A)	22.0
Max.fuse	(A)	30.0
Connection wiring		14*4 AWG
Cooling		
Rated Capacity	(Btu/h)	24000
Capacity Range	(Btu/h)	8130~26272
Power Input (Max)	(W)	1920
Rated current	(A)	8.78
SEER	(Btu/W)	20.7
EER	(Btu/W)	12.5
Heating at 47F		
Rated Capacity	(Btu/h)	25000
Capacity Range	(Btu/h)	10650~30000
Power Input (Max)	(W)	2210
Rated current	(A)	10
HSPF4	(Btu/W)	10.5
HSPF5	(Btu/W)	8.5
COP	W/W	3.26
Heating at 17F		
Max Capacity	(Btu/h)	17000

REFRIGERANT PIPE DATA		
Design pressure	(PSIG)	550/340
Refrigerant Type	(Oz)	R410A/82.89
Refrigerant precharge	(ft)	25.0
	(m)	7.6
Additional charge for each ft	(oz/ft)	0.32
	(g/ft)	30
Liquid side/ Gas side	(inch)	3/8" / 5/8"
	(mm)	9.52/15.9
Max. pipe length	(ft)	164.0
	(m)	50.0
Max. difference in level	(ft)	82.0
	(m)	25.0
Connection method		(Flared)

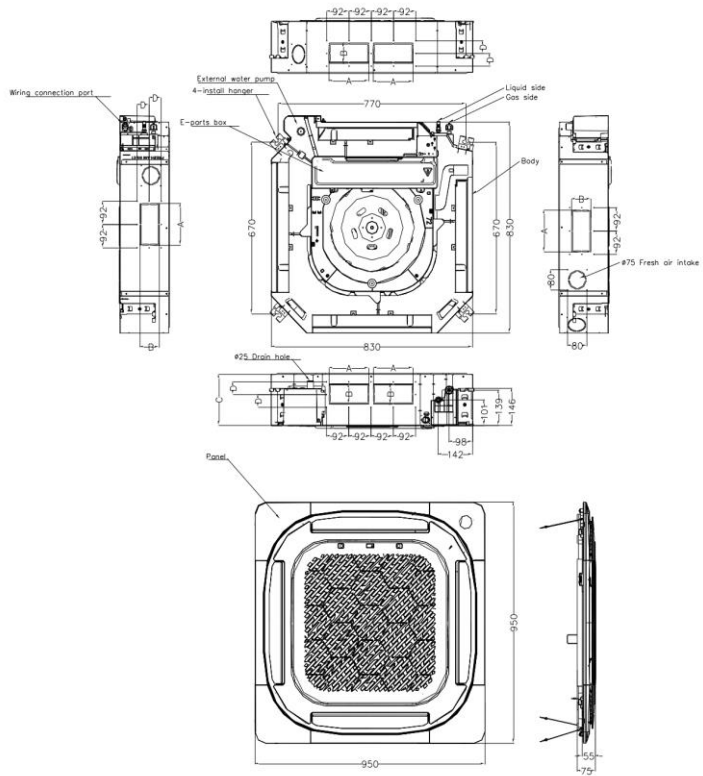
INDOOR UNIT DATA		
Indoor fan motor		
Type		Cross-Flow
Model		ZKFN-45-8-1
Qty		1
Input	(W)	72
RLA	(A)	-
LRA	(A)	---
Winding Resistance	(Ω)	---
Capacitor	(uF)	---
Speed(Hi/Mi/Lo)	(r/min)	680/624/568/512
Air flow & Noise level		
Indoor air flow (Hi/Med/Lo) (l)	(CFM)	705.88/635.29/547.06
Indoor noise level (Hi/Med/L)	[dB(A)]	49/46/43
Dehumidification		
	(Pint/H)	---
Indoor unit		
Dimension (WxDxH)	(inch)	32.68x32.68x8.07
	(mm)	830x830x205
Packing(WxDxH)	(inch)	35.83x35.83x9.84
	(mm)	910x910x250
Net/Gross weight	(lbs.)	47.18/55.34
	(kg)	21.4/25.1

OUTDOOR UNIT DATA		
Compressor		
Type		KTM240D43UKT
Model		DUAL ROTARY
Brand		GMCC
Capacity	(Btu/h)	25932,27641
Input	(W)	2045
Rated current (RLA)	(A)	-
Refrigerant oil/oil charge	(ml)	-
Throttle		Capillary +EXV
Outdoor fan motor		
Model		ZKFN-120-8-2
Qty		1
Input	(W)	--
RLA	(A)	--
Speed	(r/min)	900/810/450/360
Air flow & Noise level		
Outdoor air flow (Max.)	(CFM)	2235,30
Outdoor noise level	[dB(A)]	60
Outdoor unit		
Dimension (WxDxH)	(inch)	37.24x16.14x31.89

Indoor(cooling/ heating)	(Deg. °F)	60~90 / 32~86
	(Deg. °C)	16~32 / 0~30
Outdoor(cooling/heating)	(Deg. °F)	-13~122 / -13~75
	(Deg. °C)	-25~50 / -25~24
Application area	(sq.ft)	344.44~505.90
	(m2)	32~47

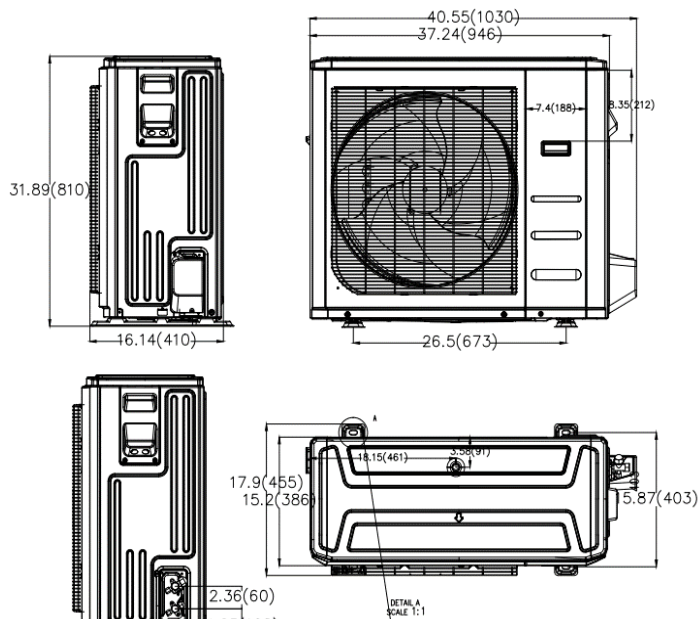
Packing (WxDxH)	(mm)	946x410x810
	(inch)	42.91x19.69x34.84
Net/ Gross weight	(mm)	1090x500x885
	(lbs.)	124.78/134.92
	(kg)	56.6/61.2

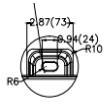
Indoor unit dimension



Capacity (Btu/h)	Unit	A	B	C	D
24K	mm	165	80	205	50
	inch	6.5	3.15	8.07	1.97
36K	mm	165	100	245	60
	inch	6.5	3.64	9.65	2.36
48K	mm	165	100	287	60
	inch	6.5	3.64	11.30	2.36

Outdoor unit dimension





General Features

Wireless Remote with LCD Display

Follow Me

Sleep

Timer

Self Clean

46F Heating

Silent

Extended Performance Data

