

Project Name:	
Location:	
Engineer:	
Submitted to:	
Submitted by:	
Reference:	

Approval:	
Date:	
Construction:	
Unit #:	
Drawing #:	

Indoor model	TPA-18
Outdoor model	CPP018CD(O)



### PERFORMANCE DATA

<b>Power supply</b>	Ph-V-Hz	208-230V~ 60Hz ,1Ph
<b>Cooling</b>		
Capacity	Btu/h	18000
Input	W	1440
Rated current	A	6.3
EER	Btu/W	12.5
SEER		20
<b>Heating</b>		
Capacity	Btu/h	18000
Input	W	1494
HSPF4		10.3
HSPF5		9.8
heating at 5 F (-15°C)	Btu/h	#REF!
MINIMUM CIRCUIT	A	15
MAX.FUSE	A	20
Moisture Removal	L/h	2
Starting current	A	----
Rated current(RLA)	A	10.5
Locked rotor Amp(LRA)	A	----
Thermal protector		----
Thermal protector position		INTERNAL
Capacitor	uF	----
Refrigerant oil	ml	ESTER OIL VG74/450
<b>Connection wiring</b>		

Thermostat type		Remote Control
-----------------	--	----------------

<b>Operation temperature</b>		
Indoor(cooling/ heating)	Deg. F	62~90/32~86
Outdoor(cooling/heating)	Deg. F	-22~122/ -22~86

### INDOOR UNIT DATA

<b>Indoor fan motor</b>		
RLA	A	1.5
LRA	A	---
Winding Resistance	Ω	---
Capacitor	uF	---
Speed(Hi/Mi/Lo)	r/min	730/630/570
Sound dBa (Hi/Mi/Lo)		44/39/36
Static Pressure(MAX.)	Pa	---
<b>Indoor unit</b>		
Dimension(W*D*H) body	inch	22.44x22.44x10.24
Packing (W*D*H) body	inch	25.79x25.79x11.42
Net/Gross weight body	lbs.	35.49/41.23
Dimension(W*D*H) panel	inch	25.47x25.47x1.97
Packing (W*D*H) panel	inch	28.15x28.15x4.84
Net/Gross weight panel	lbs.	5.51/9.92

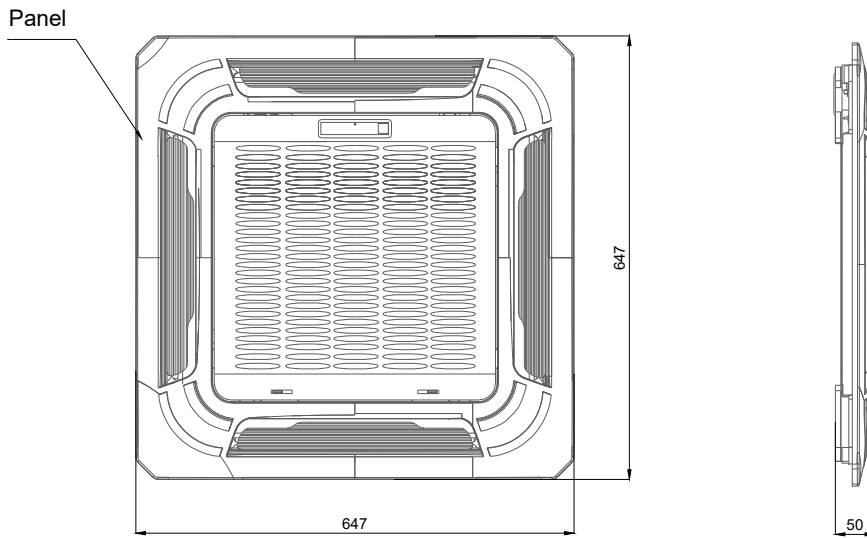
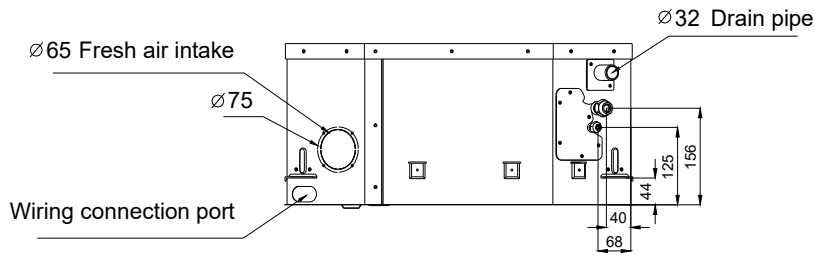
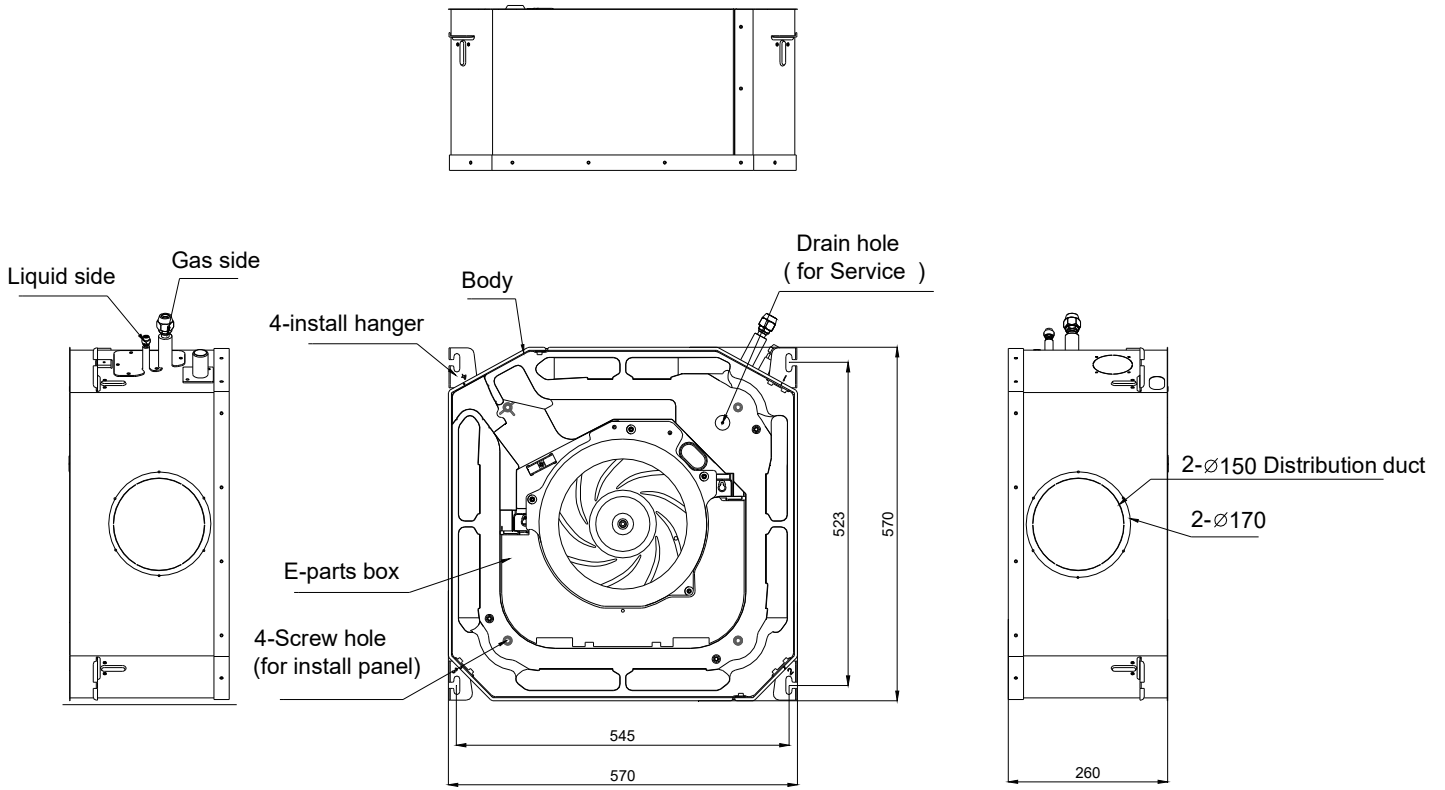
### OUTDOOR UNIT DATA

<b>Outdoor fan motor</b>		
RLA	A	0.6
LRA	A	810
Winding Resistance	Ω	---
Capacitor	uF	----
Speed	r/min	#REF!
<b>Outdoor unit</b>		
Dimension(W*D*H)	inch	33.27x14.29x27.64
Packing (W*D*H)	inch	37.99x15.55x29.72
Net/Gross weight	lbs.	95.24/102.51

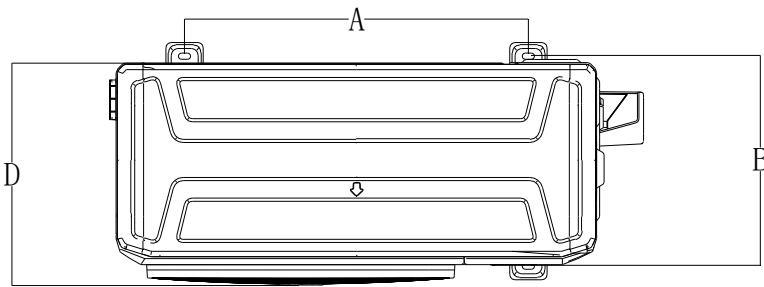
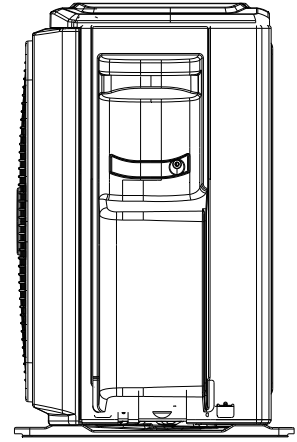
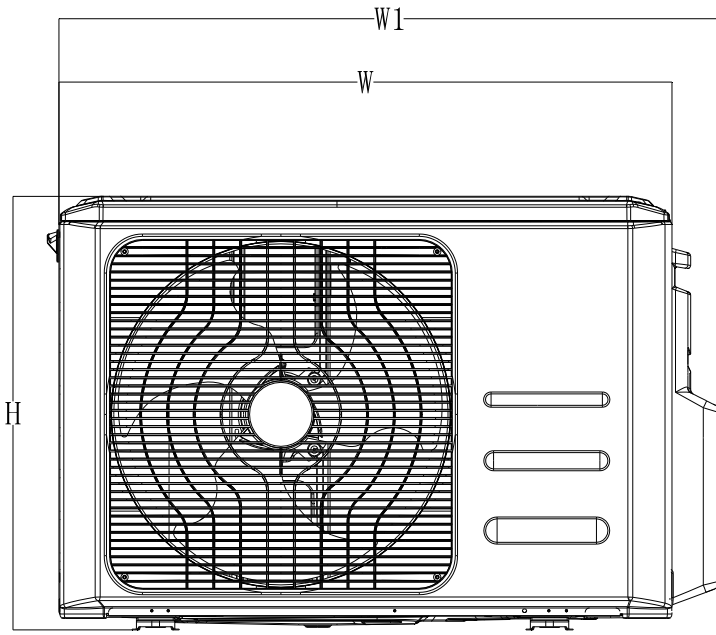
### SYSTEM DATA

Refrigerant type	oz	R410A/68.8
Additional Refrigerant/ft.	oz	0.16
Design pressure	PSIG	550/340
<b>Refrigerant piping</b>		
Liquid side/ Gas side	mm(inch)	Φ6.35/Φ12.7(1/4"/1/2")
Max. refrigerant pipe length	ft	98
Max. difference in level	ft.	66

**INDOOR UNIT**



**OUTDOOR UNIT**



SIZE	W	D	H	W1	A	B
inch	33.3	14.3	27.6	36.0	21.3	13.8