

Submittal Date Sheet

Project Name:	
Location:	
Engineer:	
Submitted to:	
Submitted by:	
Reference:	

Approval:	
Date:	
Construction:	
Unit #:	
Drawing #:	

Indoor model	TPA-48DU
Outdoor model	CPP048CD(O)-DU



PERFORMANCE DATA

Power supply	Ph-V-Hz	208-230V~ 60Hz , 1Ph
Cooling		
Capacity	Btu/h	48000
Input	W	5053
Rated current	A	22.0
EER	Btu/W	9.5
SEER		16.8
Heating		
Capacity	Btu/h	50000
Input	W	4727
HSPF4		11
HSPF5		9.4
heating at 5 F (-15°C)	Btu/h	#REF!
MINIMUM CIRCUIT	A	35
MAX.FUSE	A	50
Moisture Removal	L/h	5.333333333
Starting current	A	----
Rated current(RLA)	A	23.5
Locked rotor Amp(LRA)	A	----
Thermal protector		----
Thermal protector position		INTERNAL
Capacitor	uF	----
Refrigerant oil	ml	Ester Oil VG74/1400
Connection wiring		

Thermostat type		Remote Control
-----------------	--	----------------

Operation temperature		
Indoor(cooling/ heating)	Deg. F	62~90/32~86
Outdoor(cooling/heating)	Deg. F	5~122/ 5~86

INDOOR UNIT DATA

Indoor fan motor		
RLA	A	1.6
LRA	A	---
Winding Resistance	Ω	---
Capacitor	uF	---
Speed(Hi/Mi/Lo)	r/min	950/900/800/700
Sound dBa (Hi/Mi/Lo)		55/52/49
Static Pressure(MAX.)	Pa	---
Indoor unit		
Dimension(W*D*H) body	inch	33.07x33.07x11.3
Packing (W*D*H) body	inch	35.43x35.43x11.5
Net/Gross weight body	lbs.	63.27/72.53
Dimension(W*D*H) panel	inch	37.4x37.4x2.17
Packing (W*D*H) panel	inch	40.75x40.75x3.54
Net/Gross weight panel	lbs.	11.02/17.64

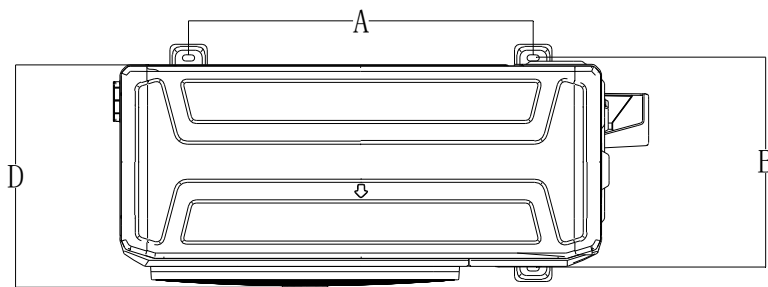
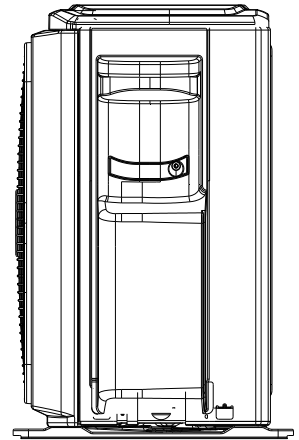
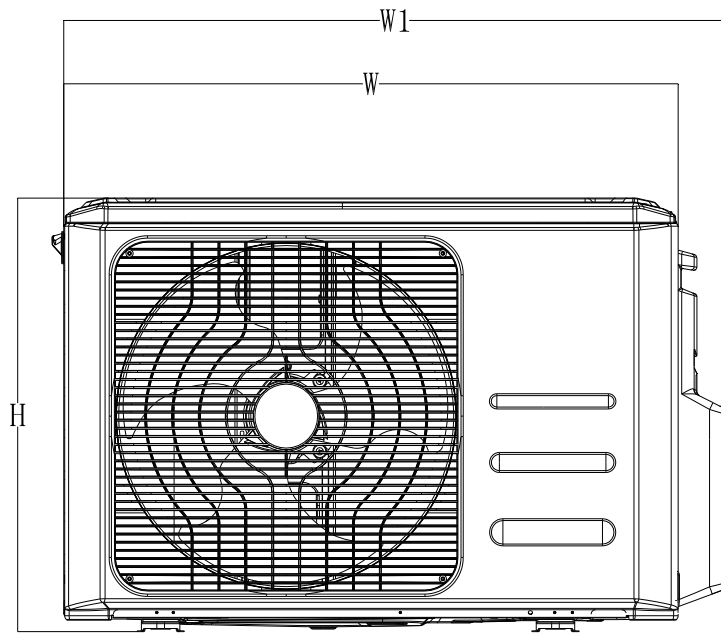
OUTDOOR UNIT DATA

Outdoor fan motor		
RLA	A	0.39
LRA	A	----
Winding Resistance	Ω	---
Capacitor	uF	----
Speed	r/min	900
Outdoor unit		
Dimension(W*D*H)	inch	37.48x16.34x52.48
Packing (W*D*H)	inch	43.11x19.49x58.27
Net/Gross weight	lbs.	11.02/17.64

SYSTEM DATA

Refrigerant type	oz	R410A/148.2
Additional Refrigerant/ft.	oz	0.32
Design pressure	PSIG	550/340
Refrigerant piping		
Liquid side/ Gas side	mm(inch)	Φ9.52/Φ15.9(3/8"/5/8")
Max. refrigerant pipe length	ft	213
Max. difference in level	ft.	98

OUTDOOR UNIT



SIZE	W	D	H	W1	A	B
inch	37.5	16.3	52.5	41.1	25	15.9