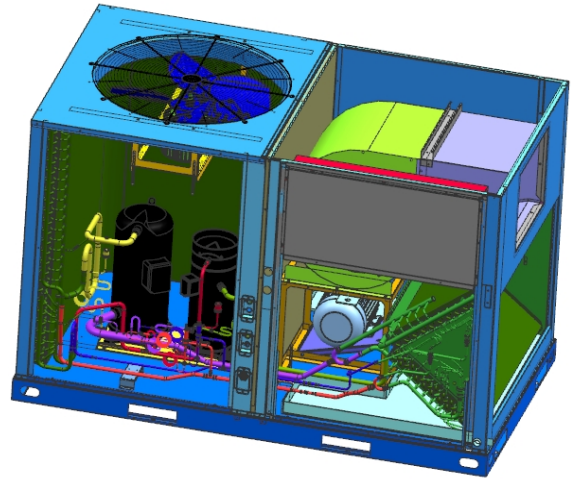
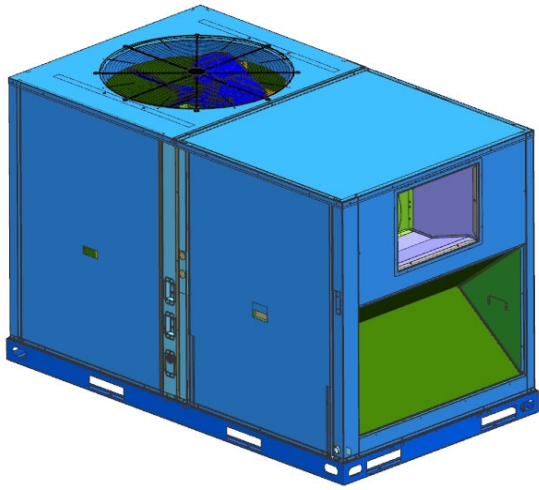

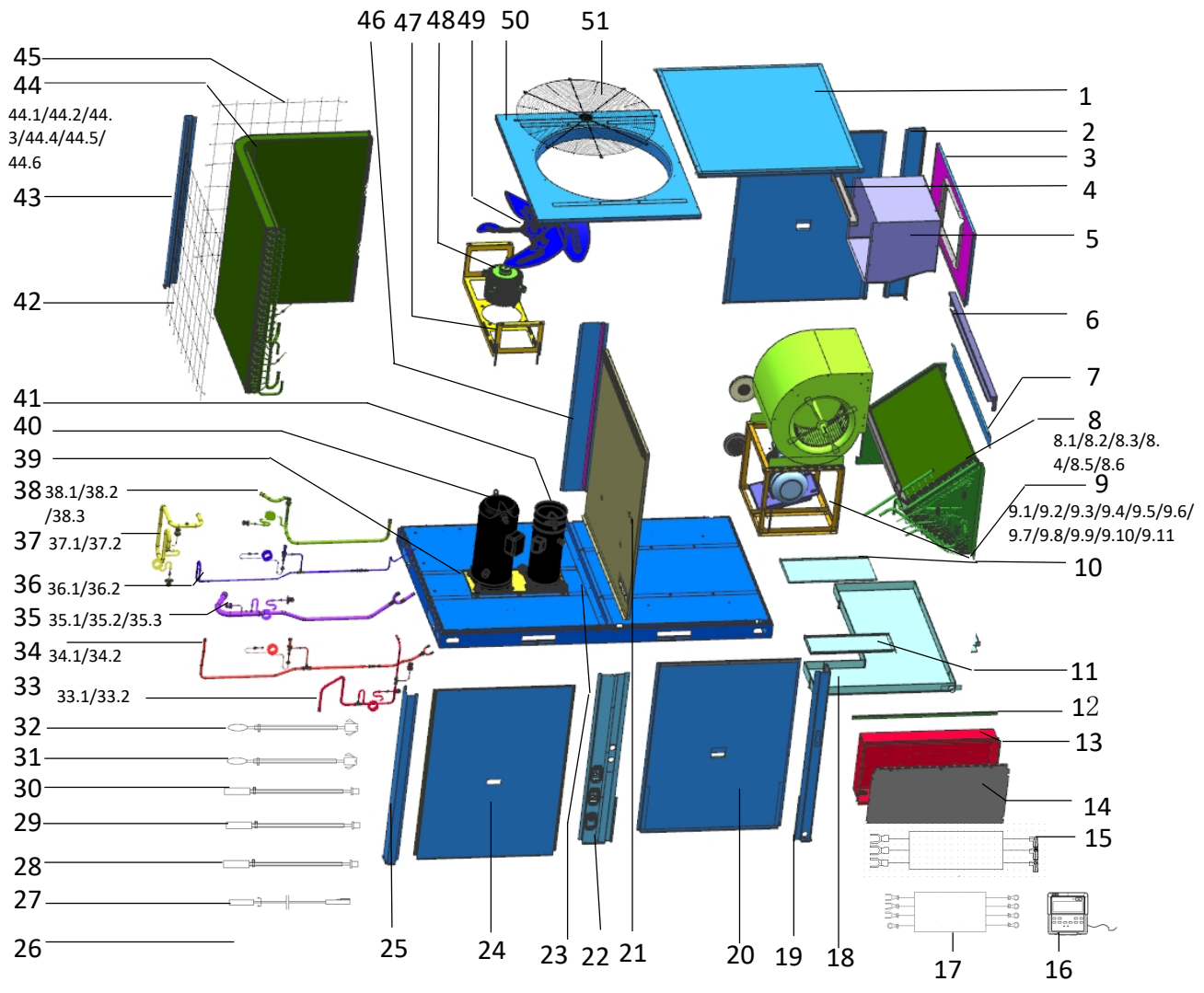


**Model** CCRT150-3

**Power** 3P/220V/60Hz







13.7

13.8

13.10

No.	Part Name	Quantity	BOM code	Price(\$\$)	Remark
1	Inside top cap	1	201296390670		
2	Right front pole	1	201296390684		
3	Inside panel III	1	201296390640		
4	Air duct coaming	1	201296390635		
5	Air duct coaming ass'y	1	201296390661		
6	Median cross beam	1	201296390672		
7	Inside panel I	1	201296390644		
8	Evaporator ass'y	1	201296390698		
8.1	Evaporator I	1	201596290044		
8.2	Evaporator II	1	201596390044		
8.3	Evaporator fix support I	1	201296290360		
8.4	Evaporator fix support ass'y	1	201296290359		
8.5	Evaporator sealpad	1	201296390621		
8.6	Evaporator sealpad 2	1	201296290377		
9	Duct hoisting ass'y	1	201296390703		
9.1	Centrifugal fan	1	201200300893		
9.2	Fan support board	1	201296390656		
9.3	Motor	1	2024008A0035		
9.4	Motor support	1	201296390646		
9.5	Polish rod	1	201296491027		
9.6	Adjusting screw rod	1	201296491028		
9.7	Adjustable belt pulley	1	202900101067		
9.8	Belt pulley	1	202900101064		
9.9	Sleeve	1	202900200003		
9.10	Sleeve	1	202900210002		
9.11	Belt	1	202701000018		
9.12	Inside drainage pan ass'y	1	201296390638		
10	Inside drainage pan II ass'y	1	201296390631		
11	Inside drainage pan III ass'y	1	201296390629		
12	E-part control box fix board	1	201296390653		
13	E-part control box ass'y	1	203396390051		
13.1	E-part control box	1	201296390622		
13.2	Main control board ass'y	1	201396390649		
13.3	Contactator	1	202300800110		
13.4	AC contactator	1	202300830062		
13.5	Contactator	1	202300850043		
13.6	AC contactator	1	202300850050		
13.7	Transformer	1	202300930280		
13.8	Linear transformer	1	202300930283		
13.9	Wire joint	1	202301450104		

13.10		Wire joint	1	202301450135		
14		E-part control box cover	1	201296390637		
15		Wire	1	202496490010		
16		Wire controller	1	203355100023		
17		Compressor joint wire	1	202496490035		
18		Drainage pan ass'y	1	201296390668		
19		LF pole	1	201296390682		
20		Inside panel II	2	201296390647		
21		Outside septum board	1	201296390664		
22		Left middle pole	1	201296390676		
23		Base ass'y	1	201296390686		
24		Outside panel	1	201296390649		
25		LR pole	1	201296390674		
26		Discharge temp. sensor	1	202301300542		
27		Discharge temperature sensor	1	202301600560		
28		Pipe temp. sensor ass'y	1	202301300749		
29		Pipe temp. sensor ass'y	1	202301300736		
30		Pipe temperature sensor ass'y	2	202301300588		
31		Indoor temp. sensor ass'y	1	202301300770		
32		Room temp sensor ass'y	1	202301300214		
33		B discharge pipe ass'y	1	201696390911		
33.1		Pressure switch	1	202301820042		
33.2		Form fitting assemblies	1	201696490506		
34		Condenser output pipe ass'y	1	201696391143		
34.1		Throttle	1	201600801539		
34.2		Unloading valve	1	201601600027		
35		Return air duct ass'y	1	201696391148		
35.1		Pressure switch	1	202301820021		
35.2		Form fitting assemblies	1	201696490506		
35.3		Strainer	1	201600900014		
36		Condenser output pipe ass'y	1	201696391142		
36.1		One-way throttle	1	201600801500		
36.2		Unloading valve	1	201601600027		
37		A compressor discharge pipe ass'y	1	201696290886		
37.1		Pressure switch	1	202301800836		
37.2		Form fitting assemblies	1	201696490506		
38		Return air duct ass'y	1	201696391146		
38.1		Pressure switch	1	202301820021		
38.2		Form fitting assemblies	1	201696490506		
38.3		Strainer	1	201600900014		
39		Base ass'y	1	201296390650		
40		Compressor	1	201401401300		
41		Compressor	1	201401400820		
42		Net II	1	201296390633		
43		Right rear pole	1	201296390675		
44		Condenser ass'y	1	201596390052		
44.1		Condenser	1	201596390042		
44.2		Condenser 1	1	201596390043		
44.3		Condenser inlet pipe ass'y	1	201696391144		
44.4		B condenser input pipe ass'y	1	201696390924		
44.5		A condenser output pipe ass'y	1	201696390931		
44.6		B condenser output pipe ass'y	1	201696390937		
45		Net I	1	201296390634		
46		Right middle pole	1	201296390680		
47		Motor support ass'y	1	201296390701		

48		Motor	1	202400801098		
49		Axial fan	1	201200300013		
50		Outside top cover	1	201296390627		
51		Outlet grille	1	201290190395		