



SUBMITTAL DATA SHEET

ComfortStar®

CARAT12CA-M	
Location: _____ Engineer: _____ Submitted to: _____ Submitted by: _____ Reference: _____	Approval: _____ Date: _____ Construction: _____ Unit #: _____ Drawing #: _____

Set Model	Indoor unit model CARAT12CA(I)-M Outdoor unit model CARAT12CA(O)-M
Certified	AHRI  UL 



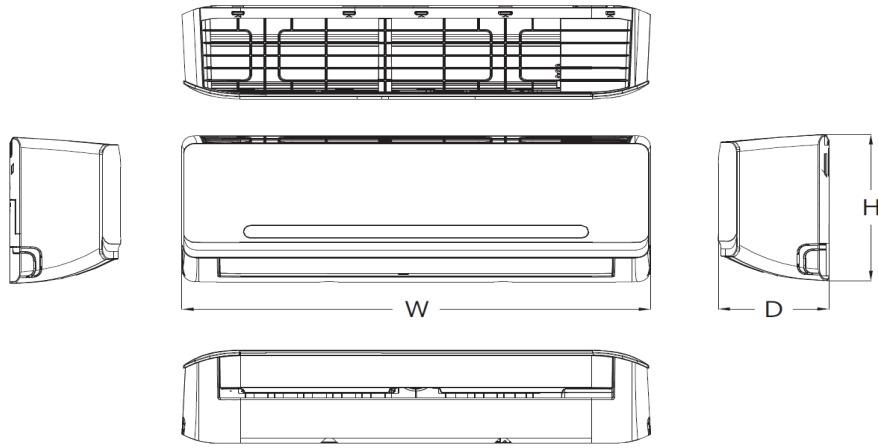
SYSTEM PERFORMANCE DATA		
Power supply		
Voltage Range	(V)	115V, 1Ph, 60Hz
Electrical		
Rated Power Input	(W)	1850
Rated Current	(A)	16.5
Starting current	(A)	/
Cooling		
Capacity	(Btu/h)	11500
Input	(W)	965
Current	(A)	8.5
SEER2		21.0
SEER		21.0
EER2		11.9
EER		11.9

INDOOR UNIT DATA		
Indoor fan motor		
Type		Cross-Flow
Model		ZKFP-20-8-113
Qty		1
Input	(W)	35
Capacitor	(uF)	/
Speed(Hi/Mi/Lo)	(r/min)	1200/1040/960
Air flow & Noise level		
Indoor air flow (Hi/Med/Lo) (No duct)	(m3/h)	566/430/360
Indoor noise level (Hi/Med/Lo)	[dB(A)]	40.5/35.5/33
Indoor unit		
Dimension (WxDxH)	(inch)	31.6x7.9x11.6
	(mm)	802x200x295
Packing(WxDxH)	(inch)	31.4x11.2x15.0
	(mm)	875x285x380
Net/Gross weight	(lbs.)	19.2/24.5
	(kg)	8.7/11.1

REFRIGERANT PIPE DATA		
Refrigerant Type	(kg)	R410A/0.66
Liquid side/ Gas side	(inch)	
	(mm)	
Max. pipe length	(ft)	82.0
	(m)	25
Max. difference in level	(ft)	32.8
	(m)	10
Indoor(cooling/ heating)	(Deg. °F)	60~90//
	(Deg. °C)	16~32//
Outdoor(cooling/heating)	(Deg. °F)	32~122//
	(Deg. °C)	0~50//
Application area	(sq.ft)	161.5~236.8
	(m2)	15~22

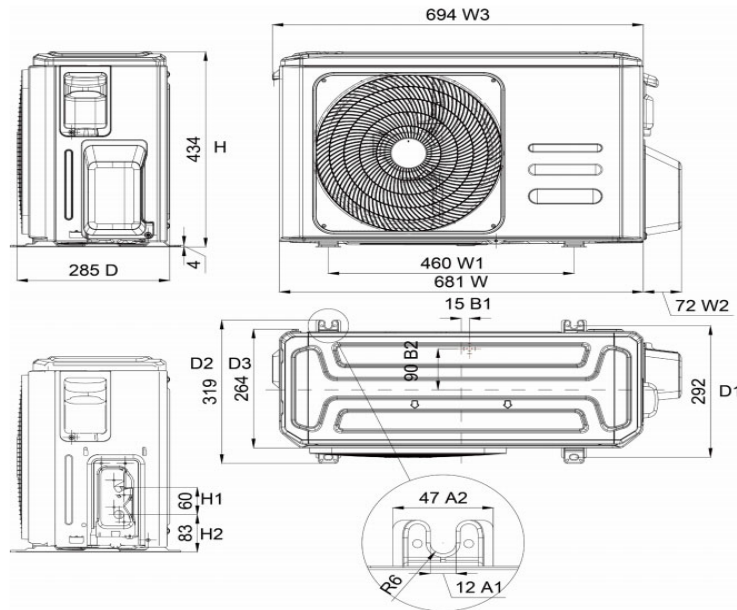
OUTDOOR UNIT DATA		
Compressor		
Type		ROTARY
Model		KSK103D33UEZ3
Brand		GMCC
Capacity	(Btu/h)	2035/3255
Input	(W)	325/826
Rated current (RLA)	(A)	2.40/5.65
Thermostat type		
		Remote Control
Outdoor fan motor		
Model		ZKFN-34-8-1
Qty		1
Input	(W)	58.00
RLA	(A)	--
Speed	(r/min)	850/600
Air flow & Noise level		
Outdoor air flow (Max.)	(m3/h)	1800
Outdoor noise level	[dB(A)]	54
Outdoor unit		
Dimension(W*D*H)	(inch)	28.3x10.6x19.5
	(mm)	720x270x495
Packing (W*D*H)	(inch)	32.9x11.8x21.3
	(mm)	835x300x540
Net/ Gross weight	(lbs.)	50.7/54.5
	(kg)	23/24.7

Indoor unit dimension



Dimension(mm)	W	D	H
CARAT12CA(I)-M	802	200	295
CARAT12CD(I)-M	802	200	295
CARAT18CD(I)-M	971	228	321
CARAT24CD(I)-M	1082	234	337
CARAT36CD(I)-M	1259	283	362

Outdoor unit dimension



Dimension(mm)	W	D	H
CARAT12CA(O)-M	720	270	495
CARAT12CD(O)-M	720	270	495
CARAT18CD(O)-M	765	303	555
CARAT24CD(O)-M	805	303	554
CARAT36CD(O)-M	946	410	810