

ComfortStar®



**Ductless Mini-Splits,
Light Commercial
and Multi-Zone Systems**

**PRODUCT
CATALOG**

ALEGRIA  **SERIES**
| Gold | Platinum | Hi-Heat

AHRI CERTIFIED™
www.ahridirectory.org

 **ETL** **US**

 **SP** **US**

ComfortStar®

INVERTER

TECHNOLOGY

Recognized world-wide as a leader in providing reliable, energy efficient, innovative and cost-effective products

With over 50 years of combined experience, our research and development team continues to develop products that adhere to the highest quality standards, while elevating the level of efficiency to protect our precious environment.

Our manufacturing facilities maintain the highest quality and reliability standards with ISO9001 and ISO14001. All our products are AHRI and ETL certified. Across the world, we are committed to bringing daily comfort into every facet of your lives. Whether it is your home, your child's school, or your local grocery store, ComfortStar is there to ensure a pleasant environment, regardless of the climate.

Advances in INVERTER technology have made mini-split heat pump systems among the highest efficiency heating and air conditioning systems on the market today.

This technology allows us to modulate the frequency of a compressor according to the thermal load of the conditioned space; therefore, a compressor can reduce the amount of work it does to reach a desired set temperature. This results in longer compressor life-span and most importantly, a decrease in energy usage and increased energy savings.

Mini-splits are ideal when making additions to a home, since expanding existing duct work can be problematic in some situations. Ease of installation makes it very practical for light commercial applications, such as hotel rooms, office spaces, malls and hospitals.

We provide Comfort at a great value.
Comfort... it's in our name



ALEGRIA  **SERIES**

ComfortStar®

Ductless Mini-Splits, Light Commercial and Multi-Zone Systems

| Gold | Platinum | Hi-Heat series

High Efficiency Heat Pumps and Light Commercial Systems

INVERTER Technology



GOLD 



WARRANTY
7 YEAR WARRANTY
COMPRESSOR



WARRANTY
5 YEAR WARRANTY
PARTS

Warranty Registration required except California and Quebec Canada

PLATINUM 



WARRANTY
7 YEAR WARRANTY
COMPRESSOR



WARRANTY
5 YEAR WARRANTY
PARTS

Warranty Registration required except California and Quebec Canada



HI-HEAT 



WARRANTY
7 YEAR WARRANTY
COMPRESSOR



WARRANTY
5 YEAR WARRANTY
PARTS

Warranty Registration required except California and Quebec Canada



Table of Contents

5	COMFORTSTAR Systems
7	WiFi Control
8-15	ALEGRIA GOLD  SERIES
9	Features
11	Nomenclature
16-53	ALEGRIA PLATINUM  SERIES
17	Features
19	Nomenclature
20-24	ALEGRIA PLATINUM specifications

25-35	ALEGRIA PLATINUM Light Commercial
36-41	AHU + CPP
42	INVERTER KIT
43-53	Multi-Zone specifications
51	Controllers
54	ALEGRIA HI-HEAT  SERIES
46-50	ALEGRIA Hi-HEAT specifications
60-64	ALEGRIA Hi-HEAT Flex-Mount
65-73	Specs at a Glance

ComfortStar®

ALEGRIA
GOLD SERIES

ALEGRIA
PLATINUM SERIES

ALEGRIA
HI-HEAT SERIES



Ductless Split Systems

Have one of the highest heating and air conditioning efficiencies on the market.

ALEGRIA GOLD SERIES

Low Ambient: Systems are capable of producing comfort cooling and heating at 0°F outdoor ambient temperature.

SINGLE ZONE Systems - Perfect for achieving true-zoning in applications where thermal loads may vary within the same building/residence. Indoor high-wall evaporator units are available from 9,000 BTUh to 36,000 BTUh.

ALEGRIA PLATINUM SERIES

Low Ambient: Systems are capable of producing comfort cooling and heating at -13°F outdoor ambient temperature.

SINGLE ZONE Systems - Perfect for achieving true-zoning in applications where thermal loads may vary within the same building/residence. Indoor high-wall evaporator units are available from 9,000 BTUh to 24,000 BTUh.

LIGHT COMMERCIAL Systems - Hi-wall units, cassette type, floor ceiling Air Handlers and fan coils, are also available from 9,000 BTUh to 60,000 BTUh.

MULTI-ZONE Systems - A single outdoor condensing unit can power up to 5 different indoor evaporators. There are more than 95+ possible combinations ranging from 9,000 BTUh to 24,000 BTUh in high-wall mounts and light commercial units which offers

ALEGRIA HI-HEAT SERIES

Low Ambient: Systems are capable of producing comfort cooling and heating at -22°F outdoor ambient temperature. These units are also extremely efficient compared to traditional oil, propane, or gas furnaces.

In the coldest regions of the country when the exterior temperature plunges into the sub-zero territory, a standard heating system is not enough to keep your family comfortable. Our Hi-Heat systems are designed to provide year-round comfort even in the grip of winter.

LIGHT COMMERCIAL Systems - Hi-wall units, cassette type, floor ceiling and fan coils, are also available from 9,000 BTUh to 24,000 BTUh.

MULTI-ZONE Systems - A single outdoor condensing unit can power up to 5 different indoor evaporators. There are more than 54+ possible combinations ranging from 9,000 BTUh to 24,000 BTUh in high-wall mounts and light commercial units which offers contractors flexibility in system designing.



ComfortStar®

INVERTER

Mini-Split systems are

favoured in residential applications where duct work for a central A/C system is not available, making it a promising alternative to central systems for almost any HVAC application.

DUCTLESS SPLIT Systems

are similar to central cooling and heating systems. Ductless split systems are categorized as air conditioning (cooling only) and heat pump systems which provide both heating and cooling.

SINGLE ZONE System

Include a condensing unit (outdoor) and an evaporator unit (indoor). Inverter mini-splits use electricity to pump refrigerant through copper piping and transfer heat from one space to another through a condenser using a compressor.

HEAT PUMP Systems

Make it possible for a condensing unit to switch from producing cooling or heating through the use of a reversing valve, or 4-way valve. This valve reverses the flow of refrigerant through the compressor to provide comfortable cooling or heating depending on the preference of the end user.

Important Characteristics:

NO DUCT WORK REQUIRED:

Eliminates heat loss or gain associated with leaky ductwork and provides easier installation.

ZONE CONTROL:

Maximize energy efficiency by individually cooling or heating only those spaces desired.

FLEXIBILITY:

suitable for residential and light commercial application.

VERY QUIET:

for both indoor and outdoor units

INVERTER TECHNOLOGY:

Eliminates compressor or motor hard starts: Increases efficiency, and extends the life of mechanical components. Temperature set points are reached quickly and sustained using minimal energy consumption.



Control, by using your Wi-Fi

Have one of the highest heating and air conditioning efficiencies on the market.

- Control your evaporator using mobile device with iOS 7.0 or higher and Android platforms.
- Link is established between Smart Kit on the unit and your router to allow for communication.
- Evaporator comes compatible with 2.4G Hz Wi-Fi module

How it works?

Download the [NetHome Plus] app for your Android platforms or iOS 7.0 or higher.

- Change modes, adjust temperature.
- Turn your Comfort System on before getting home.
- Program cooling/heating schedule.
- Turn Comfort System off remotely if you forget to power down after leaving.
- Adjust Comfort System settings.

6 standard control options.

- Wi-Fi Control** – SmartKit installed in unit
- Wireless Remote** – Comes standard with all units.
- Manual Switch** – Turn unit ON/OFF using the manual switch.
- Wired Control** – Wired control is optional and works similar to a thermostat.

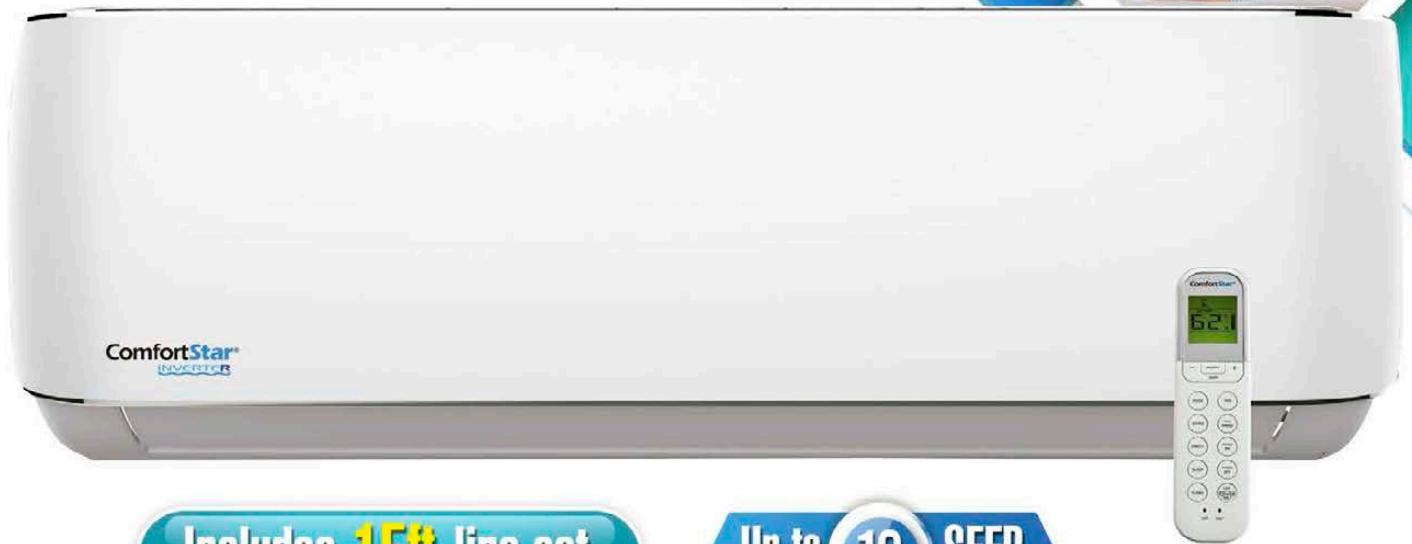
Optional:

- Central Control** – One central control can control up to 64 units.
- Front Desk** – overrides individual controls and all settings are manipulated using central control.



ALEGRIA GOLD SERIES

Single Zone Heat Pump
 0°F Low Outdoor Ambient
 Operating Temperature in both
 Heating and Cooling.



Includes **15ft** line set

Up to **19** SEER

GOLD features:

- Auto Swing
- Auto Defrost
- 12-Speed Indoor Fan
- Emergency Mode
- Anti-Cold Air Function
- Bypass Mode
- Mute Operation
- Refrigerant Leak Detection
- Error Code
- Manual Switch
- Interactive display
- Self-Diagnosis
- 3-Directional Airflow
- 2-Way Draining
- Wired Control Option

WARRANTY

7
 YEAR
ALEGRIA GOLD
 7 YEAR WARRANTY
 COMPRESOR

WARRANTY

5
 YEAR
ALEGRIA GOLD
 5 YEAR WARRANTY
 PARTS

Warranty Registration required except California and Quebec Canada

INVERTER



Celsius And Fahrenheit Degree Switch	Quiet Mode	Auto - Restart	Intelligent Defrost	Low Temperature Heating and Cooling	24H Timer	Follow Me	Wired Controller

ALEGRIA GOLD SERIES



Features

GOLD expanded features:

Low Ambient: Systems are capable of producing comfortable heating and cooling to outdoor ambient temperatures as low as 0°F.

Manual Power Switch: Power unit ON/OFF using button located at the evaporator.

Interactive Display shows:

- Error codes based on system failure.
- Service codes if your filter needs cleaning.
- Error code if refrigerant leak is detected.
- When unit goes into auto defrost.

Self-Diagnosis: Unit will shut down and go into protection mode if it detects abnormalities. The display will show an error code depending on the type of protection the unit is in.

Bypass Mode: Unit will continue to operate if a non-critical component fails, such as a sensor.

2-Way Draining Option: Ability to place drain hose on either left or right hand side of evaporator allows for flexible installation design.

3 Directional Airflow: Air flow is directed so that it reaches more surface area including the corners of the room being conditioned.

Mute Operation: Silence function keys from the Remote Control.

Follow Me Function: Remote Control has a sensor built in. In this mode, the unit will sense the temperature at the Remote Control instead of at the indoor unit for the set temperature.

Controls: Wired Controls (optional)

High Efficiency

Up to **19** SEER

Low Ambient 0°F

TABLE OF CONTENTS

8 - 15 ALEGRIA GOLD series

8 - 9 Features

11 Nomenclature

12 - 15 ALEGRIA GOLD specifications

66 - 71 Specs at a Glance


ALEGRIA GOLD SERIES

Single Zone Heat Pumps
Up to 19 SEER

0°F Low Outdoor Ambient
Operating Temperature
in both Heating and Cooling.



CPG Series



INVERTER



ALEGRIA GOLD
7 YEAR WARRANTY
COMPRESOR



ALEGRIA GOLD
5 YEAR WARRANTY
PARTS

Warranty Registration required except
California and Quebec Canada



ALEGRIA GOLD
CIM SERIES
7 YEAR WARRANTY
COMPRESOR



ALEGRIA GOLD
CIM SERIES
5 YEAR WARRANTY
PARTS

Warranty Registration required except
California and Quebec Canada

ALEGRIA GOLD SERIES

Easy installation for residential and light commercial applications

GOLD Applications:

- Sun Room
- Garage
- Pool House
- Home Gym
- Small Office Spaces
- Home Theatre Room
- Or any room where central duct work is not available

High Efficiency
Up to 19 SEER
 Low Ambient 0°F

Equipment Nomenclature Characteristics:

Do Not Mismatch:

- CPG with any other models
- CA (115V) with CD (208-230V)
- CIM with any other models - Cooling Only
- CA (115V) with CD (208-230V)

Indoor Model No.	CPG009CA(I)-B	CPG012CA(I)-B	CPG009CD(I)-B	CPG012CD(I)-B	CPG018CD(I)-B	CPG024CD(I)-B	CPG030CD(I)	CPG036CD(I)
Outdoor Model No.	CPG009CA(O)-B	CPG012CA(O)-B	CPG009CD(O)-B	CPG012CD(O)-B	CPG018CD(O)-B	CPG024CD(O)-B	CPG030CD(O)	CPG036CD(O)
CAPACITY Btu/h								
Cooling Capacity	9000	12000	9000	12000	18000	24000	30000	36000
Heating Capacity	10000	12000	9000	12000	18000	24000	30000	36000
ELECTRICAL DATA								
Power Supply	115V-1-60Hz	115V-1-60Hz	208-230V-1-60Hz	208-230V-1-60Hz	208-230V-1-60Hz	208-230V-1-60Hz	208-230V-1-60Hz	208-230V-1-60Hz

Indoor Model No.	CIM12CA(I)	CIM09CD(I)	CIM12CD(I)	CIM18CD(I)	CIM24CD(I)
Outdoor Model No.	CIM12CA(O)	CIM09CD(O)	CIM12CD(O)	CIM18CD(O)	CIM24CD(O)
CAPACITY					
Cooling Capacity / Btu/h	12000	9000	11500	17000	22000
ELECTRICAL DATA					
Power Supply	115-1-60	208-230V-1-60Hz	208-230V-1-60Hz	208-230V-1-60Hz	208-230V-1-60Hz

For proper wiring sizes always refer to local codes

Nomenclature:			
CPG = Heat Pump Gold Series	CA = 115V	CD = 208-230V	(I) = Indoor (O) = Outdoor
CIM = Cooling Only Gold Series	CA = 115V	CD = 208-230V	

ALEGRIA GOLD SERIES

Heat Pump



PRODUCT SPECIFICATIONS

Indoor Model No.			CPG009CA(I)-B	CPG012CA(I)-B	CPG009CD(I)-B	CPG012CD(I)-B
Outdoor Model No.			CPG009CA(O)-B	CPG012CA(O)-B	CPG009CD(O)-B	CPG012CD(O)-B
Power Supply			115V-1-60Hz	115V-1-60Hz	208-230V-1-60Hz	208-230V-1-60Hz
Cooling	Capacity	Btu/h	9000	12000	12000	12000
	Input	W	782	1020	1065	1090
	Rated current	A	6.8	8.9	4.5	4.8
	EER	Btu/w	11.5	10.5	11	11
	SEER	Btu/w	19	19	18	19
Heating	Capacity	Btu/h	10000	12000	12000	12000
	Input	W	925	1026	1025	1035
	Rated current	A	8.1	8.9	4.3	4.5
	HSPF4	Btu/w	10	9.5	9.5	9.5
Minimum Circuit Ampacity		A	15	15	10	15
Max. fuse		A	20	20	15	15
Indoor Air Flow (Hi/Mi/Lo)		CFM	420/300/	500/360/240	420/310/210	500/350/240
Indoor Noise Level (Hi/Mi/Lo)		dB(A)	39/-/24.5	40.5/-/24	36/-/23	40.5/-/25
Indoor Unit	Dimension (WxDxH)	inch	28.43x7.36x11.42	31.57x7.44x11.69	28.43x7.36x11.42	31.57x7.44x11.69
	Packing (WxDxH)	inch	31.10x10.63x14.57	34.45x11.22x14.76	31.10x10.63x14.57	34.45x11.22x14.76
	Net/Gross weight	lbs.	16.5/20.9	18.7/22.5	16.5/20.9	18.7/22.5
Outdoor Air Flow		CFM	1060	1120	1060	1120
Outdoor Noise Level		dB(A)	56	54	57	57
Outdoor Unit	Dimension(WxDxH)	inch	30.31x11.81x21.85	30.31x11.81x21.85	30.31x11.81x21.85	30.31x11.81x21.85
	Packing (WxDxH)	inch	35.43x13.58x23.03	35.43x13.58x23.03	35.43x13.58x23.03	35.43x13.58x23.03
	Net/Gross weight	lbs.	63.9/69.4	65.0/70.5	63.9/69.4	65.0/70.5
Connection Wiring		PSIG	550/340	550/340	550/340 PSIG	550/340 PSIG
Refrigerant Type		oz	R410A/	R410A/33.9	R410A/28.2	R410A/33.9
Refrigerant Precharge		ft	25	25	25	25
Additional Charge For Each Ft		oz	0.161	0.161	0.161	0.161
Refrigerant Piping	Liquid side/ Gas side	inch	1/4"/3/8"	1/4"/1/2"	1/4"/3/8"	1/4"/1/2"
	Max. refrigerant pipelength	ft	82	82	82	82
	Max. difference in level	ft	33	33	33	33
Connection Wiring			16AWG*4 Stranded, unshielded			
Included Controller			Remote Control	Remote Control	Remote Control	Remote Control
Operation Temperature	Indoor (Cooling/Heating)	°F	62°90/32°86	62°90/32°86	62°90/32°86	62°90/32°86
	Outdoor(Cooling/Heating)	°F	0°122/0°86	0°122/0°86	0°122/0°86	0°122/0°86

For proper wiring sizes always refer to local codes

CPG Series

○ Up to 19 SEER - Heat Pump
0°F Low Ambient Operating Temperatures in both Heating and Cooling.

- Auto-restart
- Refrigerant Leak Detection
- Louver Position Memory
- Timer (24H)
- By Pass Function (Emergency operation)
- Dry Mode
- Turbo
- LED display
- Cold Catalyst Filter
- Auto swing
- Manual power control on indoor unit
- High Density Filter
- Sleep mode (7 hour off)
- Low Ambient cooling and heating
- 2 Way Draining

PRODUCT SPECIFICATIONS

Indoor Model No.			CPG018CD(I)-B	CPG024CD(I)-B	CPG030CD(I)	CPG036CD(I)
Outdoor Model No.			CPG018CD(O)-B	CPG024CD(O)-B	CPG030CD(O)	CPG036CD(O)
Power Supply			208-230V-1-60Hz	208-230V-1-60Hz	208-230V-1-60Hz	208-230V-1-60Hz
Cooling	Capacity	Btu/h	18000	24000	30000	36000
	Input	W	1635	2525	2857	4235
	Rated current	A	7.2	11.2	12.5	18.5
	EER	Btu/w	11	9.5	10.5	8.5
	SEER	Btu/w	19	17	18	16
Heating	Capacity	Btu/h	18000	24000	30000	36000
	Input	W	1935	2425	3110	3835
	Rated current	A	8.5	10.7	13.5	16.7
	HSPF4	Btu/w	9.5	9.5	9.6	10
Minimum Circuit Ampacity		A	15	18	20	25
Max. fuse		A	20	25	30	35
Indoor Air Flow (Hi/Mi/Lo)		CFM	660/450/380	1000/780/600	1350/1050/800	1450/1100/800
Indoor Noise Level (Hi/Mi/Lo)		dB(A)	45/-/29	45.5/-/33	52/44/35	52/44/36
Indoor Unit	Dimension (WxDxH)	inch	37.99x8.46x12.56	42.52x8.90x13.19	49.57x11.10x14.25	49.57x11.10x14.25
	Packing (WxDxH)	inch	41.14x12.01x15.94	45.47x16.34x12.40	52.76x17.72x14.96	52.76x17.72x14.96
	Net/Gross weight	lbs.	26.0/34.2	29.1/37.0	43.2/55.6	43.2/55.6
Outdoor Air Flow		CFM	1470	1590	2530	2943
Outdoor Noise Level		dB(A)	57.5	59	62	63
Outdoor Unit	Dimension (WxDxH)	inch	31.50x13.11x21.81	33.27x14.29x27.64	37.24x16.14x31.89	37.24x16.14x31.89
	Packing (WxDxH)	inch	36.22x15.35x24.21	38.00x15.55x29.72	42.91x19.69x34.45	42.91x19.69x34.45
	Net/Gross weight	lbs.	80.5/87.1	105.16/112.44	137.79/147.71	143.3/153.22
Connection Wiring		PSIG	550/340 PSIG	550/340 PSIG	550/340 PSIG	550/340 PSIG
Refrigerant Type		oz	R410A/52.9	R410A/63.5	R410A/97.0	R410A/119.9
Refrigerant Precharge		ft	25	25	25	25
Additional Charge For Each Ft		oz	0.161	0.322	0.322	0.322
Refrigerant Piping	Liquid side/ Gas side	inch	1/4"/1/2"	3/8"/5/8"	3/8"/5/8"	3/8"/5/8"
	Max. refrigerant pipelength	ft	98	98	164	213
	Max. difference in level	ft	66	66	82	98
Connection Wiring			16AWG*4 Stranded, unshielded			
Included Controller			Remote Control	Remote Control	Remote Control	Remote Control
Operation Temperature	Indoor (Cooling/Heating)	°F	62°90/32°86	62°90/32°86	62°90/32°86	62°90/32°86
	Outdoor (Cooling/Heating)	°F	0°122/0°86	0°122/0°86	0°122/0°86	0°122/0°86

For proper wiring sizes always refer to local codes

ALEGRIA GOLD SERIES

Single Zone
Cooling Only



PRODUCT SPECIFICATIONS

Indoor Model No.			CIM12CA(I)	CIM09CD(I)
Outdoor Model No.			CIM12CA(O)	CIM09CD(O)
Power supply			115V-1-60Hz	208-230V-1-60Hz
Cooling	Capacity	Btu/h	12000	9000
	Input	W	1160	821
	Rated current	A	5.0	3.6
	SEER	Btu/w	16.5	19
	EER	Btu/w	10	11.1
MINIMUM CIRCUIT Ampacity		A	15	10
MAX. FUSE		A	20	15
Indoor air flow((Turbo)/Hi/Mi/Lo)		CFM	476/428/	410/350/250
Indoor noise level (Hi/Mi/Lo)		dB(A)	38.5/31/24.5	40/32/26
Indoor unit	Dimension (WxDxH)	inch	31.57x7.44x11.69	28.43x7.36x11.42
	Packing (WxDxH)	inch	34.45x11.22x14.76	31.10x10.63x14.57
	Net/Gross weight	LBS	16.3/20.2	16.3/21.6
Outdoor air flow		CFM	1120	1060
Outdoor noise level		dB(A)	54	54.5
Outdoor unit	Dimension (WxDxH)	inch	30.31x11.81x21.85	30.31x11.81x21.85
	Packing (WxDxH)	inch	35.43x13.58x23.03	35.43x13.58x23.03
	Net/Gross weight	LBS	63.8/71.5	52.8/59.2
Design pressure		PSIG	550/340 PSIG	550/340 PSIG
Refrigerant type		OZ	R410a/20.81oz	R410a/17.64oz
Refrigerant precharge		ft	25	25
Additional charge for each ft		oz	0.161	0.161
Refrigerant piping	Liquid side/ Gas side	inch	1/4"/1/	1/4"/3/8"
	Max. refrigerant pipe length	ft	82	82
	Max. difference in level	ft	33	33
Connection wiring			16AWG*4 Stranded, unshielded	
Included Controller			Remote Control	Remote Control
Operation temperature	Indoor (Cooling/Heating)	°F	62-90/32-86	62-90/32-86
	Outdoor(Cooling/Heating)	°F	5-122/5-86	5-122/5-86

For proper wiring sizes always refer to local codes.

CIM Series

Up to 20 SEER | Cooling Only (includes 10' of Line Set) | Low Ambient 5°F

FEATURES:

- Auto-restart
- Timer (24H)
- Turbo
- Auto swing
- Sleep mode (7 hour off)
- Refrigerant Leak Detection
- By Pass Function (Emergency operation)
- LED display
- Manual power control on indoor unit
- Low Ambient cooling and heating
- Louver Position Memory
- Dry Mode
- Cold Catalyst Filter
- High Density Filter
- 2 Way Draining

PRODUCT SPECIFICATIONS

Indoor Model No.			CIM12CD(I)	CIM18CD(I)	CIM24CD(I)
Outdoor Model No.			CIM12CD(O)	CIM18CD(O)	CIM24CD(O)
Power supply			208-230V-1-60Hz	208-230V-1-60Hz	208-230V-1-60Hz
Cooling	Capacity	Btu/h	11500	17000	22000
	Input	W	1095	1623	2170
	Rated current	A	4.8	7.4	9.4
	SEER	Btu/w	19	20	19
	EER	Btu/w	11.2	10.8	10.9
MINIMUM CIRCUIT Ampacity		A	11	15	16
MAX. FUSE		A	15	20	25
Indoor air flow((Turbo)/Hi/Mi/Lo)		CFM	500/350/240	900/750/600	1050/800/550
Indoor noise level (Hi/Mi/Lo)		dB(A)	42/34.5/27	42.5/34/31	52/42/37
Indoor unit	Dimension (WxDxH)	inch	31.57x7.44x11.69	37.99x8.46x12.56	42.52x8.90x13.19
	Packing (WxDxH)	inch	34.45x11.22x14.76	41.14x12.01x15.94	45.47x16.34x12.40
	Net/Gross weight	LBS	18.5/22.2	24.2/30.8	28.6/36.7
Outdoor air flow		CFM	1120	1470	1590
Outdoor noise level		dB(A)	53	57	59
Outdoor unit	Dimension (WxDxH)	inch	30.31x11.81x21.85	31.50x13.11x21.81	33.27x14.29x27.64
	Packing (WxDxH)	inch	35.43x13.58x23.03	36.22x15.35x24.21	38.00x15.55x29.72
	Net/Gross weight	LBS	52.8/59.4	63.8/72.2	136.4/147.4
Design pressure		PSIG	550/340 PSIG	550/340 PSIG	550/340 PSIG
Refrigerant type		OZ	R410a/18.69oz	R410a/31.75oz	R410a/42.33oz
Refrigerant precharge		ft	25	25	25
Additional charge for each ft		oz	0.161	0.161	0.322
Refrigerant piping	Liquid side/ Gas side	inch	1/4"/1/2"	1/4"/1/2"	3/8"/5/8"
	Max. refrigerant pipe length	ft	82	98	98
	Max. difference in level	ft	33	66	66
Connection wiring			16AWG*4 Stranded, unshielded		
Included Controller			Remote Control	Remote Control	Remote Control
Operation temperature	Indoor (Cooling/Heating)	°F	62-90/32-86	62-90/32-86	62-90/32-86
	Outdoor(Cooling/Heating)	°F	5-122/5-86	5-122/5-86	5-122/5-86

For proper wiring sizes always refer to local codes.

ALEGRIA PLATINUM SERIES

Up to 24.5 SEER
Single Zone Heat Pump
-13°F Low Outdoor Ambient Operating
Temperatures in both Heating and Cooling.



Includes **15ft** line set

PLATINUM features:

- Wi-Fi Compatible (optional)
- Auto Swing
- Auto Defrost
- 12-Speed Indoor Fan Speeds
- Emergency Mode
- Anti-Cold Air Function
- Bypass Mode
- Mute Operation
- Refrigerant Leak Detection Error Code
- Manual Power Switch
- Interactive display
- Self-Diagnosis
- 3-Directional Airflow
- 2-Way Draining
- Optional Wired Controller



WARRANTY
ALEGRIA PLATINUM
7 YEAR WARRANTY
COMPRESOR



WARRANTY
ALEGRIA PLATINUM
7 YEAR WARRANTY
PARTS

Warranty Registration required except
California and Quebec Canada

INVERTER



WiFi Control	Celsius And Fahrenheit Degree Switch	Quiet Mode	Auto - Restart	Intelligent Defrost	Low Temperature Heating and Cooling	24H Timer	Follow Me	Wired Controller

ALEGRIA PLATINUM SERIES



Features

PLATINUM expanded features:

Low Ambient Operation: Systems are capable of producing comfortable heating and cooling to outdoor ambient temperatures as low as -13°F.

Manual Power Switch: Power unit ON/OFF using button located at the evaporator.

Centralized Control: control up to 64 units using one wired central control. Front Desk Control (hotel application) overrides remote control at the evaporator (optional).

Interactive Display shows:

- Error codes based on system failure.
- Service codes if your filter needs cleaning.
- Error code if refrigerant leak in the system is detected.
- When unit goes into auto defrost.

Self-Diagnosis: Unit will shut down and go into protection mode if it detects abnormalities. The display will show an error code depending on the type of protection the unit is in.

Bypass Mode: Unit will continue to operate if a non-critical component fails, such as a sensor.

2-Way Draining Option: Ability to place drain hose on either left or right hand side of evaporator allows for flexible installation design.

3 Directional Airflow: Air flow is directed so that it reaches more surface area including the corners of the room being conditioned.

Mute Operation – Silence function keys of the Remote Control.

Follow Me Function: Remote Control has a sensor built in. In this mode, the unit will sense the temperature at the Remote Control instead of at the indoor unit for the set temperature.

High Efficiency

Up to **24.5** SEER

Low Ambient -13°F

TABLE OF CONTENTS

16 - 43	ALEGRIA PLATINUM series
16 - 17	Features
19	Nomenclature
20 - 21	ALEGRIA PLATINUM specifications
22 - 31	ALEGRIA PLATINUM Light Commercial specifications
32 - 33	ALEGRIA AHU specifications
34 - 43	ALEGRIA Platinum Flex-Mount Multi-Zone specifications
66 - 71	Specs at a Glance

ALEGRIA PLATINUM SERIES

Up to 25.5 SEER
-13°F Low Outdoor Ambient
Operating Temperatures in both
Heating and Cooling.



CXH Indoor and CPP Outdoor Units



WARRANTY
ALEGRIA PLATINUM
7 YEAR WARRANTY
COMPRESOR



WARRANTY
ALEGRIA PLATINUM
7 YEAR WARRANTY
PARTS

Warranty Registration required except
California and Quebec Canada

INVERTER



Equipment Nomenclature Characteristics:



Do Not Mismatch: CPP with any other models
CA (115V) with CD (208-230V)

OUTDOOR Model No. CPP	HI-WALL Model No. CXH	CASSETTE Model No. TPA	FLOOR/CEILING Model No. FPA	DUCTED Model No. CPA	Model No. AHU
CPP009CA(O)-B	CXH009CA(I)	—	—	—	—
CPP012 CA(O)-B	CXH012CA(I)	—	—	—	—
CPP009CD(O)	CXH009CD(I)	TPA-09	—	CPA-09B	—
CPP012CD(O)	CXH012CD(I)	TPA-12	—	CPA-12B	—
CPP018CD(O)	CXH018CD(I)	TPA-18	FPA-18	CPA-18B	—
CPP024CD(O)	CXH024CD(I)	TPA-24	FPA-24	CPA-24B	AHU24
CPP036CD(O)-DU	—	TPA-36DU	FPA-36DU	CPA-36DUB	—
CPP048CD(O)-DU	—	TPA-48DU	FPA-48DU	CPA-48DUB	—
CPP060CD(O)-DU	—	—	FPA-60DU	CPA-60DUB	—
CPP036CD(O)-DUB	—	TPA-36DU*	FPA-36DU*	CPA-36DUB*	AHU36
CPP048CD(O)-DUB	—	TPA-48DU*	FPA-48DU*	CPA-48DUB*	AHU48

Nomenclature Platinum Series:

CPP=Heat Pump | CA = 115V | CD = 208-230V (I) = Indoor | (O) =Outdoor

NetHome Plus App

Download the [NetHome Plus] app for the Android or iOS 7.0 or higher.

- Change modes, adjust temperature.
- Turn your unit on before getting home.
- Program cooling/heating schedule.
- Turn unit off remotely if you forget to power down after leaving.
- Adjust system settings.



NetHome Plus App

CXH Indoor Model No. with Wi-Fi

CXH009CA-Wi-Fi

CXH012CA-Wi-Fi

CXH009CD-Wi-Fi

CXH012CD-Wi-Fi

CXH018CD-Wi-Fi

CXH024CD-Wi-Fi

ALEGRIA PLATINUM SERIES



CXH & CPP Series

Up to 25.5 SEER | Wi-Fi compatible

- Ready to install for Wi-Fi application (see chart on page 19)
- Remote Control Part Number ARC-88 (Wi-Fi, wireless or wired control cannot be used simultaneously)



Indoor Model No.			CXH009CA-Wi-Fi	CXH012CA-Wi-Fi	CXH009CD-Wi-Fi	CXH012CD-Wi-Fi	CXH018CD-Wi-Fi	CXH024CD-Wi-Fi
Outdoor Model No.			CPP09CA(O)-B	CPP12CA(O)-B	CPP09CD(O)	CPP12CD(O)	CPP18CD(O)	CPP24CD(O)
Power Supply			115V-1-60Hz	115V-1-60Hz	208-230V-1-60Hz	208-230V-1-60Hz	208-230V-1-60Hz	208-230V-1-60Hz
Cooling	Capacity	Btu/h	9500	12000	9000	12000	18000	24000
	Input	W	610	923	604	875	1385	1750
	Rated current	A	5.3	8.2	2.8	4.0	6.2	7.8
	EER	Btu/w	15.5	13	14.9	13.7	13.0	13.7
	SEER	Btu/w	25.5	22	23.5	22.7	21	20.7
Heating	Capacity	Btu/h	11000	12000	9800	12000	18000	25000
	Input	W	805	1035	755	995	1550	1955
	Rated current	A	7	9.2	3.5	4.5	6.9	8.7
	COP	W/W	4	3.40	3.80	3.53	3.40	3.75
	HSPF4	Btu/w	11.5	10.2	10.8	11.0	10.4	11.5
	HSPF5	Btu/w	9	8.3	9.1	9.0	9.0	9.8
Minimum Circuit Ampacity		A	15	15	10	12	15	18
Max. fuse		A	20	20	15	15	20	25
Indoor Air Flow (Hi/Mi/Lo)		CFM	365/265/194	365/265/194	370/268/196	371/274/198	530/410/295	695/624/485
Indoor Noise Level (Hi/Mi/Lo)		dB(A)	42/33/24	42/33/24	41.7/33.4/26.5	45.1/35.8/28.6	46.2/36.3/30.9	51.7/44.5/ 35.1
Indoor Unit	Dimension (WxDxH)	inch	32.87x7.80x11.02	32.87x7.80x11.02	32.87x7.80x11.02	32.87x7.80x11.02	38.98x8.58x12.40	46.69x10.16x13.39
	Packing (WxDxH)	inch	35.83x10.63x13.98	35.83x10.63x13.98	35.83x10.63x13.98	35.83x10.63x13.98	41.93x11.81x15.75	49.80x16.53x13.39
	Net/Gross weight	lbs.	19.8/25.4	19.8/25.4	19.8/25.4	19.8/26.7	26.9/34.8	39.9/53.6
Outdoor Air Flow		CFM	1200	1200	1177	1177	1471	2237
Outdoor Noise Level		dB(A)	52.5	52.5	55	55	60.0	61.0
Outdoor Unit	Dimension (WxDxH)	inch	31.50x13.11x21.81	31.50x13.11x21.81	30.31x11.81x21.85	31.50x13.11x21.81	33.27x14.29x27.64	37.24/16.14/31.89
	Packing (WxDxH)	inch	36.22x15.35x24.21	36.22x15.35x24.21	35.43x13.58x23.03	36.22x15.35x24.21	37.99x15.55x29.72	42.91x19.69x34.45
	Net/Gross weight	lbs.	79.8/86	79.8/86	61.73/66.8	76.72/82.67	106.9/112.5	136.7/148.6
Refrigerant type		oz	R410A/44.09	R410A/44.09	R410A/38.8	R410A/40.6	R410A/68.8	R410A/82.9
Refrigerant precharge		ft	25	25	25	25	25	25
Additional charge for each ft		oz	0.161	0.161	0.161	0.161	0.161	0.32
Design pressure		PSIG	550/340 PSIG	550/340 PSIG	550/340 PSIG	550/340 PSIG	550/340 PSIG	550/340 PSIG
Refrig. piping	Liquid side/Gas side	inch	1/4"/1/2"	1/4"/1/2"	1/4"/3/8"	1/4"/1/2"	1/4"/1/2"	3/8"/5/8"
	Max. refrig. pipe length	ft	82	82	82	82	98	164
	Max. diff. in level	ft	33	33	33	33	66	82
Included Controller			Remote Control	Remote Control	Remote Control	Remote Control	Remote Control	Remote Control
Operating Temperature	Indoor	°F	62°-90/32°-86	62°-90/32°-86	62°-90/32°-86	62°-90/32°-86	62°-90/32°-86	62°-90/32°-86
	Outdoor	°F	-13°-122/-13°-86	-13°-122/-13°-86	-13°-122/-13°-86	-13°-122/-13°-86	-13°-122/-13°-86	-13°-122/-13°-86

For proper wiring sizes always refer to local codes

PRODUCT SPECIFICATIONS

Indoor Model No.			CXH009CA(I)	CXH012CA(I)	CXH009CD(I)	CXH012CD(I)	CXH018CD(I)	CXH024CD(I)
Outdoor Model No.			CPP09CA(O)-B	CPP12CA(O)-B	CPP009CD(O)	CPP012CD(O)	CPP018CD(O)	CPP024CD(O)
Power Supply			115V-1-60Hz	115V-1-60Hz	208-230V-1-60Hz	208-230V-1-60Hz	208-230V-1-60Hz	208-230V-1-60Hz
Cooling	Capacity	Btu/h	9500	12000	9000	12000	18000	24000
	Input	W	610	923	604	875	1385	1750
	Rated current	A	5.3	8.2	2.8	4.0	6.2	7.8
	EER	Btu/w	15.5	13	14.9	13.7	13.0	13.7
	SEER	Btu/w	25.5	22	23.5	22.7	21	20.7
Heating	Capacity	Btu/h	11000	12000	9800	12000	18000	25000
	Input	W	805	1035	755	995	1550	1955
	Rated current	A	7	9.2	3.5	4.5	6.9	8.7
	COP	W/W	4	3.40	3.80	3.53	3.40	3.75
	HSPF4	Btu/w	11.5	10.2	10.8	11.0	10.4	11.5
	HSPF5	Btu/w	9	8.3	9.1	9.0	9.0	9.8
Minimum Circuit Ampacity		A	15	15	10	12	15	18
Max. fuse		A	20	20	15	15	20	25
Indoor Air Flow (Hi/Mi/Lo)		CFM	365/265/194	365/265/194	370/268/196	371/274/198	530/410/295	695/624/485
Indoor Noise Level (Hi/Mi/Lo)		dB(A)	42/33/24	42/33/24	41.7/33.4/26.5	45.1/35.8/28.6	46.2/36.3/30.9	51.7/44.5/ 35.1
Indoor Unit	Dimension (WxDxH)	inch	32.87x7.80x11.02	32.87x7.80x11.02	32.87x7.80x11.02	32.87x7.80x11.02	38.98x8.58x12.40	46.69x10.16x13.39
	Packing (WxDxH)	inch	35.83x10.63x13.98	35.83x10.63x13.98	35.83x10.63x13.98	35.83x10.63x13.98	41.93x11.81x15.75	49.80x16.53x13.39
	Net/Gross weight	lbs.	19.8/25.4	19.8/25.4	19.8/25.4	19.8/26.7	26.9/34.8	39.9/53.6
Outdoor Air Flow		CFM	1200	1200	1177	1177	1471	2237
Outdoor Noise Level		dB(A)	52.5	52.5	55	55	60.0	61.0
Outdoor Unit	Dimension (WxDxH)	inch	31.50x13.11x21.81	31.50x13.11x21.81	30.31x11.81x21.85	31.50x13.11x21.81	33.27x14.29x27.64	37.24/16.14/31.89
	Packing (WxDxH)	inch	36.22x15.35x24.21	36.22x15.35x24.21	35.43x13.58x23.03	36.22x15.35x24.21	37.99x15.55x29.72	42.91x19.69x34.45
	Net/Gross weight	lbs.	79.8/86	79.8/86	61.73/66.8	76.72/82.67	106.9/112.5	136.7/148.6
Refrigerant type		oz	R410A/44.09	R410A/44.09	R410A/38.8	R410A/40.6	R410A/68.8	R410A/82.9
Refrigerant precharge		ft	25	25	25	25	25	25
Additional charge for each ft		oz	0.161	0.161	0.161	0.161	0.161	0.32
Design pressure		PSIG	550/340 PSIG	550/340 PSIG	550/340 PSIG	550/340 PSIG	550/340 PSIG	550/340 PSIG
Refrig. piping	Liquid side/Gas side	inch	1/4"/1/2"	1/4"/1/2"	1/4"/3/8"	1/4"/1/2"	1/4"/1/2"	3/8"/5/8"
	Max. refriger. pipe length	ft	82	82	82	82	98	164
	Max. diff. in level	ft	33	33	33	33	66	82
Included Controller			Remote Control	Remote Control	Remote Control	Remote Control	Remote Control	Remote Control
Operating Temperature	Indoor	°F	62°-90/32°-86	62°-90/32°-86	62°-90/32°-86	62°-90/32°-86	62°-90/32°-86	62°-90/32°-86
	Outdoor	°F	-13°-122/-13°-86	-13°-122/-13°-86	-13°-122/-13°-86	-13°-122/-13°-86	-13°-122/-13°-86	-13°-122/-13°-86

For proper wiring sizes always refer to local codes.

ALEGRIA HI-HEAT SERIES

Up to 25 SEER with Inverter
Single Zone Heat Pump
-22°F Low Ambient Operating
Temperatures in both
Heating and Cooling.

Capacity output is significantly
higher than traditional units.



CXH Series



Includes **15ft** line set



WARRANTY
ALEGRIA HI-HEAT
10 YEAR WARRANTY
COMPRESSOR

Warranty Registration required except
California and Quebec Canada



WARRANTY
ALEGRIA HI-HEAT
10 YEAR WARRANTY
PARTS

INVERTER



ALEGRIA HI-HEAT SERIES



CXH & CXH Series

Up to 25 SEER | Wi-Fi compatible

- Ready to install for Wi-Fi application (see chart on page 19)
- Remote Control Part Number ARC-88 (Wi-Fi, wireless or wired control cannot be used simultaneously)
- Up to 25 SEER with Inverter Single Zone Heat Pump -22°F Low Ambient Operating Temperatures in both Heating and Cooling.



Indoor Model No.			CXH009CD-Wi-Fi	CXH012CD-Wi-Fi	CXH018CD-Wi-Fi	CXH024CD-Wi-Fi
Outdoor Model No.			CXH009CD(O)	CXH012CD(O)	CXH018CD(O)	CXH024CD(O)
Power supply			208-230V-1-60Hz	208-230V-1-60Hz	208-230V-1-60Hz	208-230V-1-60Hz
Cooling	Capacity	Btu/h	9000	12000	17000	24000
	Input	W	620	960	1360	1920
	Rated current	A	2.7	4.2	5.95	8.4
	EER	Btu/w	14.5	13	12.5	13
	SEER	Btu/w	25	22.5	20	20.5
Heating	Capacity	Btu/h	10900	12000	18000	24000
	Input	W	835	975	1685	2500
	Rated current	A	3.6	4.2	7.4	10.9
	COP	W/W	3.83	3.55	3.13	2.81
	HSPF4	Btu/w	11.2	12	10.3	11.5
	HSPF5	Btu/w	9	9.9	8.8	9.6
MINIMUM CIRCUIT AMPACITY		A	9	9	18	20
MAX.FUSE		A	15	15	25	30
Indoor air flow (Hi/Mi/Lo)		CFM	418/324/247	418/324/247	599/411/353	794/647/500
Indoor noise level (Hi/Mi/Lo)		dB(A)	42/33/24.5	43/36/24	45.5/36/26.5	47.5/44/36.5
Indoor unit	Dimension(W*D*H)	inch	32.87x7.80x11.02	32.87x7.80x11.02	38.98x8.58x12.40	46.69x10.16x13.39
	Packing (W*D*H)	inch	35.83x10.63x13.98	35.83x10.63x13.98	41.93x11.81x15.75	49.80x13.39x16.53
	Net/Gross weight	lbs.	19.84/25.35	19.84/26.68	26.89/34.83	40.12/50.26
Outdoor air flow		CFM	1120	1180	1355	2355
Outdoor noise level		dB(A)	55.5	56	57.5	60
Outdoor unit	Dimension(W*D*H)	inch	31.50x13.11x21.81	31.50x13.11x21.81	33.27x14.29x27.64	37.24/16.14/31.89
	Packing (W*D*H)	inch	36.22x15.35x24.21	36.22x15.35x24.21	37.99x15.55x29.72	42.91x19.69x34.45
	Net/Gross weight	lbs.	88.2/93.7	88.2/93.7	107.4/115.1	135.58/148.81
Refrigerant type		oz	R410A/52.9	R410A/52.9	R410A/68.8	R410A/91.7
Refrigerant precharge		ft	25	25	25	25
Additional charge for each ft		oz	0.161	0.161	0.161	0.322
Design pressure		PSIG	550/340PSIG	550/340PSIG	550/340PSIG	550/340PSIG
Refrigerant piping	Liquid side/ Gas side	inch	1/4"/3/8"	1/4"/1/2"	1/4"/1/2"	3/8"/5/8"
	Max. refrigerant pipe length	ft	82	82	98	164
	Max. difference in level	ft	33	33	66	82
Connection wiring			16AWG*4 Stranded, unshielded			
Included Controller			Remote Control	Remote Control	Remote Control	Remote Control
Operation temperature	Indoor (cooling/Heating)		62-90/32-86	62-90/32-86	62-90/32-86	62-90/32-86
	Outdoor (Cooling/Heating)-optional		-22~-122/-22-86	-22~-122/-22-86	-22~-122/-22-86	-22~-122/-22-86

For proper wiring sizes always refer to local codes Warranty registration required except in California and Quebec, Canada.



WARRANTY



ALEGRIA HI-HEAT
10 YEAR WARRANTY
COMPRESSOR

WARRANTY



ALEGRIA HI-HEAT
10 YEAR WARRANTY
PARTS

High Wall Mount

PRODUCT SPECIFICATIONS

Indoor Model No.			CXH009CD(I)	CXH012CD(I)	CXH018CD(I)	CXH024CD(I)
Outdoor Model No.			CXH009CD(O)	CXH012CD(O)	CXH018CD(O)	CXH024CD(O)
Power supply			208-230V-1-60Hz	208-230V-1-60Hz	208-230V-1-60Hz	208-230V-1-60Hz
Cooling	Capacity	Btu/h	9000	12000	17000	24000
	Input	W	620	960	1360	1920
	Rated current	A	2.7	4.2	5.95	8.4
	EER	Btu/w	14.5	13	12.5	13
	SEER	Btu/w	25	22.5	20	20.5
Heating	Capacity	Btu/h	10900	12000	18000	24000
	Input	W	835	975	1685	2500
	Rated current	A	3.6	4.2	7.4	10.9
	COP	W/W	3.83	3.55	3.13	2.81
	HSPF4	Btu/w	11.2	12	10.3	11.5
	HSPF5	Btu/w	9	9.9	8.8	9.6
MINIMUM CIRCUIT AMPACITY		A	9	9	18	20
MAX.FUSE		A	15	15	25	30
Indoor air flow (Hi/Mi/Lo)		CFM	418/324/247	418/324/247	599/411/353	794/647/500
Indoor noise level (Hi/Mi/Lo)		dB(A)	42/33/24.5	43/36/24	45.5/36/26.5	47.5/44/36.5
Indoor unit	Dimension(W*D*H)	inch	32.87x7.80x11.02	32.87x7.80x11.02	38.98x8.58x12.40	46.69x10.16x13.39
	Packing (W*D*H)	inch	35.83x10.63x13.98	35.83x10.63x13.98	41.93x11.81x15.75	49.80x13.39x16.53
	Net/Gross weight	lbs.	19.84/25.35	19.84/26.68	26.89/34.83	40.12/50.26
Outdoor air flow		CFM	1120	1180	1355	2355
Outdoor noise level		dB(A)	55.5	56	57.5	60
Outdoor unit	Dimension(W*D*H)	inch	31.50x13.11x21.81	31.50x13.11x21.81	33.27x14.29x27.64	37.24/16.14/31.89
	Packing (W*D*H)	inch	36.22x15.35x24.21	36.22x15.35x24.21	37.99x15.55x29.72	42.91x19.69x34.45
	Net/Gross weight	lbs.	88.2/93.7	88.2/93.7	107.4/115.1	135.58/148.81
Refrigerant type		oz	R410A/52.9	R410A/52.9	R410A/68.8	R410A/91.7
Refrigerant precharge		ft	25	25	25	25
Additional charge for each ft		oz	0.161	0.161	0.161	0.322
Design pressure		PSIG	550/340PSIG	550/340PSIG	550/340PSIG	550/340PSIG
Refrigerant piping	Liquid side/ Gas side	inch	1/4"/3/8"	1/4"/1/2"	1/4"/1/2"	3/8"/5/8"
	Max. refrigerant pipe length	ft	82	82	98	164
	Max. difference in level	ft	33	33	66	82
Connection wiring			16AWG*4 Stranded, unshielded			
Included Controller			Remote Control	Remote Control	Remote Control	Remote Control
Operation temperature	Indoor (cooling/Heating)		62-90/32-86	62-90/32-86	62-90/32-86	62-90/32-86
	Outdoor (Cooling/Heating)-optional		-22~-122/-22-86	-22~-122/-22-86	-22~-122/-22-86	-22~-122/-22-86

For proper wiring sizes always refer to local codes Warranty registration required except in California and Quebec, Canada.

LIGHT COMMERCIAL

Up to 21.5 SEER | Single Zone Heat Pump
Low Ambient Temperature -13°F



CPP Series Light Commercial Condenser

**FPA
SERIES**
Up to
20 SEER



**AHU
SERIES**
Up to
20.8 SEER



**TPA
SERIES**
Up to
21.5 SEER



**CXH
SERIES**
Up to
23.5 SEER



**CPA
SERIES**
Up to
21.5 SEER



WARRANTY
ALEGRIA PLATINUM
7 YEAR WARRANTY
COMPRESSOR



WARRANTY
ALEGRIA PLATINUM
7 YEAR WARRANTY
PARTS

Warranty Registration required except
California and Quebec Canada

INVERTER



ALEGRIA PLATINUM SERIES



LIGHT COMMERCIAL

Up to 25.5 SEER | Single Zone Heat Pump
Low Ambient Temperature -13°F

CPP Series

Light Commercial Condenser

- R410a System
- Match with wall-mount, floor-ceiling module, fan coils, air handler, or cassette type indoor units
- Gold Fin protection
- Horizontal discharge condensing units to save installation space
- Self diagnostic error codes
- ETL certified for safety
- AHRI listed for efficiency



Warranty Registration required except California and Quebec Canada



INVERTER



Indoor Units

CXH Series

High Wall Mount

- Compact Design
- 24-Hour Timer
- Auto Restart
- Sleep Mode
- LED display
- Self-Diagnostics
- Auto Swing
- Wi-Fi Compatible (optional)



TPA Series

Cassette Type

- Compact Design
- Concealed Ceiling Unit
- Quiet Operation
- 360° Air Discharge
- Wireless Remote Control (standard)
- Wired Wall Remote (optional)
- Available Fresh Air Intake
- Integrated lift Pump (29" head)



INVERTER



Indoor Units

FPA Series

Floor/Ceiling


- Flexible Design – Horizontal or Vertical Installation
- Compact Design
- Quiet Operation
- Louver Swing Function To Disperse Air Flow
- Wireless Remote Control (standard)
- Wired Controller (optional)



CPA Series

Fan Coil

- Compact Design
- Quiet Operation
- Wired Controller (standard)
- Available Fresh Air Intake



AHU Series

DC Multi-Position INVERTER Air Handler

- Space Saving
- Fire-proof Electric Box
- Uses standard 24v thermostat
- Installs both vertical and horizontal



INVERTER



ALEGRIA

PLATINUM SERIES

CPP Series

Light Commercial Side Discharge Condensers



PRODUCT SPECIFICATIONS

Outdoor Model No.			CPP009CD(O)	CPP012CD(O)	CPP018CD(O)	CPP024CD(O)
Power supply			208-230V-1-60Hz	208-230V-1-60Hz	208-230V-1-60Hz	208-230V-1-60Hz
Max. fuse	A		15.0	15.0	20.0	25.0
Minimum circuit Ampacity	A		10.0	12.0	15.0	18.0
Outdoor air flow (Max.)	CFM		1060	1120	1470	2354
Outdoor noise level	dB(A)		56.0	57.0	59.0	61.0
Outdoor unit	inch		30.31x11.81x21.85	31.5x13.11x21.81	33.27x14.29x27.64	37.24x16.14x31.89
Outdoor unit	Packing (WxDxH)	inch	35.43x13.58x23.03	36.22x15.35x24.21	37.99x15.55x29.72	42.91x19.69x34.45
	Packing (WxDxH)	kg	28/30.3	34.8/37.5	43.2/46.5	62/67.4
	Net/ Gross weight	lbs.	61.73/66.8	76.72/82.67	95.24/102.51	136.69/148.59
Refrigerant type/Quantity	Oz		R410A/38.8	R410A/40.6	R410A/68.8	R410A/82.9
Refrigerant precharge	ft		25	25	25	25
Additional charge for each ft	oz		0.16	0.16	0.16	0.32
Design pressure	PSIG		550/340	550/340	550/340	550/340
Refrigerant piping	Liquid side/ Gas side	inch	1/4"/3/8"	1/4"/1/2"	1/4"/1/2"	3/8"/5/8"
	Max. pipe length	ft	82	82	98	164
	Max. difference in level	ft	33	33	66	82
Ambient temperature	Cooling	°C	-25~50	-25~50	-25~50	-25~50
	Cooling	°F	-13~122	-13~122	-13~122	-13~122
	Heating	°C	-25~30	-25~30	-25~30	-25~30
	Heating	°F	-13~86	-13~86	-13~86	-13~86

For proper wiring sizes always refer to local codes

ALEGRIA

PLATINUM SERIES



Outdoor Model No.			CPP036CD(O)-DU	CPP048CD(O)-DU	CPP060CD(O)-DU
Power supply			208-230V-1-60Hz	208-230V-1-60Hz	208-230V-1-60Hz
Max. fuse	A		50	50	50
Minimum circuit Ampacity	A		30	35	36
Outdoor air flow (Max.)	CFM		2530	4470	4414
Outdoor noise level	dB(A)		65.0	63.0	64.0
Outdoor unit	inch		37.24x16.14x31.89	37.48x16.34x52.48	37.48/16.34/13.11
Outdoor unit	Packing (WxDxH)	inch	42.91x19.69x34.45	43.11x19.49x58.27	43.11/19.49/58.27
	Packing (WxDxH)	kg	67.4/73	98.6/111.6	102.1/115.4
	Net/ Gross weight	lbs.	148.59/160.94	217.4/246.0	224.9/0.9
Refrigerant type/Quantity	Oz		R410A/108	R410A/148.2	R410A/163
Refrigerant precharge	ft		25	25	25
Additional charge for each ft	oz		0.32	0.32	0.32
Design pressure	PSIG		550/340	550/340	550/340
Refrigerant piping	Liquid side/ Gas side	inch	3/8"/5/8"	3/8"/5/8"	3/8"/3/4"
	Max. pipe length	ft	213	213	213
	Max. difference in level	ft	98	98	98
Ambient temperature	Cooling	°C	-25~50	-25~50	-25~50
	Cooling	°F	-13~122	-13~122	-13~122
	Heating	°C	-25~30	-25~30	-25~30
	Heating	°F	-13~86	-13~86	-13~86

For proper wiring sizes always refer to local codes

TPA Series

Light Commercial Cassette

Light Commercial Single Zone Combinations



PRODUCT SPECIFICATIONS

Indoor Model No.			TPA-09	TPA-12	TPA-18	TPA-24	TPA-36DU	TPA-48DU
Outdoor Model No.			CPP009CD(O)	CPP012CD(O)	CPP018CD(O)	CPP024CD(O)	CPP036CD(O)-DU	CPP048CD(O)-DU
Power supply			208-230V-1-60Hz	208-230V-1-60Hz	208-230V-1-60Hz	208-230V-1-60Hz	208-230V-1-60Hz	208-230V-1-60Hz
Cooling	Capacity	Btu/h	9000	12000	18000	24000	36000	48000
	Input	W	692	857	1440	1920	4000	5053
	Rated current	A	3.0	3.7	6.3	8.3	17.4	22.0
	EER	Btu/W	13.0	14.0	12.5	12.5	9.0	9.5
	SEER	Btu/W	20	21.5	20	20	17.5	16.8
Heating	Capacity	Btu/h	10000	12000	18000	24400	38000	50000
	Input	W	850	902	1494	2043	3712	4727
	Rated current	A	3.7	3.9	6.5	8.9	16.1	20.6
	HSPF4	Btu/W	10.5	10.5	10.3	10.5	10.5	11.0
	HSPF5	Btu/W	8.4	8.4	9.8	8.4	9.1	9.4
Indoor air flow (Hi/Med/Low) (No duct)		CFM	374/301/257	379/309/261	560/483/415	700/636/573	1095/958/809	1177/1030/853
Indoor noise level (Hi/Med/Low)		dB(A)	41/37/33	43/39/36	44/39/36	51/47/43	55/52/49	55/52/49
Indoor unit	Dimension (WxDxH) (body)	inch	22.44x22.44x10.24	22.44x22.44x10.24	22.44x22.44x10.24	33.07x33.07x8.07	33.07x33.07x9.65	33.07x33.07x11.3
	Packing (WxDxH) (body)	inch	25.79x25.79x11.42	25.79x25.79x11.42	25.79x25.79x11.42	35.43x35.43x8.54	35.43x35.43x10.12	35.43x35.43x11.5
	Dimension (WxDxH) (panel)	inch	25.47x25.47x1.97	25.47x25.47x1.97	25.47x25.47x1.97	37.4x37.4x2.17	37.4x37.4x2.17	37.4x37.4x2.17
	Packing (WxDxH) (panel)	inch	28.15x28.15x4.84	28.15x28.15x4.84	28.15x28.15x4.84	40.75x40.75x3.54	40.75x40.75x3.54	40.75x40.75x3.54
	Net/Gross weight(body)	lbs.	31.97/38.14	35.27/41	35.49/41.23	46.3/54.23	58.2/66.14	63.27/72.53
	Net/Gross weight (panel)	lbs.	5.51/9.92	5.51/9.92	5.51/9.92	11.02/17.64	11.02/17.64	11.02/17.64
Design pressure		PSIG	540/300 PSIG	540/300 PSIG	550/340 PSIG	550/340 PSIG	550/340 PSIG	550/340 PSIG
Refrig. piping	Liquid side/ Gas side	inch	1/4"/3/8"	1/4"/1/2"	1/4"/1/2"	3/8"/5/8"	3/8"/5/8"	3/8"/5/8"
Included Controller			Remote Control	Remote Control	Remote Control	Remote Control	Remote Control	Remote Control
Room temp.	Cooling	°F	62-90	62-90	62-90	62-90	62-90	62-90
	Heating	°F	32-86	32-86	32-86	32-86	32-86	32-86

For proper wiring sizes always refer to local codes



FPA Series

Light Commercial Floor/Ceiling

Light Commercial - Single Zone Combinations



PRODUCT SPECIFICATIONS

Indoor Model No.			FPA-18	FPA-24	FPA-36DU	FPA-48DU	FPA-60DU
Outdoor Model No.			CPP018CD(O)	CPP024CD(O)	CPP036CD(O)-DU	CPP048CD(O)-DU	CPP060CD(O)-DU
Power supply			208-230V-1-60Hz	208-230V-1-60Hz	208-230V-1-60Hz	208-230V-1-60Hz	208-230V-1-60Hz
Cooling	Capacity	Btu/h	18000	24000	36000	48000	54000
	Input	W	1440	1920	4500	5990	5510
	Rated current	A	6.3	8.3	19.6	22.4	26.5
	EER	Btu/W	12.5	12.5	8.0	9.3	9.8
	SEER		20	20	16	17.8	18.0
Heating	Capacity	Btu/h	18000	24000	38000	50000	60000
	Input	W	1638	1851	29	4579	29
	Rated current	A	7.1	8.0	29	19.9	29
	HSPF4		10.5	11	10.5	11.0	10.5
	HSPF5		8.8	9	9.1	9.4	9.1
Indoor air flow(Hi/Med/Lo)		CFM	578/521/465	759/708/598	1385/102/207	1350/1120/1000	1385/102/207
Indoor noise level (sound pressure) (Hi/Mid/Lo)		dB(A)	47/44/39	53/48/42	54/49/43	57/54/52	55/49/46
Indoor unit	Dimension(WxDxH)	inch	42.05x26.57x9.25	42.05x26.57x9.25	50.59x26.57x9.25	64.96x26.57x9.25	64.96/26.57/9.25
	Packing (WxDxH)	inch	45.08x29.72x12.32	45.08x29.72x12.32	53.54x29.72x12.32	67.91x29.72x12.32	67.91/29.72/12.32
	Net/Gross weight	lbs.	55.12/65.48	58.42/69.23	69/81.57	83.78/97	101.2/110
Design pressure		PSIG	550/340 PSIG	550/340 PSIG	550/340 PSIG	550/340 PSIG	550/340
Refrig. piping	Liquidside/Gasside	(inch)	1/4"/1/2"	3/8"/5/8"	3/8"/5/8"	3/8"/5/8"	3/8"/3/4"
Included Controller			Remote Control	Remote Control	Remote Control	Remote Control	Remote Control
Room temp.	Cooling	°F	62°90	62°90	62°90	62°90	62°90
	Heating	°F	32°86	32°86	32°86	32°86	32°86

For proper wiring sizes always refer to local codes

CPA Series

Light Commercial Fan Coil



Light Commercial - Single Zone Combinations

PRODUCT SPECIFICATIONS

Indoor Model No.			CPA-09B	CPA-12B	CPA-18B	CPA-24B	CPA-36DUB	CPA-48DUB	CPA-60DU
Outdoor Model No.			CPP009CD(O)	CPP012CD(O)	CPP018CD(O)	CPP024CD(O)	CPP036CD(O)-DU	CPP048CD(O)-DU	CPP060CD(O)-DU
Power supply			208-230V-1-60Hz						
Cooling	Capacity	Btu/h	9000	12000	18000	24000	36000	48000	57000
	Input	W	667	960	1440	1920	4000	5217	5700
	Rated current	A	3.2	4.6	6.9	9.2	19.2	25.1	27.4
	EER	Btu/W	13.5	12.5	12.5	12.5	9	9.2	10
	SEER		20.5	21.5	19	21.5	16.5	17.4	18
Heating	Capacity	Btu/h	10000	12000	18000	24400	40000	49500	60000
	Input	W	---	---	---	---	---	---	---
	HSPF4		11.5	11.5	10.5	11	11.5	10.3	9.0
	HSPF5		10	9	9	9.5	10	8.8	7.6
Max. fuse	A	15.0	15.0	20.0	25.0	50.0	50	50	
Minimum circuit Ampacity	A	10.0	12.0	15.0	18.0	30.0	35	36	
Indoor air flow (Hi/Med/Lo)	CFM	353/283/177	353/283/177	530/450/371	776/694/435	1082/912/703	1229/1032/715	2157/1710/1262	
ESP	Range	Pa	0-40	0-40	0-100	0-160	0-160	0-160	0-200
	Range	In. WG	0-0.16	0-0.16	0-0.40	0-0.64	0-0.64	0-0.64	0-0.8
Indoor noise level (sound pressure) Hi/Mid/Lo)	dB(A)	37/32/30	38/33/30	39/37/35	44/40/35	46/42/39	52/49/46	57/54/51	
Indoor unit	Dimension (WxDxH)	inch	27.56x17.72x7.87	27.56x17.72x7.87	34.65x28.53x8.27	43x30x10	54x30x10	47.24x34.41x11.81	55.12/33.78/17.32
	Packing (WxDxH)	inch	33.86x21.26x10.83	33.86x21.26x10.83	42.13x28.53x10.63	51x32x12	62x32x12	55.31x36.02x13.98	63.19/35.83/19.88
	Net/Gross weight	lbs.	37.5/48.3	37.5/48.3	54/66	87/103	106/122	120/142	163.1/189.6
Design pressure	PSIG	550/340 PSIG	550/340 PSIG	550/340 PSIG	550/340 PSIG	550/340 PSIG	550/340 PSIG	550/340	
Drainage water pipe diameter	inch	OD 1"	OD 1"	OD 1"	OD 1"	OD 1"	OD 1"	OD 1"	
Refrig. piping	Liquid side Gas side	inch	1/4"/1/2"	1/4"/1/2"	1/4"/1/2"	3/8"/3/4"	3/8"/3/4"	3/8"/3/4"	3/8"/3/4"
Included Controller			Wired Control	Wired Control	Wired Control	Wired Control	Wired Control	Wired Control	Wired Control
Room temp.	Cooling	°F	62°90	62°90	62°90	62°90	62°90	62°90	62°90
	Heating	°F	32°86	32°86	32°86	32°86	32°86	32°86	32°86

For proper wiring sizes always refer to local codes

Controls

Optional
Wired Control

Standard
Remote Controls



ARC-88



AWC-LC



AWC-2



AWC-CC

Controls

Optional Wired Control*





- Wired control is optional
- (Standard on ducted units) and works similar to a thermostat.
- Central Controller
- One central controller can control up to 64 units.
- Front Desk
- Overrides individual controls and all settings are operated using central control.

Standard Remote Controls



- Wireless Remote Controller
- Comes standard with all units*
- Manual Switch
- Manually control
- COOL/ON at the indoor unit.
- * Except CPA and AHU



AHU+CPP Series

Systems up to 20 SEER



Warranty Registration required except
California and Quebec Canada





AHU Heat Pump

DC Multi-Position
INVERTER Air Handler

FEATURES:

- **Temperature Control:**
The AHU series keeps the indoor temperature fluctuation within $\pm 1^\circ\text{F}$ providing year-round comfort.
- **Emergency Use Function:**
When temperature sensor detects an error the unit shuts off immediately.
- **Fire-proof Electric Box:**
Meets fire safety requirements to prevent an internal fire due to electric spark.
- **Auxiliary Heater:**
5kw, 10kw, 15kw and 20kw
- **2-way Draining:**
Left and right sides of indoor unit have drain hose connections for easy installation.
- **24V Wired Controller:**
Uses any brand 24v heat pump thermostat including Wi-Fi models.
- **True Multi Position Air Handler:**
Horizontal/vertical, left or right installations.
- **Works with:**
Both single and multi-zone systems. Intelligent Air Flow: Allows the technician to automatically and accurately calculate the required static pressure.



CPP Outdoor Condenser

Up to 20.8 SEER
Singer Zone Heat Pump
Low Ambient Temperature -13°F

- R410a Inverter System
- Can also be matched with wall-mount, floor-ceiling module, fan coils, or cassette type indoor units
- Gold Fin protection
- Horizontal discharge condensing units
- Save installation space
- Self diagnosis error codes
- ETL certified for safety
- AHRI listed for efficiency

AHU+CPP Series

Heat Pump Inverter Series | Split systems



PRODUCT SPECIFICATIONS Ducted Indoor/Outdoor Heat Pump Models

Indoor Model No.			AHU24	AHU36	AHU48
Outdoor Model No.			CPP024CD(O)	CPP036CD(O)-DUB	CPP048CD(O)-DUB
Power supply		V- Ph-Hz	208/230V,1Ph 60Hz	208-230V,1Ph 60Hz	208-230V,1Ph 60Hz
Cooling	Capacity	Btu/h	22000	36000	48000
	Input	W	1757	4350	5986
	Rated current	A	8.10	19	26
	EER	Btu/w	12.5	8.5	8
	SEER	Btu/w	20.8	16.5	16
Heating	Capacity	Btu/h	26000	39000	55000
	Input	W	2177	3570	6132
	Rated current	A	10.13	15.5	27.14
	COP	W/W	3.50	3.2	2.63
	HSPF4	Btu/w	10.4	10	9.5
	HSPF5	Btu/w	8.4	8	7.5
MINIMUM CIRCUIT AMPACITY (Indoor)		A	6	6	6
MAX.FUSE (Indoor)		A	15	15	15
Indoor fan motor	Input	W	487	487	487
	Output	W	600	600	600
	RLA	A	3.54	3.54	3.54
	Speed(Hi/Mi/Lo)	r/min	720/640/550	900/800/700	1050/980/910
Indoor air flow (Hi/Mi/Lo)		CFM	882.35/764.71/588.24	1176.47/1000.00/823.53	1411.76/1294.12/1176.47
ESP	Range	Pa	0-200	0-200	0-200
	Range	In. wg.	0-0.8	0-0.8	0-0.8
Indoor noise level (Hi/Mi/Lo)		dB(A)	43/40.5/35	46.5/43/38	54/52/50
Indoor unit	Dimension(WxDxH)	inch	20.98x19.61x48.82	20.98x19.61x48.82	20.98x19.61x48.82
	Packing (WxDxH)	inch	51.18x22.44x24.61	51.18x22.44x24.61	51.18x22.44x24.61
	Net/Gross weight	lbs.	141.09/156.09	144.84/160.27	144.84/159.83
MINIMUM CIRCUIT AMPACITY (Outdoor)		A	18	35	36.5
MAX.FUSE (Outdoor)		A	25	60	50
Outdoor air flow		m3/h	3800	3600	7650
Outdoor air flow		CFM	2235.29	2117.65	4500.00
Outdoor noise level		dB(A)	59	64	64
Metering Type		/	EXV+Capillary	EXV+Capillary	EXV+Capillary
Outdoor unit	Dimension(WxDxH)	inch	37.24x16.14x31.89	37.24x16.14x31.89	37.48x16.34x52.48
	Packing (WxDxH)	inch	42.91x19.69x34.45	42.91x19.69x34.84	43.11x19.49x58.27
	Net/Gross weight	lbs.	141.09/152.12	155.42/166.23	219.14/249.12
Refrigerant type		oz	R410A/82.9	R410A/112.9	R410A/158.7
Refrigerant pre-charge		ft	20	30	30
Additional charge for each ft		oz	0.21	0.32	0.32
Design pressure		PSIG	550/340	550/340	550/340
Refrigerant piping	Liquid side/ Gas side	inch	3/8"/5/8"	3/8"/5/8"	3/8"/5/8"
	Max. refrigerant pipe	ft	164.04	213.25	213.25
	Max allowable elevation diff	ft	82.02	98.42	98.42
Thermostat type			24V Thermostat	24V Thermostat	24V Thermostat
Room temperature	Indoor(cooling/ heating)	°F	62- 90/32- 86	62- 90/32- 86	62- 90/32- 86
	Outdoor(cooling/heating)	°F	-13- 122/ -13- 86	5- 122/ -13- 75	5- 122/ -13- 75

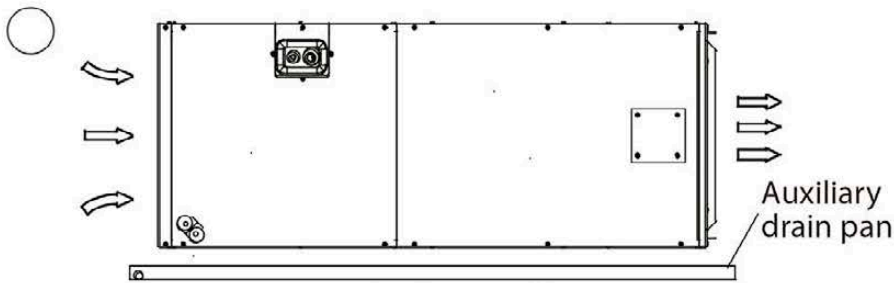
For proper wiring sizes always refer to local codes



MULTI POSITION Air handler

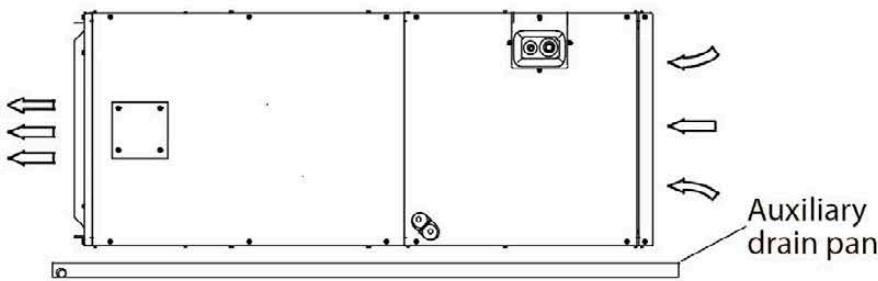
The air handler can be installed in a vertical or horizontal configuration.

NOTE: Vertical up and horizontal right installations, no need to change the direction of the evaporator.



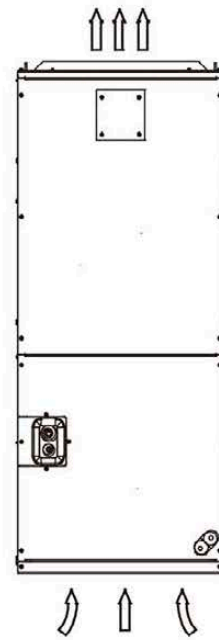
Horizontal right installations

NOTE: For horizontal installations a auxiliary drain pan (not supplied) must be installed

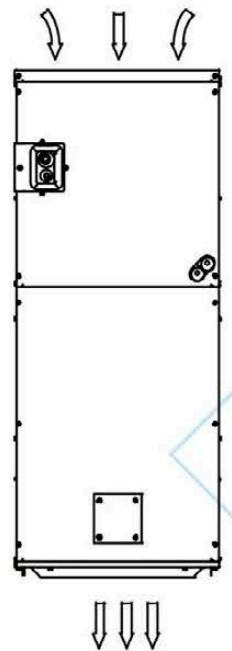


Horizontal left installations

NOTE: For horizontal installations a auxiliary drain pan (not supplied) must be installed



Vertical up installations

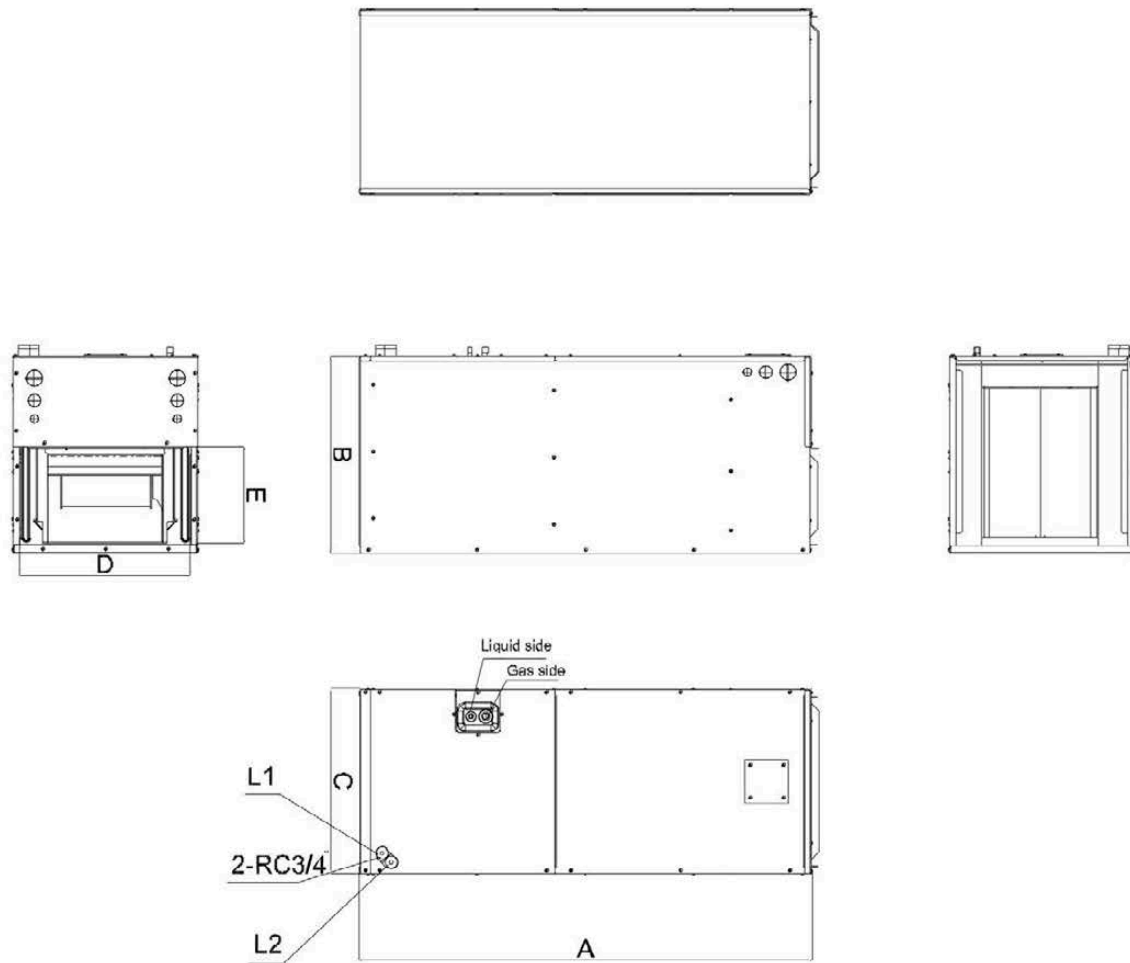


Vertical down installations

MULTI POSITION Air handler



Compact design



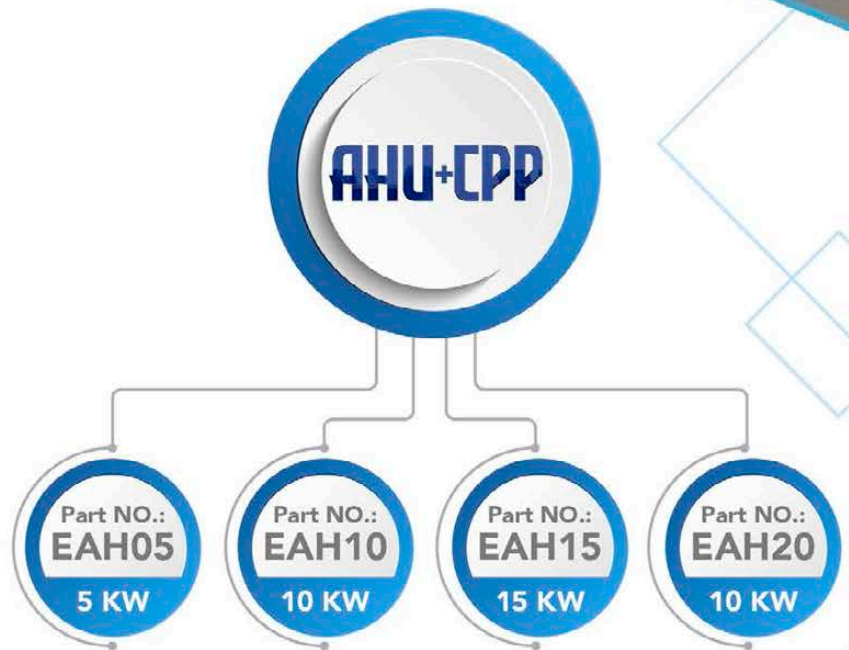
Model	Unit	Dimensions(mm)					Drain hole	
		A	B	C	D	E	L1	L2
24K-48K	mm	1224	533	498	462	261	Primary drain (for upflow)	Primary drain (for horizon)
	inch	48.2	21	19.6	18.2	10.3		

TWO TYPES OF HEATING MODES AVAILABLE FOR DIFFERENT APPLICATIONS

Heat pump or Heat pump + optional auxiliary electric heat kit



Available in the following sizes



Comfort inside and out

- Quiet: DC fan motor
- Side-discharge outdoor units
- Quiet Operation


Optional Field Installed auxiliary Heat Kit Available

24V Thermostat compatible

Professional design which is compatible with any standard 24V heat pump thermostat for better air conditioning control.

Ashrae standard

Designed with less than 2% air leakage when tested in accordance with ASHRAE standard 193.



INVERTER

24V INVERTER Kit

Part no. UIK-24



Features:

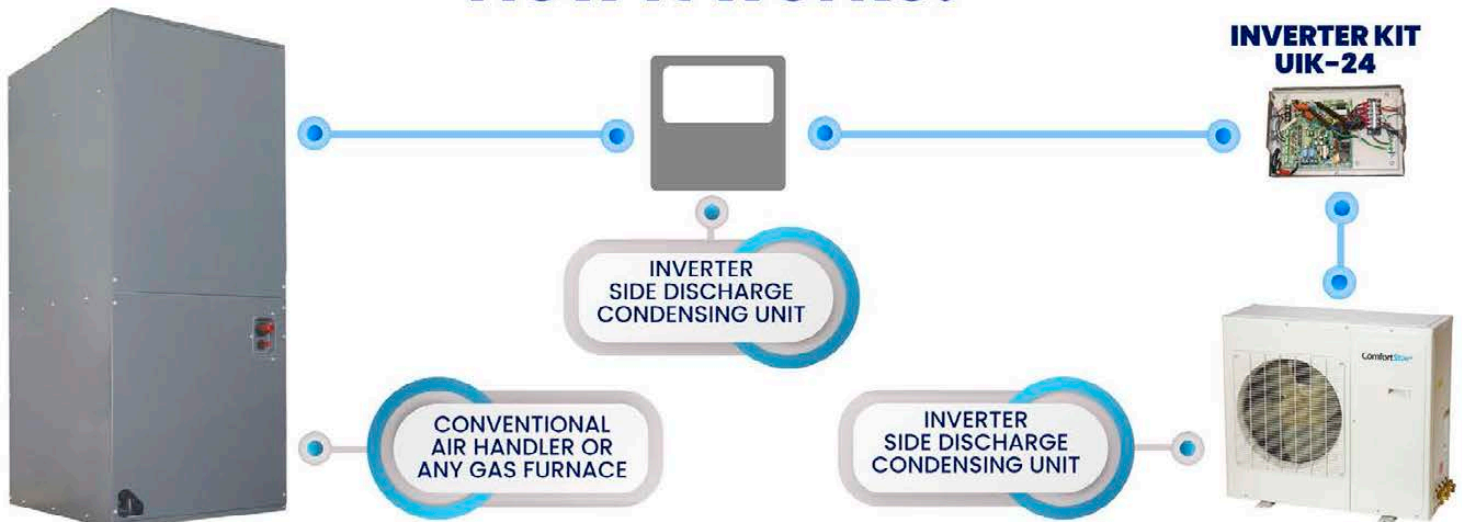
- Connects any ComfortStar condensing unit (Gold or Platinum Series HP only) with any air handler, gas furnace or fan coil
- You can use any brand of 24volt thermostat including Wi-Fi
- Easy to install
- No additional tools required
- Allows you to have in stock a general replacement side discharge unit from 9,000 BTUh to 60,000 BTUh

Benefits:

- Full Line of Side Discharge General Replacement INVERTER Condensing Unit.
- Low noise from 56dba to 72dba on 60k Units
- 50% less footprint space than a Conventional Condensing Unit
- Smaller Mounting Pad
- Keeps the temperature differential as low as 1/2 °F
- Saves Energy while Increasing Comfort



How it works!



PLATINUM Series Outdoor Model No.		
CPP009CD(0)-B	CPP018CD(0)-B	CPP036CD(0)-B
CPP012CD(0)-B	CPP024CD(0)-B	CPP048CD(0)-B
		CPP060CD(0)-B

FLEX-MOUNT MULTI-ZONE

Up to 22 SEER with Inverter -13°F Low Ambient Operating Temperatures in both Heating and Cooling.

Mix and match evaporator units depending on capacity, with individual zoning for up to 5 zones depending on the outdoor units.



CMZ Series Light Commercial Condenser



FPA
SERIES
Up to
20 SEER



AHU
SERIES
Up to
20 SEER



TPA
SERIES
Up to
20 SEER



CXH
SERIES
Up to
25 SEER



CPA
SERIES
Up to
25 SEER



WARRANTY
7
YEAR WARRANTY
ALEGRIA PLATINUM
COMPRESSOR



WARRANTY
7
YEAR WARRANTY
ALEGRIA PLATINUM
PARTS

Warranty Registration required except
California and Quebec Canada

INVERTER



ALEGRIA PLATINUM SERIES



FLEX MOUNT MULTI-ZONE

Heat or cool multiple living spaces independently with only 1 outdoor unit!

- Flexible design – allows for up to 5 indoor units.
- Choose from 5 different indoor evaporators – high-wall mount, cassette type, fan coil, multi-position AHU and floor/ceiling.
- Simple installation.
- All indoor units can be controlled individually.
- Connect 2 to 5 indoor units depending on capacity.
- Energy Efficient – up to 23 SEER.



NEW FACTORY INSTALLED LOW AMBIENT OPERATION ALLOWS BOTH HEATING AND COOLING DOWN TO -13°F OUTDOOR AMBIENT TEMPERATURE.

FLEX-MOUNT MULTI-ZONE INVERTER



DUAL ZONE Heat Pump INVERTER

CM2-18-2Z
DUAL ZONE
Mix & Match for
9,000 - 18,000 BTU/h



TRI ZONE Heat Pump INVERTER

CM3-27-3Z
TRI ZONE
Mix & Match for
9,000 - 18,000 BTU/h



QUAD ZONE

CM4-48-4Z
QUAD ZONE
Mix & Match for
9,000 - 24,000 BTU/h

Heat Pump
INVERTER



FIVE ZONE

CM5-54-5Z
FIVE ZONE
Mix & Match for
9,000 - 24,000 BTU/h

Heat Pump
INVERTER



ALEGRIA

PLATINUM SERIES



More than 95+ combinations available

Four different indoor units to choose from!
Connect up to 5 Zones with.

2, 3, 4 & 5 Zone Heat Pump Systems Outdoor models



Features:

- Low Ambient (-13°F)
- Wi-Fi optional (high wall mount only)
- Bypass Mode
- Interactive display
- Self-Diagnosis
- 95+ Possible Combinations
- Connect up to 5 zones
- Individual Zone Control
- High Efficiency Inverter Technology
- Mix & Match 5 Different Style Indoor Units.
- Available Indoor Units:
 - High Wall Mount
 - Cassette
 - Floor/Ceiling
 - Fan Coil
 - AHU

CMZ Series

Flex Mount Non-Ducted Outdoor Models
Heat Pump 18,000 - 48,000 Btu/h

Flex Mount Multi-Zone Combinations



PRODUCT SPECIFICATIONS

Indoor Model No.			NON DUCT	NON DUCT	NON DUCT	NON DUCT
Outdoor Model No.			CM2-18-2Z	CM3-27-3Z	CM4-48-4Z	CM5-54-5Z
Power supply			208-230V-1-60Hz	208-230V-1-60Hz	208-230V-1-60Hz	208-230V-1-60Hz
Cooling	Capacity	Btu/h	18000	28000	36000	48000
	EER	Btu	12.5	12.5	11.5	12.5
	SEER		22.5	23	22.5	22.4
Heating at 47F	Capacity	Btu/h	19000	28000	36000	48000
	COP	W/W	3.6	3.9	3.4	3.6
	HSPF4		10.3	10.3	10.2	10.2
	HSPF5		8.8	8.5	8.7	8.3
MINIMUM CIRCUIT Ampacity		A	18.0	25.0	30.0	35.0
MAX. FUSE		A	25.0	35.0	45.0	50.0
Outdoor air flow		CFM	1390	2130	2130	4500
Outdoor noise level		dB(A)	62.4	63.4	62.3	64
Outdoor unit	Dimension(WxDxH)	inch	33.27x14.29x27.64	37.24x16.14x31.89	37.24x16.14x31.89	37.48x16.34x52.48
	Packing (WxDxH)	inch	37.99x15.55x29.72	42.91x19.69x34.45	42.91x19.69x34.45	43.11x19.49x58.27
	Net/Gross weight	lbs.	105.82/114.64	149.91/160.94	156.53/167.55	223.77/255.07
Refrigerant type		oz	R410A/70.5	R410A/98.8	R410A/105.8	R410A/162.3
Refrigerant precharge (Total pipe length)		ft	25	25	25	25
Additional charge for each ft		oz	0.161	0.161	0.161	0.32
Design pressure		PSIG	550/340	550/340	550/340	550/340
Refrigerant piping	Liquid side/ Gas side	inch	(1/4", 3/8") *2	(1/4", 3/8") *3	4", 3/8"*3+(1/4", 1/2")*1	(1/4", 3/8")*3+(1/4", 1/2")*2
	Max. length for all rooms	ft	131	197	262	262
	Max. length for one indoor unit	ft	82	98	115	115
	Max. height difference between indoor and outdoor unit	ft	49	49	49	49
	Max. height difference between indoor units	ft	33	33	33	33
Ambient temp.	Cooling	°F	-13-122	-13-122	-13-122	-13-122
	Heating	°F	-13-86	-13-86	-13-86	-13-86

For proper wiring sizes always refer to local codes

CMZ Series

Flex Mount Ducted Outdoor Models
Heat Pump 18,500 - 50,000 Btu/h

Flex Mount Multi-Zone Combinations



PRODUCT SPECIFICATIONS

Indoor Model No.			DUCTED	DUCTED	DUCTED	DUCTED
Outdoor Model No.			CM2-18-2Z	CM3-27-3Z	CM4-48-4Z	CM5-54-5Z
Power supply			208-230V-1-60Hz	208-230V-1-60Hz	208-230V-1-60Hz	208-230V-1-60Hz
Cooling	Capacity	Btu/h	18000	28000	36000	49000
	EER	Btu	11.8	11	10	10.1
	SEER		18.5	21	21	20.5
Heating at 47F	Capacity	Btu/h	18500	28000	37000	50000
	COP	W/W	3.8	3.63	3.56	3.57
	HSPF4		10	10	10	11.5
	HSPF5		8.5	8.5	8.3	10
MINIMUM CIRCUIT Ampacity		A	18.0	25.0	30.0	35.0
MAX. FUSE		A	25.0	35.0	45.0	50.0
Outdoor air flow		CFM	1390	2130	2130	4500
Outdoor noise level		dB(A)	62.4	63.4	62.3	64
Outdoor unit	Dimension(WxDxH)	inch	33.27x14.29x27.64	37.24x16.14x31.89	37.24x16.14x31.89	37.48x16.34x52.48
	Packing (WxDxH)	inch	37.99x15.55x29.72	42.91x19.69x34.45	42.91x19.69x34.06	43.11x19.49x58.27
	Net/Gross weight	lbs.	105.82/114.64	149.91/160.94	156.53/167.55	223.77/255.07
Refrigerant type		oz	R410A/70.5	R410A/98.8	R410A/105.8	R410A/162.3
Refrigerant precharge (Total pipe length)		ft	25	25	25	25
Additional charge for each ft		oz	0.161	0.161	0.161	0.32
Design pressure		PSIG	550/340	550/340	550/340	550/340
Refrigerant piping	Liquid side/ Gas side	inch	(1/4", 3/8") *2	(1/4", 3/8") *3	(1/4", 3/8")*3+(1/4", 1/2")*1	1/4", 3/8")*3+(1/4", 1/2")*2
	Max. length for all rooms	ft	131	197	262	262
	Max. length for one indoor unit	ft	82	98	115	115
	Max. height difference between indoor and outdoor unit	ft	49	49	49	49
	Max. height difference between indoor units	ft	33	33	33	33
Ambient temp.	Cooling	°F	-13-122	-13-122	-13-122	-13-122
	Heating	°F	-13-86	-13-86	-13-86	-13-86

For proper wiring sizes always refer to local codes

CXH Series

Flex-Mount High Wall Mount




PRODUCT SPECIFICATIONS

Indoor Model No.			CXH009CD(I)	CXH012CD(I)	CXH018CD(I)	CXH024CD(I)
Power supply			208-230V-1-60Hz	208-230V-1-60Hz	208-230V-1-60Hz	208-230V-1-60Hz
Cooling Capacity	Btu/h		9000	12000	18000	24000
Heating Capacity	Btu/h		9800	12000	18000	25000
Indoor air flow (Hi/Mi/Lo)	CFM		340/260/205	340/260/205	595/460/355	775/715/585
Indoor noise level (Hi/Mi/Lo)	dB(A)		43.3/36.2/29.1	43/36.2/29.3	46.6/38.6/30.5	50/44.7/39.4
Indoor unit	Dimension(WxDxH)	inch	32.87x7.80x11.02	32.87x7.80x11.02	38.98x8.58x12.40	46.69x10.16x13.39
	Packing (WxDxH)	inch	35.83x10.63x13.98	35.83x10.63x13.98	41.93x11.81x15.75	49.80x16.53x13.39
	Net/Gross weight	lbs.	19.8/25.4	19.8/25.4	26.9/34.8	40.1/50.3
Included Controller			Remote Control	Remote Control	Remote Control	Remote Control
Room temperature	Cooling	°F	62-90	62-90	62-90	62-90
	Heating	°F	32-86	32-86	32-86	32-86

For proper wiring sizes always refer to local codes

CPA Series

Flex-Mount Fan Coil



PRODUCT SPECIFICATIONS

Indoor Type			Ducted			
Indoor Model No.			CPA-09B	CPA-12B	CPA-18B	CPA-24B
Power supply			208-230V-1-60Hz	208-230V-1-60Hz	208-230V-1-60Hz	208-230V-1-60Hz
Cooling Capacity	Btu/h		9000	12000	18000	24000
Heating Capacity	Btu/h		10000	12000	18000	24400
Indoor air flow (Hi/Med/Lo) (No duct)	CFM		353/283/177	353/283/177	530/450/371	776/694/435
ESP	Range	Pa	0-40	0-40	0-100	0-160
	Range	In. WG	0--0.16	0--0.16	0-0.40	0-0.64
Indoor noise level (Hi/Med/Lo)	dB(A)		38/25/32	38/26/33.5	39/37/35	44/--/--
Indoor unit	Dimension(WxDxH)(body)	inch	27.56x17.72x7.87	27.56x17.72x7.87	34.65x28.53x8.27	43x30x10
	Packing (WxDxH)(body)	inch	33.86x21.26x10.83	33.86x21.26x10.83	42.13x28.53x10.63	51x32x12
	Packing (WxDxH)(body)	lbs.	37.5/48.3	37.5/48.3	54/66	87/103
Design pressure	PSIG		550/340	550/340	550/340	550/340
Drainage water pipe diameter	Inch		OD 1"	OD 1"	OD 1"	OD 1"
Refrigerant piping	Liquid side/ Gas side	Inch	1/4"/3/8"	1/4"/1/2"	1/4"/1/2"	3/8"/5/8"
Included Controller			Wired Control	Wired Control	Wired Control	Wired Control
Room temperature	Cooling	°F	62-90	62-90	62-90	62-90
	Heating	°F	32-86	32-86	32-86	32-86

For proper wiring sizes always refer to local codes

FPA Series

Flex-Mount Floor/Ceiling



PRODUCT SPECIFICATIONS

Indoor Type			Floor/Ceiling	
Indoor Model No.			FPA-18	FPA-24
Power supply			208-230V-1-60Hz	208-230V-1-60Hz
Cooling Capacity			Btu/h 18000	24000
Heating Capacity			Btu/h 18000	24000
Indoor air flow (Hi/Med/Lo) (No duct)			CFM 666/595/525	880/770/650
ESP	Range	Pa	/	/
	Range	In. WG	/	/
Indoor noise level (Hi/Med/Lo)			dB(A) 47/44/39	58.5/55/52
(Standard pressure)*			dB(A) 47/44/39	58.5/55/52
Indoor Unit (WxDxH) (body)	Dimension	inch	42.05x26.57x9.25	42.05x26.57x9.25
	Packing	inch	45.08x29.72x12.32	45.08x29.72x12.32
	Net/Gross weight	lbs.	55.12/65.48	55.12/66.14
Design pressure			PSIG 550/340	550/340
Drainage water pipe diameter			Inch OD 1"	OD 1"
Refrigerant piping	Liquid side/ Gas side	Inch	1/4"/1/2"	1/4"/1/2"
Controller			Remote Control	Remote Control
Room temperature	Cooling	°F	62-90	62-90
	Heating	°F	32-86	32-86

For proper wiring sizes always refer to local codes

AHU Series

Ducted | Indoor Outdoor Models Heat Pump



PRODUCT SPECIFICATIONS

Indoor Model No.			AHU24
Power supply			V- Ph-Hz 208-230V-1-60Hz
Cooling	Capacity	Btu/h	22000
Heating	Capacity	Btu/h	26000
Indoor air flow (Hi/Mi/Lo)			CFM 882.35/764.71/588.24
ESP	Range	Pa	0-200
	Range	In. wg.	0-0.8
Indoor noise level (Hi/Mi/Lo)			dB(A) 43/40.5/35
Indoor unit	Dimension (W*D*H)	inch	20.98x19.61x48.82
	Packing (W*D*H)	inch	51.18x22.44x24.61
	Net/Gross weight	lbs.	141.09/156.09
Design pressure			PSIG 550/340
Refrigerant piping	Liquid side/ Gas side	inch	3/8"/5/8"
Room temperature	cooling	°F	62-90
	heating	°F	32-86
Application area (cooling standard)			sq.ft 312-463

- Standard 24v thermostat provided by others
For proper wiring sizes always refer to local codes

TPA Series

Flex-Mount Cassette Type Heat Pump 9,000 - 24,000 Btu/h



PRODUCT SPECIFICATIONS

Indoor Type			Cassette			
Indoor Model No.			TPA-09	TPA-12	TPA-18	TPA-24
Power supply			208-230V-1-60Hz	208-230V-1-60Hz	208-230V-1-60Hz	208-230V-1-60Hz
Cooling Capacity			Btu/h 9000	12000	18000	24000
Heating Capacity			Btu/h 10000	12000	18000	24400
Indoor air flow (Hi/Med/Lo) (No duct)			CFM 353/306/271	338/288/248	562/485/439	820/740/590
Indoor noise level (Hi/Med/Lo) (Standard pressure)			dB(A) 47/44/39	58.5/55/52	46/43/41	51/47/43
Indoor unit	Dimension (WxDxH)(body)		inch 22.44x22.44x10.24	22.44x22.44x10.24	22.44x22.44x10.24	33.07x33.07x8.07
	Packing (WxDxH) (body)		inch 25.79x25.79x11.42	25.79x25.79x11.42	25.79x25.79x11.42	35.43x35.43x8.86
	Dimension (WxDxH) (panel)		inch 25.47x25.47x1.97	25.47x25.47x1.97	25.47x25.47x1.97	37.4x37.4x2.17
	Packing (WxDxH)(panel)		inch 28.15x28.15x4.84	28.15x28.15x4.84	28.15x28.15x4.84	40.75x40.75x3.54
	Net/Gross weight (body)		lbs. 35.27/41.88	35.27/41.88	39.68/46.3	45.19/52.91
	Net/Gross weight (panel)		lbs. 5.51/9.92	5.51/9.92	5.51/9.92	11.02/17.64
Design pressure			PSIG 550/340	550/340	550/340	550/340
Drainage water pipe diameter			Inch OD 1"	OD 1"	OD 1"	OD 1"-1/4
Refrigerant piping	Liquid side/ Gas side	Inch	1/4"/3/8"	1/4"/1/2"	1/4"/1/2"	3/8"/5/8"
Included Controller			Remote Control	Remote Control	Remote Control	Remote Control
Room temperature	Cooling	°F	62-90	62-90	62-90	62-90
	Heating	°F	32-86	32-86	32-86	32-86

For proper wiring sizes always refer to local codes

Controls

AWC-2

Standard Remote on 2018: CPG, CPP & CXH

- Wired non-programmable controller
- Simple wired control
- Transmission Indicator
- Temp °C/°F and Timer display
- Fan speed display
- Silence display
- Sleep display
- Mode display
- ON/OFF display
- Lock display

ARC-88

Standard Remote on all models, except CPA

- Wireless Remote Control
- Transmission Indicator
- Temp °C/°F and Timer display
- Fan speed display
- Silence display
- Sleep display
- Mode display
- ON/OFF display
- Lock display
- FOLLOW ME display

AWC-LC

Standard Connectivity for CPA, TPA & FPA

- Programmable wired controller
- Up to 64 unit capability
- Transmission Indicator
- Temp °C/°F and Timer display
- Fan speed display
- Silence display
- Sleep display
- Mode display
- ON/OFF display
- Lock display



Flex-Mount Multi-Zone Selection Chart



Indoor Model No.	Hi-Wall		Cassette	Floor Ceiling	Ducted	Ducted AHU
	CXH	CPP				
CM2-18-2Z	CXH009CD (I) CXH012CD (I)	CXH009CD (I) CXH012CD (I)	TPA-09 TPA-12	NA	CPA-09B CPA-12B	NA
CM3-27-3Z	CXH009CD (I) CXH012CD (I) CXH018CD (I)	CXH009CD (I) CXH012CD (I) CXH018CD (I)	TPA-09 TPA-12 TPA-18	NA	CPA-09B CPA-12B CPA-18B	NA
CM4-48-4Z	CXH009CD (I) CXH012CD (I) CXH018CD (I) CXH024CD (I)	CXH009CD (I) CXH012CD (I) CXH018CD (I) CXH024CD (I)	TPA-09 TPA-12 TPA-18 TPA-24	FPA-18 FPA-24	CPA-09B CPA-12B CPA-18B CPA-24B	AHU-24
CM5-54-5Z	CXH009CD (I) CXH012CD (I) CXH018CD (I) CXH024CD (I)	CXH009CD (I) CXH012CD (I) CXH018CD (I) CXH024CD (I)	TPA-09 TPA-12 TPA-18 TPA-24	FPA-18 FPA-24	CPA-09B CPA-12B CPA-18B CPA-24B	AHU-24

For proper wiring sizes always refer to local codes

Heat Pump
INVERTER



Mix & match indoor units up to 5 zones depending on your needs, providing total flexibility.

DUAL ZONE CONDENSER CM2-18-2Z

One Unit	Two Unit
9	9+9
12	9+12
	12+12

TRI ZONE CONDENSER CM3-27-3Z

One Unit	Two Units	Three Units
NA	9+9	12+12
NA	9+12	12+18
NA	9+18	18+18
	9+9+9	9+12+12
	9+9+12	12+12+12
	9+9+18	

QUAD ZONE CONDENSER CM4-48-4Z

One Unit	Two Units	Three Units	Four Units
NA	9+9	12+12	9+9+9
NA	9+12	12+18	9+9+12
NA	9+18	12+24	9+9+18
NA	9+24	18+18	9+9+24
			9+12+12
			9+12+18
			9+12+24
			9+18+18
			12+12+12
			12+12+18
			12+12+24
			12+18+18
			9+9+9+9
			9+9+9+12
			9+9+9+18
			9+9+12+12
			9+9+12+18
			9+9+12+24
			9+9+18+18
			9+12+12+12
			9+12+12+18
			9+12+12+24
			9+12+18+18
			9+18+18+18
			12+12+12+12
			12+12+12+18
			12+12+12+24
			12+12+18+18
			12+18+18+18
			18+18+18+18

FLEX-MOUNT MULTI-ZONE CM5-54-5Z (Must always have installed a minimum of 2 Indoor Units)

Two Units	Three Units	Four Units	Five Units
9+18	12+24	9+9+9	9+12+24
9+24	18+18	9+9+12	9+18+18
12+12	18+24	9+9+18	9+18+24
12+18	24+24	9+9+24	9+24+24
		9+12+12	12+12+12
		9+12+18	12+12+18
		9+12+24	12+12+24
		9+18+18	12+18+18
		9+18+24	12+18+24
		9+24+24	12+24+24
		9+9+9+9	9+9+9+12
		9+9+9+18	9+9+9+24
		9+9+12+12	9+9+12+18
		9+9+12+18	9+9+12+24
		9+9+18+18	9+9+18+24
		9+9+18+24	9+9+24+24
		9+12+12+12	9+12+12+18
		9+12+12+18	9+12+12+24
		9+12+18+18	9+12+18+24
		9+12+18+24	9+18+18+18
		9+18+18+18	9+18+18+24
		9+18+18+24	9+18+24+24
		9+18+24+24	9+24+24+24
		9+24+24+24	9+24+24+24
		9+9+9+9+9	9+9+9+9+12
		9+9+9+9+18	9+9+9+9+24
		9+9+9+12+12	9+9+9+12+18
		9+9+9+12+18	9+9+9+12+24
		9+9+9+18+18	9+9+9+18+24
		9+9+9+18+24	9+9+9+24+24
		9+9+12+12+12	9+9+12+12+18
		9+9+12+12+18	9+9+12+12+24
		9+9+12+18+18	9+9+12+18+24
		9+9+12+18+24	9+9+18+18+18
		9+9+18+18+18	9+9+18+18+24
		9+9+18+18+24	9+9+18+24+24
		9+9+18+24+24	9+9+24+24+24
		9+12+12+12+12	9+12+12+12+18
		9+12+12+12+18	9+12+12+12+24
		9+12+12+18+18	9+12+12+18+24
		9+12+12+18+24	9+12+18+18+18
		9+12+18+18+18	9+12+18+18+24
		9+12+18+18+24	9+12+18+24+24
		9+12+18+24+24	9+18+18+18+18
		9+18+18+18+18	9+18+18+18+24
		9+18+18+18+24	9+18+18+24+24
		9+18+24+24+24	9+18+24+24+24
		9+24+24+24+24	9+24+24+24+24
		9+9+9+9+9+9	9+9+9+9+9+12
		9+9+9+9+9+18	9+9+9+9+9+24
		9+9+9+9+12+12	9+9+9+9+12+18
		9+9+9+9+12+18	9+9+9+9+12+24
		9+9+9+9+18+18	9+9+9+9+18+24
		9+9+9+9+18+24	9+9+9+9+24+24
		9+9+9+12+12+12	9+9+9+12+12+18
		9+9+9+12+12+18	9+9+9+12+12+24
		9+9+9+12+18+18	9+9+9+12+18+24
		9+9+9+12+18+24	9+9+9+18+18+18
		9+9+9+18+18+18	9+9+9+18+18+24
		9+9+9+18+18+24	9+9+9+18+24+24
		9+9+9+18+24+24	9+9+9+24+24+24
		9+9+12+12+12+12	9+9+12+12+12+18
		9+9+12+12+12+18	9+9+12+12+12+24
		9+9+12+12+18+18	9+9+12+12+18+24
		9+9+12+12+18+24	9+9+12+18+18+18
		9+9+12+18+18+18	9+9+12+18+18+24
		9+9+12+18+18+24	9+9+12+18+24+24
		9+9+12+18+24+24	9+9+18+18+18+18
		9+9+18+18+18+18	9+9+18+18+18+24
		9+9+18+18+18+24	9+9+18+18+24+24
		9+9+18+18+24+24	9+9+18+24+24+24
		9+9+18+24+24+24	9+9+24+24+24+24
		9+9+24+24+24+24	9+9+24+24+24+24

FLEX-MOUNT MULTI-ZONE | TABLE OF EFFICIENCY

Model No.	Type	Combination	Cooling Capacity	SEER	EER	HSPF	
Regular model	CM2-18-2Z	Non Ducted	9+9	18000	22.5	12.5	10.3
		Ducted	9+9	18000	18.5	11.8	10
		Mix	9+9	18000	20.5	12.20	10.2
	CM3-27-3Z	Non Ducted	9+9+9	28000	23	12.5	10.3
		Ducted	9+9+9	28000	21	11	10
		Mix	9+9+9	28000	22.0	11.8	10.2
	CM4-48-4Z	Non Ducted	9+9+9+9	36000	22.5	11.5	10.2
		Ducted	9+9+9+9	36000	21	10	10
		Mix	9+9+9+9	36000	21.8	10.8	10.1
CM5-54-5Z	Non Ducted	9+9+9+9+9	48000	22.4	12.5	10.2	
	Ducted	9+9+9+9+9	49000	20.5	10.1	11.5	
	Mix	9+9+9+9+9	48500	21.5	11.3	10.9	

ALEGRIA

HI-HEAT SERIES

LIGHT COMMERCIAL

up to 25 SEER with Inverter
 Single Zone Heat Pump
 -22°F Low Ambient Operating Temperatures
 in both Heating and Cooling.



CXH Series

Hi-HEAT Light Commercial Condenser

FPA SERIES
 Up to 20 SEER



CPA SERIES
 Up to 23 SEER



TPA SERIES
 Up to 20 SEER



WARRANTY
 10 YEAR WARRANTY
 ALEGRIA HI-HEAT COMPRESSOR



WARRANTY
 10 YEAR WARRANTY
 ALEGRIA HI-HEAT PARTS

Warranty Registration required except California and Quebec Canada

INVERTER





CONTROLS

LIGHT COMMERCIAL

systems are ideal for small store fronts, office spaces, gyms, server rooms, hotels and small warehouses.



AWC-2

- Wired non-programmable controller
- Simple wired control
- Transmission Indicator
- Temp °C/°F and Timer display
- Fan speed display
- Silence display
- Sleep display
- Mode display
- ON/OFF display
- Lock display

REMOTES ARC-88

- Wireless Remote Control
- Transmission Indicator
- Temp °C/°F and Timer
- Fan speed display
- Silence display
- Sleep display
- Mode display
- ON/OFF display
- Lock display
- FOLLOW ME display

AWC-LC

- Programmable wired controller
- Up to 64 unit capability
- Transmission Indicator
- Temp °C/°F and Timer display
- Fan speed display
- Silence display
- Sleep display
- Mode display
- ON/OFF display
- Lock display

CXH Series

Hi-HEAT Light Commercial Condenser

- Twin-Rotary Compressor
- High efficiency and Low Noise Level
- R410a System
- Match with High wall-mount, floor-ceiling module, cassette type indoor units
- Gold Fin protection
- ETL certified for safety
- AHRI listed for efficiency



Low Ambient Temperature -22°F

Light Commercial Single Zone Combinations

PRODUCT SPECIFICATIONS

Outdoor Model No.			CXH009CD(0)	CXH012CD(0)	CXH018CD(0)	CXH024CD(0)	CXH048CD(0)-DU
Power supply			208-230V-1-60Hz	208-230V-1-60Hz	208-230V-1-60Hz	208-230V-1-60Hz	208-230-1-60Hz
Max. fuse	A		15.0	15.0	25.0	30.0	50
Minimum circuit Ampacity	A		9.0	9.0	18.0	20.0	36.3
Outdoor air flow (Max.)	CFM		1120	1180	1355	2354	4470
Outdoor noise level	dB(A)		59	57	59	61	65
Throttle type			Capillary +EXV	Capillary +EXV	Capillary +EXV	Capillary +EXV	Capillary +EXV
Outdoor unit	Dimension WxDxH	inch	31.5x13.11x21.81	31.5x13.11x21.81	33.27x14.29x27.64	37.24x16.14x31.89	37.48x16.34x52.48
	Packing (WxDxH)	inch	36.22x15.35x24.21	36.22x15.35x24.21	37.99x15.55x29.72	42.91x19.69x34.45	43.11x19.49x58.27
	Net/ Gross weight	lbs.	88.18/93.7	88.18/93.7	107.4/115.1	135.58/148.81	227.07/255.73
Refrigerant type/Quantity	Type/Charged volume	Oz	R410A/52.9	R410A/52.9	R410A/68.8	R410A/91.7	R410A/148
Refrigerant precharge		ft	25	25	25	25	25
Additional charge for each ft		oz	0.16	0.16	0.16	0.32	0.32
Design pressure		PSIG	550/340	550/340	550/340	550/340	550/340
Refrigerant piping	Liquid side/ Gas side	inch	(1/4"/3/8")	(1/4"/1/2")	(1/4"/1/2")	(3/8"/5/8")	(3/8"/5/8")
	Max. pipe length	ft	82	82	98	164	213
	Max. difference in level	ft	33	33	66	82	98
Ambient temperature	Cooling	°F	-22-122	-22-122	-22-122	-22-122	-22-122
	Heating	°F	-22-86	-22-86	-22-86	-22-86	-22-86

For proper wiring sizes always refer to local codes

CPA Series

Hi-HEAT Light Commercial High Wall Mount



- High Static pressure
- Low Noise Level
- Slim design
- Available Fresh Air intake
- Rear or Bottom Return
- ETL certified for safety
- AHRI listed for efficiency

Controls:



AWC-2
Included



AWC-LC

Low Ambient Temperature -22°F

PRODUCT SPECIFICATIONS

Light Commercial Single Zone Combinations

Indoor Model No.			CPA-09B	CPA-12B	CPA-18B	CPA-24B	CPA-48B
Outdoor Model No.			CXH009CD(O)	CXH012CD(O)	CXH018CD(O)	CXH204CD(O)	CXH048CD(O)-DU
Power supply			2208-230V-1-60Hz	208-230V-1-60Hz	208-230V-1-60Hz	208-230V-1-60Hz	208-230-1-60Hz
Cooling	Capacity	Btu/h	9000	12000	16500	24000	32000
	Input	W	667	960	1320	1920	2560
	Rated current	A	3.05	4.4	6.0	8.52	11.1
	EER	Btu/W	13.5	12.5	12.5	12.5	12.5
	SEER		23	20.5	20	20.5	17.0
Heating at 47F	Capacity	Btu/h	10000	12000	19000	24000	38000
	Input	W	814	1065	1900	1846	3164
	Rated current	A	3.72	4.88	8.7	8.19	13.8
	COP	W/W	3.6	3.3	2.9	3.8	3.52
	HSPF4		12	11	11	12.5	11
	HSPF5		10	9.5	9.3	10.6	9
Indoor air flow (Hi/Med/L0) (No duct)		m3/h	600/480/300	600/480/300	900/765/630	1320/1180/740	2090/1755/1215
Indoor air flow (Hi/Med/L0) (No duct)		CFM	353/283/177	353/283/177	530/450/371	776/694/435	1229/1032/715
ESP	Range	Pa	0-40	0-40	0-100	0-160	0-160
	Range	In. wg.	0--0.16	0--0.16	0-0.40	0-0.64	0-0.64
Indoor noise level (Hi/Med/L0)		dB(A)	38/25/32	38/26/33.5	39/37/35	44/--/0	54.5/50.5/47.5
Indoor unit	Dimension(WxDxH)	inch	27.56x17.72x7.87	27.56x17.72x7.87	34.65x28.53x8.27	43x30x10	47.24x34.41x11.81
	Packing(WxDxH)	inch	33.86x21.26x10.83	33.86x21.26x10.83	42.13x28.53x10.63	51x32x12	55.31x36.02x13.98
	Net/Gross weight	lbs.	37.5/48.3	37.5/48.3	54/66	87/103	120/142
Design pressure		PSIG	550/340	550/340	550/340	550/340	550/340 PSIG
Drainage water pipe diameter		inch	OD 1"	OD 1"	OD Φ 1"	OD 1"	OD_1"
Refrigerant piping	Liquid side/ Gas side	inch	1/4"/3/8"	1/4"/1/2"	1/4"/1/2"	3/8"/5/8"	3/8"/5/8"
Included Controller			Wired control	Wired control	Wired control	Wired control	Wired control
Operation temperature	Indoor (Cooling/Heating) °F		62-90/32-86	62-90/32-86	62-90/32-86	62-90/32-86	62_90/32_86
	Outdoor (Cooling/Heating) °F		-22-122/-22-86	-22-122/-22-86	-22-122/-22-86	-22-122/-22-86	-22_122/-22_86

For proper wiring sizes always refer to local codes

TPA Series

Hi-HEAT Light Commercial Cassette

- Built-In Drain pan
- Compact design
- Low noise
- Simple Wiring

Low Ambient Temperature -22°F



Controls:



AWC-2



AWC-LC



ARC-88
Included

PRODUCT SPECIFICATIONS

Light Commercial Single Zone Combinations

Indoor Model No.			TPA-09	TPA-12	TPA-18	TPA-24	CPA-48B	
Outdoor Model No.			CXH009CD(O)	CXH012CD(O)	CXH018CD(O)	CXH024CD(O)	CXH048CD(O)-DU	
Power supply			208-230V-1-60Hz	208-230V-1-60Hz	208-230V-1-60Hz	208-230V-1-60Hz	208-230-1-60	
Cooling	Capacity	Btu/h	9000	12000	16000	24000	32000	
	Input	W	692	960	1280	2182	2560	
	Rated current	A	3.17	4.39	5.85	9.98	11.1	
	EER	Btu/W	13.0	12.5	12.5	11	12.5	
	SEER		20	19.5	20	20	17.0	
Heating at 47F	Capacity	Btu/h	10000	12000	18000	24000	38000	
	Input	W	952	960	1636	2034	3164	
	Rated current	A	4.35	4.39	7.48	9.31	13.8	
	COP	W/W	3.08	3.66	3.22	3.46	3.52	
	HSPF4		10.8	10.6	10.5	11.5	11	
	HSPF5		9.4	9.2	9.1	10.0	9	
Indoor air flow (Hi)		CFM	374/301/257	379/309/261	560/483/415	878/761/625	2090/1755/1215	
Indoor noise level (sound pressure) (Hi/Mid/L o)		dB(A)	41/37/33	43/39/36	44/39/36	52/50/47	1229/1032/715	
Indoor unit	Dimension(WxDxH)(body)		inch	22.44x22.44x10.24	22.44x22.44x10.24	22.44x22.44x10.24	33.07x33.07x8.07	0-160
	Packing (WxDxH)(body)		inch	25.79x25.79x11.42	25.79x25.79x11.42	25.79x25.79x11.42	35.43x35.43x8.54	0-0.64
	Dimension(WxDxH)(panel)		inch	25.47x25.47x1.97	25.47x25.47x1.97	25.47x25.47x1.97	37.4x37.4x2.17	54.5/50.5/47.5
	Packing(WxDxH)(panel)		inch	28.15x28.15x4.84	28.15x28.15x4.84	28.15x28.15x4.84	40.75x40.75x3.54	47.24x34.41x11.81
	Net/Gross weight(body)		lbs.	31.97/38.14	35.27/41	35.49/41.23	46.3/54.23	55.31x36.02x13.98
	Net/Gross weight(panel)		lbs.	5.51/9.92	5.51/9.92	5.51/9.92	11.02/17.64	120/142
Design pressure		PSIG	540/300 PSIG	540/300 PSIG	550/340 PSIG	550/340 PSIG	550/340 PSIG	
Drainage water pipe diameter		inch	OD_1"	OD_1"	OD_1"	OD_1-1/4"	OD_1"	
Refrigerant piping	Liquid side/ Gas side		inch	1/4"/3/8"	1/4"/1/2"	1/4"/1/2"	3/8"/5/8"	3/8"/5/8"
	Included Controller			Remote Control	Remote Control	Remote Control	Remote Control	Wired control
Operation temperature	Indoor (Cooling/Heating)		°F	62-90/32-86	62-90/32-86	62-90/32-86	62-90/32-86	62~90/32~86
	Outdoor (Cooling/Heating)		°F	-22~-122/-22-86	-22~-122/-22-86	-22~-122/-22-86	-22~-122/-22-86	-22~-122/ -22~86

For proper wiring sizes always refer to local codes

FPA Series

Hi-HEAT Light Commercial Floor/Ceiling

- Fresh Air intake
- 3D air-flow
- Easy clean filter
- ETL certified for safety
- AHRI listed for efficiency



Controls:



AWC-LC



ARC-88
Included

Low Ambient Temperature -22°F

PRODUCT SPECIFICATIONS

Light Commercial Single Zone Combinations

Indoor Model No.			FPA-18	FPA-24	FPA-48DU
Outdoor Model No.			CXH018CD(O)	CXH024CD(O)	CXH048CD(O)-DU
Power supply			208-230V-1-60Hz	208-230V-1-60Hz	208-230-1-60
Cooling	Capacity	Btu/h	17000	24000	32000
	Input	W	1260	2087	2560
	Rated current	A	6.22	9.55	11.1
	EER	Btu/W	12.5	11.5	12.5
	SEER	Btu/h	19.9	20	19.0
Heating at 47F	Capacity	Btu/h	18000	24000	38000
	Input	W	1516	2000	3305
	Rated current	A	6.93	9.15	14.4
	COP	W/W	3.48	3.52	3.37
	HSPF4	Btu/h	10.6	11.5	11
	HSPF5	Btu/h	9.2	10	9
Indoor air flow (Hi/Med/Lo)		CFM	666/595/525	746/696/618	2300/1900/1700
Indoor noise level (sound pressure) (Hi/Mid/Lo)		dB(A)	47/44/39	52/50/46	1350/1120/1000
Indoor unit	Dimension(WxDxH)(body)	inch	42.05x26.57x9.25	42.05x26.57x9.25	64.96x26.57x9.25
	Packing (WxDxH)(body)	inch	45.08x29.72x12.32	45.08x29.72x12.32	67.91x29.72x12.32
	Net/Gross weight	lbs.	55.12/65.48	58.42/69.23	83.78/97
Design pressure		PSIG	550/340 PSIG	550/340 PSIG	550/340 PSIG
Drainage water pipe diameter		inch	OD_1"	OD_1"	OD_1"
Refrigerant piping	Liquid side/ Gas side	inch	1/4"/1/2"	3/8"/5/8"	3/8"/5/8"
Included Controller			Remote Control	Remote Control	Remote control
Room temperature	Cooling	°F	62-90	62-90	62_90/32_86
	Heating	°F	32-86	32-86	22_122/-22_86

For proper wiring sizes always refer to local codes

ALEGRIA

HI-HEAT SERIES

FLEX MOUNT MULTI-ZONE



CM-X Series
Hi-Heat Multi-Zone

FPA
SERIES



AHU
SERIES



TPA
SERIES



CXH
SERIES



CPA
SERIES



WARRANTY
10 YEAR WARRANTY
ALEGRIA HI-HEAT
COMPRESSOR



WARRANTY
10 YEAR WARRANTY
ALEGRIA HI-HEAT
PARTS

Warranty Registration required except California and Quebec Canada



ALEGRIA

HI-HEAT SERIES



FLEX MOUNT MULTI-ZONE

Systems offer the capability to heat or cool multiple living spaces independently with only 1 outdoor unit!

- Flexible design – allows for up to 5 indoor units.
- Choose from 5 different indoor evaporators – high-wall mount, cassette type and floor ceiling.
- Simple installation.
- All indoor units can be controlled individually.
- Connect 2 to 5 indoor units depending on capacity.
- Capacity up 54,000 BTU
- Energy Efficient – up to 22 SEER

High Efficiency
Up to 20 SEER
Low Ambient -22°F

Hi-Heat Flex Mount Multi-Zone Selection Chart



Indoor Model No.	Hi-Wall	Cassette	Floor Ceiling	Ducted	Ducted AHU
	CXH				
CM2-18-2ZX	CXH009CD (I) CXH012CD (I)	TPA-09 TPA-12	NA	CPA-09B CPA-12B	NA
CM3-27-3ZX	CXH009CD (I) CXH012CD (I) CXH018CD (I)	TPA-09 TPA-12 TPA-18	NA	CPA-09B CPA-12B CPA-18B	AHU-24
CM4-36-4ZX	CXH009CD (I) CXH012CD (I) CXH018CD (I) CXH024CD (I)	TPA-09 TPA-12 TPA-18 TPA-24	FPA-18 FPA-24	CPA-09B CPA-12B CPA-18B CPA-24B	AHU-24
CM5-54-5ZX	CXH009CD (I) CXH012CD (I) CXH018CD (I) CXH024CD (I)	TPA-09 TPA-12 TPA-18 TPA-24	FPA-18 FPA-24	CPA-09B CPA-12B CPA-18B CPA-24B	AHU-24

Mix and match evaporator units depending on capacity,
With individual zoning for up to 5 zones
Depending on the outdoor units.

DUAL ZONE

CM2-18-2ZX
DUAL ZONE

Mix & Match for
9,000 - 18,000 BTU/h

Heat Pump
INVERTER



TRI ZONE

CM3-27-3ZX
TRI ZONE

Mix & Match for
9,000 - 24,000 BTU/h

Heat Pump
INVERTER



ALEGRIA

HI-HEAT  **SERIES**



QUAD ZONE

CM4-36-4ZX QUAD ZONE

Mix & Match for
9,000 - 24,000
BTU/h

4

Heat Pump
INVERTER



FIVE ZONE

CM5-48-5ZX FIVE ZONE

Mix & Match for
9,000 - 24,000
BTU/h

5

INVERTER



Mix & match indoor units up to 5 zones depending on your needs, providing total flexibility.

DUAL ZONE CONDENSER CM2-18-2ZX

One Unit	Two Unit
9	9+9
12	9+12
	12+12

TRI ZONE CONDENSER CM3-27-3ZX

One Unit	Two Units		Three Units	
NA	9+9	12+12	9+9+9	9+12+12
NA	9+12	12+18	9+9+12	12+12+12
NA	9+18	18+18	9+9+18	
	9+24	18+18	9+12+12	

QUAD ZONE CONDENSER CM4-36-4ZX

One Unit	Two Units		Three Units		Four Units		
NA	9+9	12+18	9+9+9	9+12+18	12+12+18	9+9+9+9	9+9+12+24
NA	9+12	12+24	9+9+12	9+12+24	12+12+24	9+9+9+12	9+9+18+18
NA	9+18	18+18	9+9+18	9+18+18	12+18+18	9+9+9+18	9+12+12+12
NA	9+24	18+24	9+9+24	9+18+24	12+18+24	9+9+9+24	9+12+12+18
NA	12+12	24+24	9+12+12	12+12+12		9+9+12+12	12+12+12+12
						9+9+12+18	12+12+12+18

FIVE ZONE CONDENSER CM5-48-5ZX (Must always have installed a minimum of 2 Indoor Units)

Two Units		Three Units			Four Units			Five Units	
9+18	12+24	9+9+9	9+12+24	12+12+24	9+9+9+9	9+9+12+24	9+9+18+18	9+9+9+9+9	9+9+9+18+18
9+24	18+18	9+9+12	9+18+18	12+18+18	9+9+9+12	9+9+18+24	9+9+18+24	9+9+9+9+12	9+9+12+12+12
12+12	18+24	9+9+18	9+18+24	12+18+24	9+9+9+18	9+12+12+12	9+18+18+18	9+9+9+9+18	9+9+12+12+18
12+18	24+24	9+9+24	9+24+24	12+24+24	9+9+9+24	9+12+12+18	12+12+12+12	9+9+9+9+24	9+12+12+12+12
		9+12+12	12+12+12	18+18+18	9+9+12+12	9+12+18+18	12+12+12+18	9+9+9+12+12	9+12+12+12+18
		9+12+18	12+12+18	18+18+18	9+9+12+18	9+12+12+24	12+12+18+18	9+9+9+12+18	12+12+12+12+12
							12+12+12+24		

HI-HEAT FLEX MOUNT MULTI-ZONE | TABLE OF EFFICIENCY

	Model No.	Type	Combination	Cooling Capacity	SEER	EER	HSPF
Hi-Heat Model	CM2-18-2ZX	Non Ducted	9+9	19000	21.5	12.5	9.8
		Ducted	9+9	19000	18	11	9.8
		MIX	9+9	19000	19.8	11.8	9.8
	CM3-27-3ZX	Non Ducted	9+9+9	28000	22	13	10.4
		Ducted	9+9+9	28000	21	11	10
		MIX	9+9+9	28000	21.5	12	10.2
	CM4-36-4ZX	Non Ducted	9+9+9+9	36000	21.5	13.5	10.5
		Ducted	9+9+9+9	36000	19	11.3	11
		MIX	9+9+9+9	36000	20.3	12.4	10.8
	CM5-48-5ZX	Non Ducted	9+9+9+9+9	48000	21.5	11.6	10.3
		Ducted	9+9+9+9+9	48000	20.2	11.9	10.5
		MIX	9+9+9+9+9	48000	20.9	11.8	10.4

CM-X Series

Flex-Mount Non-Ducted Outdoor Models Heat Pump



PRODUCT SPECIFICATIONS

Indoor Model No.			NON DUCT	NON DUCT	NON DUCT	NON DUCT	NON DUCT
Outdoor Model No.			CM2-18-2ZX	CM3-27-3ZX	CM4-36-4ZX	CM5-48-5ZX	CM5-48-5ZX
Power supply			208-230V-1-60Hz	208-230V-1-60Hz	208-230V-1-60Hz	208-230V_60Hz, 1Ph	208-230V_60Hz, 1Ph
Cooling	Capacity	Btu/h	19000	28000	36000	42000	48000
	EER	Btu	12.5	13	13.5	12.5	11.6
	SEER		21.5	22	21.5	22.3	21.5
Heating at 47F	Capacity	Btu/h	20000	31400	36000	48000	49000
	COP	W/W	3.4	3.5	3.8	3.59	3.59
	HSPF4		9.8	10.4	10.5	10.3	10.3
	HSPF5		8.5	9	8.5	8.6	8.6
Outdoor air flow		m3/h	3619	3619	7646	7650	7650
Outdoor air flow		CFM	2130	2130	4500	4500	4500
Outdoor noise level		dB(A)	63.4	62.3	64	64	64
Outdoor unit	Dimension(WxDxH)	inch	37.24x16.14x31.89	37.24x16.14x31.89	37.48x16.34x52.48	37.48x16.34x52.48	37.48x16.34x52.48
	Packing (WxDxH)	inch	42.91x19.69x34.45	42.91x19.69x34.45	43.11x19.49x58.27	43.11x19.49x58.27	43.11x19.49x58.27
	Net/Gross weight	lbs.	149.91/160.94	156.53/167.55	223.77/255.07	238.32/269.84	238.32/269.84
Refrigerant type		oz	R410A/98.8	R410A/105.8	R410A/162.3	R410A/162	R410A/162
Refrigerant precharge (Total pipe length)		ft	25	25	25	25	25
Additional charge for each ft		oz	0.161	0.161	0.32	0.32	0.32
Design pressure		PSIG	550/340	550/340	550/340	550/340	550/340
Refrigerant piping	Liquid side/ Gas side	inch	(1/4",3/8")*2	(1/4",3/8")*3	(1/4",3/8")*3+ (1/4",1/2")*2	(1/4",3/8")*3+ (1/4",1/2")*2	(1/4",3/8")*3+ (1/4",1/2")*2
	Max. length for all rooms	ft	197	262	262	262	262
	Max. length for one indoor unit	ft	98	115	115	115	115
	Max. height difference between indoor and outdoor	ft	49	49	49	49	49
	Max. height difference between indoor units	ft	33	33	33	33	33
Ambient temp.	Cooling	°F	-22-122	-22-122	-22-122	-22-122	-22-122
	Heating	°F	-22-86	-22-86	-22-86	-22-86	-22-86

For proper wiring sizes always refer to local codes



CM-X Series

Flex-Mount Ducted Outdoor Models Heat Pump

PRODUCT SPECIFICATIONS

Indoor Model No.			DUCT	DUCT	DUCT	DUCT	DUCT
Outdoor Model No.			CM2-18-2ZX	CM3-27-3ZX	CM4-36-4ZX	CM5-48-5ZX	CM5-48-5ZX
Power supply			208-230V_60Hz, 1Ph	208-230V_60Hz, 1Ph	208-230V_60Hz, 1Ph	208-230V_60Hz, 1Ph	208-230V_60Hz, 1Ph
Cooling	Capacity	Btu/h	18000	28000	36000	42000	48000
	EER	Btu	11.0	11.0	11.3	12.5	11.9
	SEER		18.0	21.0	19.0	20.6	20.2
Heating at 47F	Capacity	Btu/h	19000	28400	37000	49000	50000
	COP	W/W	3.48	3.63	3.74	3.86	3.86
	HSPF4		9.8	10.0	11	10.5	10.5
	HSPF5		8.4	8.0	9.3	8.2	8.2
Outdoor air flow		m3/h	3619	3619	7646	7650	7650
Outdoor air flow		CFM	2130	2130	4500	4500	4500
Outdoor noise level		dB(A)	63.4	62.3	64	64	64
Outdoor unit	Dimension(WxDxH)	inch	37.24x16.14x31.89	37.24x16.14x31.89	37.48x16.34x52.48	37.48x16.34x52.48	37.48x16.34x52.48
	Packing (WxDxH)	inch	42.91x19.69x34.45	42.91x19.69x34.06	43.11x19.49x58.27	43.11x19.49x58.27	43.11x19.49x58.27
	Net/Gross weight	lbs.	149.91/160.94	156.53/167.55	223.77/255.07	238.32/269.84	238.32/269.84
Refrigerant type		oz	R410A/98.8	R410A/105.8	R410A/162.3	R410A/162	R410A/162
Refrigerant precharge (Total pipe length)		ft	25	25	25	25	25
Additional charge for each ft		oz	0.161	0.161	0.32	0.32	0.32
Design pressure		PSIG	550/340	550/340	550/340	550/340	550/340
Refrigerant piping	Liquid side/ Gas side	inch	(1/4", 3/8")*2	(1/4", 3/8")*3	(1/4", 3/8")*3+ (1/4", 1/2")*1	(1/4", 3/8")*3+ (1/4", 1/2")*2	(1/4", 3/8")*3+ (1/4", 1/2")*2
	Max. length for all rooms	ft	197	262	262	262	262
	Max. length for one indoor unit	ft	98	115	115	115	115
	Max. height difference between indoor and outdoor	ft	49	49	49	49	49
	Max. height difference between indoor units	ft	33	33	33	33	33
Ambient temp.	Cooling	°F	-22~-122	-22~-122	-22~-122	-22~-122	-22~-122
	Heating	°F	-22~-86	-22~-86	-22~-86	-22~-86	-22~-86

For proper wiring sizes always refer to local codes

CXH Series

Flex-Mount High Wall Mount



PRODUCT SPECIFICATIONS

Indoor Model No.			CXH009CD(I)	CXH012CD(I)	CXH018CD(I)	CXH024CD(I)
Power supply			208-230V-1-60Hz	208-230V-1-60Hz	208-230V-1-60Hz	208-230V-1-60Hz
Cooling Capacity	Btu/h		9000	12000	18000	24000
Heating Capacity	Btu/h		9800	12000	18000	25000
Indoor air flow (Hi/Mi/Lo)	CFM		340/260/205	340/260/205	595/460/355	775/715/585
Indoor noise level (Hi/Mi/L.o)	dB(A)		43.3/36.2/29.1	43/36.2/29.3	46.6/38.6/30.5	50/44.7/39.4
Indoor unit	Dimension(WxDxH)	inch	32.87x7.80x11.02	32.87x7.80x11.02	38.98x8.58x12.40	46.69x10.16x13.39
	Packing (WxDxH)	inch	35.83x10.63x13.98	35.83x10.63x13.98	41.93x11.81x15.75	49.80x16.53x13.39
	Net/Gross weight	lbs.	19.8/25.4	19.8/25.4	26.9/34.8	40.1/50.3
Included Controller			Remote Control	Remote Control	Remote Control	Remote Control
Room temperature	Cooling	°F	62-90	62-90	62-90	62-90
	Heating	°F	32-86	32-86	32-86	32-86

For proper wiring sizes always refer to local codes

Flex-Mount Multi-Zone Combinations

CPA Series

Flex-Mount Fan Coil



PRODUCT SPECIFICATIONS

Indoor Type			Ducted			
Indoor Model No.			CPA-09B	CPA-12B	CPA-18B	CPA-24B
Power supply			208-230V-1-60Hz	208-230V-1-60Hz	208-230V-1-60Hz	208-230V-1-60Hz
Cooling Capacity	Btu/h		9000	12000	18000	24000
Heating Capacity	Btu/h		10000	12000	18000	24400
Indoor air flow (Hi/Med/Lo) (No duct)	CFM		353/283/177	353/283/177	530/450/371	776/694/435
ESP	Range	Pa	0-40	0-40	0-100	0-160
	Range	In. WG	0--0.16	0--0.16	0-0.40	0-0.64
Indoor noise level (Hi/Med/Lo)	dB(A)		38/25/32	38/26/33.5	39/37/35	44/--/--
Indoor unit	Dimension(WxDxH)(body)	inch	27.56x17.72x7.87	27.56x17.72x7.87	34.65x28.53x8.27	43x30x10
	Packing (WxDxH)(body)	inch	33.86x21.26x10.83	33.86x21.26x10.83	42.13x28.53x10.63	51x32x12
	Net/Gross weight(body)	lbs.	37.5/48.3	37.5/48.3	54/66	87/103
Design pressure	PSIG		550/340	550/340	550/340	550/340
Drainage water pipe diameter	Inch		OD 1"	OD 1"	OD 1"	OD 1"
Refrigerant piping	Liquid side/ Gas side	Inch	1/4"/3/8"	1/4"/1/2"	1/4"/1/2"	3/8"/5/8"
Included Controller			Wired Controller	Wired Controller	Wired Controller	Wired Controller
Room temperature	Cooling	°F	62-90	62-90	62-90	62-90
	Heating	°F	32-86	32-86	32-86	32-86

For proper wiring sizes always refer to local codes

FPA Series

Flex-Mount Floor/Ceiling



Flex-Mount Multi-Zone Combinations

PRODUCT SPECIFICATIONS

Indoor Type			Ducted	
Indoor Model No.			CPA-09B	CPA-12B
Power supply			208-230V-1-60Hz	208-230V-1-60Hz
Cooling Capacity		Btu/h	18000	24000
Heating Capacity		Btu/h	18000	24000
Indoor air flow (Hi/Med/Lo) (No duct)		CFM	666/595/525	880/770/650
ESP	Range	Pa	/	/
	Range	In. WG	/	/
Indoor noise level (Hi/Med/Lo)		dB(A)	47/44/39	58.5/55/52
(Standard pressure)**		dB(A)	47/44/39	58.5/55/52
Indoor unit	Dimension(WxDxH)(body)	inch	42.05x26.57x9.25	42.05x26.57x9.25
	Packing (WxDxH)(body)	inch	45.08x29.72x12.32	45.08x29.72x12.32
	Net/Gross weight(body)	lbs.	55.12/65.48	55.12/66.14
Design pressure		PSIG	550/340	550/340
Drainage water pipe diameter		Inch	1"	1"
Refrigerant piping	Liquid side/ Gas side	Inch	1/4"/3/8"	1/4"/1/2"
Included Controller			Remote Control	Remote Control
Room temperature	Cooling	°F	62-90	62-90
	Heating	°F	32-86	32-86

For proper wiring sizes always refer to local codes

TPA Series



Flex-Mount Cassette Type Heat Pump | 9,000 - 24,000 Btu/h Flex-Mount Multi-Zone Combinations

PRODUCT SPECIFICATIONS

Indoor Type		Cassette				
Indoor Model No.		TPA-09	TPA-12	TPA-18	TPA-24	
Power supply		208-230V-1-60Hz	208-230V-1-60Hz	208-230V-1-60Hz	208-230V-1-60Hz	
Cooling Capacity	Btu/h	9000	12000	18000	24000	
Heating Capacity	Btu/h	10000	12000	18000	24400	
Indoor air flow (Hi/Med/Lo) (No duct)	CFM	353/306/271	338/288/248	562/485/439	820/740/590	
Indoor noise level (Hi/Med/Lo)	dB(A)	47/44/39	58.5/55/52	46/43/41	51/47/43	
Indoor unit	Dimension(WxDxH)(body)	inch	22.44x22.44x10.24	22.44x22.44x10.24	22.44x22.44x10.24	33.07x33.07x8.07
	Packing (WxDxH) (body)	inch	25.79x25.79x11.42	25.79x25.79x11.42	25.79x25.79x11.42	35.43x35.43x8.86
	Dimension(WxDxH)(panel)	inch	25.47x25.47x1.97	25.47x25.47x1.97	25.47x25.47x1.97	37.4x37.4x2.17
	Packing (WxDxH)(panel)	inch	28.15x28.15x4.84	28.15x28.15x4.84	28.15x28.15x4.84	40.75x40.75x3.54
	Net/Gross weight (body)	lbs.	35.27/41.88	35.27/41.88	39.68/46.3	45.19/52.91
	Net/Gross weight (panel)	lbs.	5.51/9.92	5.51/9.92	5.51/9.92	11.02/17.64
Design pressure	PSIG	550/340	550/340	550/340	550/340	
Drainage water pipe diameter	Inch	OD 1"	OD Φ 1"	OD 1"	OD 1"-1/4"	
Refrigerant piping	Liquid side/ Gas side	Inch	1/4"/3/8"	1/4"/1/2"	3/8"/5/8"	
Included Controller		Remote Control	Remote Control	Remote Control	Remote Control	
Room temperature	Cooling	°F	62~90	62~90	62~90	62~90
	Heating	°F	32~86	32~86	32~86	32~86

For proper wiring sizes always refer to local codes

AHU Series



Ducted | Indoor/Outdoor Models Heat Pump

PRODUCT SPECIFICATIONS

Indoor Model No.		AHU24	
Power supply	V- Ph-Hz		208-230V-1-60Hz
Cooling	Cooling	Btu/h	22000
Heating	Capacity	Btu/h	26000
Indoor air flow (Hi/Mi/Lo)		CFM	882.35/764.71/588.24
ESP	Range	Pa	0-200
	Range	In. wg.	0-0.8
Indoor noise level (Hi/Mi/Lo)		dB(A)	43/40.5/35
24V thermostat by others	Dimension(WxDxH)	inch	20.98x19.61x48.82
	Packing (WxDxH)	inch	51.18x22.44x24.61
	Net/Gross weight	lbs.	141.09/156.09
Design pressure		PSIG	550/340
Refrigerant piping	Liquid side/ Gas side	inch	3/8"/5/8"
Room temperature	Cooling	°F	62~90
	Heating	°F	32~86
Thermostat Type	24V Thermostat		24V Thermostat

For proper wiring sizes always refer to local codes



Specs at a Glance

CIM COOLING ONLY MODELS								
ComfortStar Indoor Model No.	ComfortStar Outdoor Model No.	Min. Power Supply Wire Size (AWG)	Min. Inter-Connecting Wire Size (AWG)	Breaker Size (A)	Piping Sizes (in)	Max. Allowable Piping Length (ft)	Minimum Piping Lengths (ft)	Max. Allowable Elevation Difference(ft)
CIM12CA(I)	CIM12CA(O)	12*3	16*4, Stranded	20	1/4", /1/2"	82	12	33
CIM09CD(I)	CIM09CD(O)	12*3	16*4, Stranded	15	1/4", /3/8"	82	12	33
CIM12CD(I)	CIM12CD(O)	12*3	16*4, Stranded	15	1/4", /1/2"	82	12	33
CIM18CD(I)	CIM18CD(O)	12*3	16*4, Stranded	20	1/4", /1/2"	98	12	66
CIM24CD(I)	CIM24CD(O)	12*3	16*4, Stranded	25	3/8", /5/8"	164	12	82

SINGLE ZONE WALL MOUNTED								
ComfortStar Indoor Model No.	ComfortStar Outdoor Model No.	Min. Power Supply Wire Size (AWG)	Min. Inter-Connecting Wire Size (AWG)	Breaker Size (A)	Piping Sizes (in)	Max. Allowable Piping Length (ft)	Minimum Piping Lengths (ft)	Max. Allowable Elevation Difference(ft)
CXH009CA(I)	CPP09CA(O)-B	12*3	16*4, Stranded	20	1/4", 1/2"	82	12	33
CXH012CA(I)	CPP12CA(O)-B	12*3	16*4, Stranded	20	1/4", 1/2"	82	12	33
CXH009CD(I)	CPP009CD(O)	12*3	16*4, Stranded	15	1/4", 3/8"	82	12	33
CXH012CD(I)	CPP012CD(O)	12*3	16*4, Stranded	15	1/4", 1/2"	82	12	33
CXH018CD(I)	CPP018CD(O)	12*3	16*4, Stranded	20	1/4", 1/2"	98	12	66
CXH024CD(I)	CPP024CD(O)	12*3	16*4, Stranded	25	3/8", 5/8"	164	12	82

GOLD HI WALL MODEL - CPG								
ComfortStar Indoor Model No.	ComfortStar Outdoor Model No.	Min. Power Supply Wire Size (AWG)	Min. Inter-Connecting Wire Size (AWG)	Breaker Size (A)	Piping Sizes (in)	Max. Allowable Piping Length (ft)	Minimum Piping Lengths (ft)	Max. Allowable Elevation Difference(ft)
CPG009CA(I)-B	CPG009CA(O)-B	12*3	16*4, Stranded	20	1/4", /3/8"	82	12	33
CPG012CA(I)-B	CPG012CA(O)-B	12*3	16*4, Stranded	20	1/4", /1/2"	82	12	33
CPG009CD(I)-B	CPG009CD(O)-B	12*3	16*4, Stranded	15	1/4", /3/8"	82	12	33
CPG012CD(I)-B	CPG012CD(O)-B	12*3	16*4, Stranded	15	1/4", /1/2"	82	12	33
CPG018CD(I)-B	CPG018CD(O)-B	12*3	16*4, Stranded	20	1/4", /1/2"	98	12	66
CPG024CD(I)-B	CPG024CD(O)-B	12*3	16*4, Stranded	25	3/8", /5/8"	164	12	82
CPG030CD(I)	CPG030CD(O)	12*3	16*4, Stranded	30	3/8", /5/8"	164	12	82
CPG036CD(I)	CPG036CD(O)	12*3	16*4, Stranded	35	3/8", /5/8"	213	12	98

Specs at a Glance

CIM COOLING ONLY MODELS							
ComfortStar Indoor Model No.	ComfortStar Outdoor Model No.	Factory Refrigerant Charge (ft)	Refrigerant Adjustment Factor (oz. per foot)	Drain Pipe Size(in)	SEER	EER	HSPF
CIM12CA(I)	CIM12CA(O)	25	0.16	3/4"	16.5	10	NA
CIM09CD(I)	CIM09CD(O)	25	0.16	3/4"	19	11.1	NA
CIM12CD(I)	CIM12CD(O)	25	0.16	3/4"	19	11.1	NA
CIM18CD(I)	CIM18CD(O)	25	0.16	3/4"	20	10.8	NA
CIM24CD(I)	CIM24CD(O)	25	0.16	3/4"	19	10.9	NA

GOLD Hi Wall Model - CPG							
ComfortStar Indoor Model No.	ComfortStar Outdoor Model No.	Factory Refrigerant Charge (ft)	Refrigerant Adjustment Factor (oz. per foot)	Drain Pipe Size(in)	SEER	EER	HSPF
CPG009CA(I)-B	CPG009CA(O)-B	25	0.16	3/4"	19	11.5	10
CPG012CA(I)-B	CPG012CA(O)-B	25	0.16	3/4"	19	10.5	9.5
CPG009CD(I)-B	CPG009CD(O)-B	25	0.16	3/4"	18	11	9.5
CPG012CD(I)-B	CPG012CD(O)-B	25	0.16	3/4"	19	11.1	9
CPG018CD(I)-B	CPG018CD(O)-B	25	0.16	3/4"	19	11.1	9.5
CPG024CD(I)-B	CPG024CD(O)-B	25	0.32	3/4"	17	9.6	9.5
CPG030CD(I)	CPG030CD(O)	25	0.32	3/4"	18	10.5	9.6
CPG036CD(I)	CPG036CD(O)	25	0.32	3/4"	16	8.5	10

SINGLE ZONE WALL MOUNTED							
ComfortStar Indoor Model No.	ComfortStar Outdoor Model No.	Factory Refrigerant Charge (ft)	Refrigerant Adjustment Factor (oz. per foot)	Drain Pipe Size(in)	SEER	EER	HSPF
CXH009CA(I)	CPP09CA(O)-B	25	0.16	3/4"	25.5	15.5	11.5
CXH012CA(I)	CPP12CA(O)-B	25	0.16	3/4"	22	13	10.2
CXH009CD(I)	CPP009CD(O)	25	0.16	3/4"	23.5	14.9	10.8
CXH012CD(I)	CPP012CD(O)	25	0.16	3/4"	22.7	13.7	11.0
CXH018CD(I)	CPP018CD(O)	25	0.16	3/4"	21	13.0	10.4
CXH024CD(I)	CPP024CD(O)	25	0.32	3/4"	20.7	13.7	11.5

Specs at a Glance

FLOOR/CEILING - FPA

ComfortStar Indoor Model No.	ComfortStar Outdoor Model No.	Min. Power Supply Wire Size (AWG)	Min. Inter-Connecting Wire Size(AWG)	Breaker Size(A)	Piping Sizes (in)	Max. Allowable Piping Length (ft)	Minimum Piping Lengths (ft)	Max. Allowable Elevation Difference(ft)
FPA-18	CPP018CD(O)	12*3	16*4, Stranded	15.0	1/4", 1/2"	98	12	66
FPA-24	CPP024CD(O)	12*3	16*4, Stranded	18.0	3/8", 5/8"	164	12	82
FPA-36DU	CPP036CD(O)-DU	12*3	16*3, Stranded+22*2 Shielded	30.0	3/8", 5/8"	213	12	98
FPA-48DU	CPP048CD(O)-DU	10*3		35	3/8", 5/8"	213	12	98
FPA-60DU	CPP060CD(O)-DU	10*3		36	3/8", 3/4"	213	12	98

CASSETTE - TPA

ComfortStar Indoor Model No.	ComfortStar Outdoor Model No.	Min. Power Supply Wire Size (AWG)	Min. Inter-Connecting Wire Size(AWG)	Breaker Size(A)	Piping Sizes (in)	Max. Allowable Piping Length (ft)	Minimum Piping Lengths (ft)	Max. Allowable Elevation Difference(ft)
FPA-09	CPP009CD(O)	12*3	16*4, Stranded	10.0	1/4", 3/8"	82	12	33
FPA-12	CPP012CD(O)	12*3	16*4, Stranded	12.0	1/4", 1/2"	82	12	33
FPA-18	CPP018CD(O)	12*3	16*4, Stranded	15.0	1/4", 1/2"	98	12	66
FPA-24	CPP024CD(O)	12*3	16*4, Stranded	18.0	3/8", 5/8"	164	12	82
FPA-36DU	CPP036CD(O)-DU	12*3	16*3, Stranded + 22*2 Shielded	30.0	3/8", 5/8"	213	12	98
FPA-48DU	CPP048CD(O)-DU	10*3		35	3/8", 5/8"	213	12	98

FAN COIL - CPA

ComfortStar Indoor Model No.	ComfortStar Outdoor Model No.	Min. Power Supply Wire Size (AWG)	Min. Inter-Connecting Wire Size(AWG)	Breaker Size(A)	Piping Sizes (in)	Max. Allowable Piping Length (ft)	Minimum Piping Lengths (ft)	Max. Allowable Elevation Difference(ft)
CPA-09B	CPP009CD(O)	12*3	16*4, Stranded	10.0	1/4", 3/8"	82	12	33
CPA-12B	CPP012CD(O)	12*3	16*4, Stranded	12.0	1/4", 1/2"	82	12	33
CPA-18B	CPP018CD(O)	12*3	16*4, Stranded	15.0	1/4", 1/2"	98	12	66
CPA-24B	CPP024CD(O)	12*3	16*4, Stranded	18.0	3/8", 5/8"	164	12	82
CPA-36DUB	CPP036CD(O)-DU	12*3	16*3, Stranded+22*2 Shielded	30.0	3/8", 5/8"	213	12	98
CPA-48DUB	CPP048CD(O)-DU	10*3		35	3/8", 5/8"	213	12	98
CPA-60DU	CPP060CD(O)-DU	10*3		36	3/8", 3/4"	213	12	98

DUCTED - AHU

ComfortStar Indoor Model No.	ComfortStar Outdoor Model No.	Min. Power Supply Wire Size (AWG)	Min. Inter-Connecting Wire Size(AWG)	Breaker Size(A)	Piping Sizes (in)	Max. Allowable Piping Length (ft)	Minimum Piping Lengths (ft)	Max. Allowable Elevation Difference(ft)
CPA-09B	CPP024CD(O)	12*3	16*4, Stranded	18.0	3/8", 5/8"	164	12	82
CPA-12B	CPP036CD(O)-DUB	12*3	16*4, Stranded	30.0	3/8", 5/8"	213	12	98
CPA-18B	CPP048CD(O)-DUB	10*3	16*4, Stranded	35	3/8", 5/8"	213	12	98

Specs at a Glance

FLOOR/CEILING - FPA

ComfortStar Indoor Model No.	ComfortStar Outdoor Model No.	Factory Refrigerant Charge (ft)	Refrigerant Adjustment Factor (oz. per foot)	Drain Pipe Size(in)	SEER	EER	HSPF
FPA-18	CPP018CD(0)	25	0.16	3/4"	20	12.5	10.5
FPA-24	CPP024CD(0)	25	0.32	3/4"	20	12.5	11
FPA-36DU	CPP036CD(0)-DU	25	0.32	3/4"	16	8.0	10
FPA-48DU	CPP048CD(0)-DU	25	0.32	3/4"	17.8	9.3	11
FPA-60DU	CPP060CD(0)-DU	25	0.32	3/4"	18	9.8	10.5

CASSETTE - TPA

ComfortStar Indoor Model No.	ComfortStar Outdoor Model No.	Factory Refrigerant Charge (ft)	Refrigerant Adjustment Factor (oz. per foot)	Drain Pipe Size(in)	SEER	EER	HSPF
TPA-09	CPP009CD(0)	25	0.16	3/4"	20	13	10.5
TPA-12	CPP012CD(0)	25	0.16	3/4"	21.50	14	10.5
TPA-18	CPP018CD(0)	25	0.16	3/4"	20	12.5	10.3
TPA-24	CPP024CD(0)	25	0.32	3/4"	20	12.5	10.5
TPA-36DU	CPP036CD(0)-DU	25	0.32	3/4"	17.50	9	10.5
TPA-48DU	CPP048CD(0)-DU	25	0.32	3/4"	16.80	9.5	11

FAN COIL - CPA

ComfortStar Indoor Model No.	ComfortStar Outdoor Model No.	Factory Refrigerant Charge (ft)	Refrigerant Adjustment Factor (oz. per foot)	Drain Pipe Size(in)	SEER	EER	HSPF
CPA-09B	CPP009CD(0)	25	0.16	3/4"	25.5	13.5	11.5
CPA-12B	CPP012CD(0)	25	0.16	3/4"	21.5	12.5	11.5
CPA-18B	CPP018CD(0)	25	0.16	3/4"	19	12.5	10.5
CPA-24B	CPP024CD(0)	25	0.32	3/4"	21.5	12.5	11
CPA-36DUB	CPP036CD(0)-DU	25	0.32	3/4"	16.5	9	11.5
CPA-48DUB	CPP048CD(0)-DU	25	0.32	3/4"	17.4	9.2	10.3
CPA-60DU	CPP060CD(0)-DU	25	0.32	3/4"	18	10	9.0

DUCTED - AHU

ComfortStar Indoor Model No.	ComfortStar Outdoor Model No.	Factory Refrigerant Charge (ft)	Refrigerant Adjustment Factor (oz. per foot)	Drain Pipe Size(in)	SEER	EER	HSPF
AHU24	CPP024CD(0)	25	32	3/4"	20.8	12.5	10.4
AHU36	CPP036CD(0)-DUB	25	32	3/4"	16.5	8.5	10
AHU48	CPP048CD(0)-DUB	25	32	3/4"	16	8	9.5

Specs at a Glance

Hi-HEAT • SINGLE ZONE WALL MOUNTED

ComfortStar Indoor Model No.	ComfortStar Outdoor Model No.	Min. Power Supply Wire Size (AWG)	Min. Inter-Connecting Wire Size(AWG)	Breaker Size(A)	Piping Sizes (in)	Max. Allowable Piping Length (ft)	Minimum Piping Lengths (ft)	Max. Allowable Elevation Difference(ft)
CXH009CD(I)	CXH09CD(O)	12*3	16*4, Stranded	15	1/4", 3/8"	82	12	33
CXH012CD(I)	CXH12CD(O)	12*3	16*4, Stranded	15	1/4", 1/2"	82	12	33
CXH018CD(I)	CXH18CD(O)	12*3	16*4, Stranded	25	1/4", 1/2"	98	12	66
CXH024CD(I)	CXH24CD(O)	12*3	16*4, Stranded	30	3/8", 5/8"	164	12	82

DUCTED - AHU

FPA-18	CXH18CD(O)	12*3	16*4, Stranded	18	1/4", 1/2"	98	12	66
FPA-24	CXH24CD(O)	12*3	16*4, Stranded	30	3/8", 5/8"	164	12	82
FPA-48DU	CXH048CD(O)-DU	10*3	16*4, Stranded	50	3/8", 5/8"	213	12	98

Hi-HEAT • SINGLE ZONE CASSETTE

TPA-09	CXH09CD(O)	12*3	16*4, Stranded	15	1/4", 3/8"	82	12	33
TPA-12	CXH12CD(O)	12*3	16*4, Stranded	15	1/4", 1/2"	82	12	33
TPA-18	CXH18CD(O)	12*3	16*4, Stranded	25	1/4", 1/2"	98	12	66
TPA-24	CXH24CD(O)	12*3	16*4, Stranded	30	3/8", 5/8"	164	12	82
TPA-48DU	CXH048CD(O)-DU	12*3	16*4, Stranded	50	3/8", 3/4"	213	12	98

Hi-HEAT • SINGLE ZONE FAN COIL

CPA-09B	CXH09CD(O)	12*3	16*4, Stranded	15	1/4", 3/8"	82	12	33
CPA-12B	CXH12CD(O)	12*3	16*4, Stranded	15	1/4", 1/2"	82	12	33
CPA-18B	CXH18CD(O)	12*3	16*4, Stranded	25	1/4", 1/2"	98	12	66
CPA-24B	CXH24CD(O)	12*3	16*4, Stranded	30	3/8", 5/8"	164	12	82
CPA-48DUB	CXH048CD(O)-DU	12*3	16*4, Stranded	50	3/8", 3/4"	213	12	98

MULTI-ZONE

	ComfortStar Outdoor Model No.	Min. Power Supply Wire Size (AWG)	Min. Inter-Connecting Wire Size(AWG)	Breaker Size(A)	Piping Sizes (in)	Max. Allowable Piping Length (ft)	Minimum Piping Lengths (ft)	Max. Allowable Elevation Difference(ft)
Regular model	CM2-18-2Z	12*3	16*4, Stranded	25.0	(1/4"/3/8")*2	66 for 1 IDU 98 for sum up	9	1) 33 for ODU higher than IDU 2) 49forODUlower than IDU 3) 33 between IDU and IDU
	CM3-27-3Z	12*3	16*4, Stranded	35.0	(1/4"/3/8")*3	82 for 1 IDU for 148 sum up	9	
	CM4-48-4Z	10*3	16*4, Stranded	45.0	(1/4"/3/8")*3 & (1/4"/1/2")*1	98 for 1 IDU 197 for sum up	9	
	CM5-54-5Z	10*3	16*4, Stranded	50.0	(1/4"/3/8")*3 & (1/4"/1/2")*2	98 for 1 IDU 246 for sum up	9	
Hi Heat Model	CM2-18-2ZX	12*3	16*4, Stranded	35.0	(1/4"/3/8")*2	82 for 1 IDU for 148 sum up	9	1) 33 for ODU higher than IDU 2) 49forODUlower than IDU 3) 33 between IDU and IDU
	CM3-27-3ZX	10*3	16*4, Stranded	45.0	(1/4"/3/8")*2 & (1/4"/1/2")*1	98 for 1 IDU 197 for sum up	9	
	CM4-36-4ZX	10*3	16*4, Stranded	50.0	(1/4"/3/8")*2 & (1/4"/1/2")*2	98 for 1 IDU 246 for sum up	9	
	CM5-48-5ZX	10*3	16*4, Stranded	50.0	(1/4"/3/8")*3 & (1/4"/1/2")*2	98 for 1 IDU 246 for sum up	9	

Specs at a Glance

Hi-HEAT • SINGLE ZONE WALL MOUNTED

ComfortStar Indoor Model No.	ComfortStar Outdoor Model No.	Factory Refrigerant Charge (ft)	Refrigerant Adjustment Factor (oz. per foot)	Drain Pipe Size(in)	SEER	EER	HSPF
CXH009CD(I)	CXH09CD(O)	25	0.16	3/4"	25	14.5	11.2
CXH012CD(I)	CXH12CD(O)	25	0.16	3/4"	22.5	13	12
CXH018CD(I)	CXH18CD(O)	25	0.16	3/4"	20	12.5	10.3
CXH024CD(I)	CXH24CD(O)	25	0.32	3/4"	20.5	13	11.5

Hi-HEAT • FLOOR/CEILING

FPA-18	CXH18CD(O)	25	0.16	3/4"	19.9	12.5	10.6
FPA-24	CXH24CD(O)	25	0.32	3/4"	20	11.5	11.5
FPA-48DU	CXH048CD(O)-DU	25	0.32	3/4"	17	8.20	10.8

Hi-HEAT • SINGLE ZONE CASSETTE

TPA-09	CXH09CD(O)	25	0.16	3/4"	20	13.0	10.8
TPA-12	CXH12CD(O)	25	0.16	3/4"	19.5	12.5	10.6
TPA-18	CXH18CD(O)	25	0.16	3/4"	20	12.5	10.5
TPA-24	CXH24CD(O)	25	0.16	3/4"	20	11	11.5
TPA-48DU	CXH048CD(O)-DU	25	0.16	3/4"	16.5	8.30	10.7

Hi-HEAT • SINGLE ZONE CASSETTE

TPA-09	CXH09CD(O)	25	0.16	3/4"	23	13.5	12
TPA-12	CXH12CD(O)	25	0.16	3/4"	20.5	12.5	11
TPA-18	CXH18CD(O)	25	0.16	3/4"	20	12.5	11
TPA-24	CXH24CD(O)	25	0.16	3/4"	20.5	12.5	12.5
TPA-48DU	CXH048CD(O)-DU	25	0.16	3/4"	16	8.7	11.1

MULTI-ZONE

ComfortStar Outdoor Model No.	Factory Refrigerant Charge (ft)	Refrigerant Adjustment Factor (oz. per foot)	Drain Pipe Size(in)	SEER Non-Ducted	EER Non-Ducted	HSPF Non-Ducted	SEER Ducted	EER Ducted	HSPF Ducted
CM2-18-2Z	25*2	0.16	refer IDU	22.5	12.5	10.3	18.5	11.8	10
CM2-27-3Z	25*3	0.16	refer IDU	23	12.5	10.3	21	11	10
CM2-48-4Z	25*4	0.16	refer IDU	22.5	11.5	10.2	21	10	10
CM2-54-5Z	25*5	0.16	refer IDU	22.4	12.5	10.2	20.5	10.1	11.5

CM2-18-2ZX	25*2	0.16	refer IDU	21.5	12.5	9.8	18.0	11.0	9.8
CM2-27-3ZX	25*3	0.16	refer IDU	22	13	10.4	21.0	11.0	10.0
CM2-36-4ZX	25*4	0.16	refer IDU	21.5	13.5	10.5	19.0	11.3	11
CM2-48-5ZX	25*4	0.16	refer IDU	21.5	11.6	10.3	20.2	11.9	10.5

ComfortStar®



PRODUCT CATALOG

Ductless Mini-Splits, Light Commercial and Multi-Zone Systems



ALEGRIA  **SERIES**

| Gold | Platinum | Hi-Heat

12201 N. W. 107TH AVENUE, MEDLEY, FL 33178

TOLL FREE: 1-866-524-9898 | PHONE: 305-500-9898 | FAX: 305-500-9896

All rights reserved. Printed in the United States of America. This publication is protected by Copyright and permission must be obtained by eAir, LLC prior to any reproduction or transmission in any form or by any means, electronic, mechanical, photocopying, recording or likewise. Warranty registration required in California and Quebec, Canada.

ALEGRIA-2021

e-mail: info@comfortstarusa.com | www.comfortstarusa.com