

SUBMITTAL DATA SHEET

Heat Pump System

Location: _____
 Engineer: _____
 Submitted to: _____
 Submitted by: _____
 Reference: _____

Approval: _____
 Date: _____
 Construction: _____
 Unit #: _____
 Drawing #: _____

Set Code	22020330000141
Set Model	32HP09CD35
Certified	AHRI  UL 



Performance data

Power supply	V-Ph-Hz	208/230V, 1Ph, 60Hz
Capacity	Btu/h	9300/9200
EER	W/W	11.4
Input	W	820/810
Current	A	4.2/4.6

Heating(PTC)

Capacity	Btu/h	10900/8900
Input(Heater)	W	3500/2897
Current	A	15.3/13.7

Heating(PTC) optional 2500W

Capacity	Btu/h	7800/6300
Input(Heater)	W	2580/2150
Current	A	11.3/10.3

Indoor side fan motor

Model		ZKFP-25-8-157L
Cooling Speed(hi/lo)		930/800
Heating Speed(hi/lo)	r/min	1110/1020
Insulation class		B
Waterproofing class		IP20

Outdoor side fan motor

Model		YKT-37-4-203L
Input	W	71
Capacitor	uF	3
Speed(hi/mi/lo)	r/min	1365
Capacitor class		S3
Insulation class		B

Heating(Heat pump)(Standard conditions)

Capacity	Btu/h	8100/7900
Input	W	720/690
Current	A	3.9/4.3
COP	W/W	3.40

Electrical

Starting current	A	33.9
Starting current optional 2500W	A	45.9
Plug type		LCDI(6-20P)
Plug type optional 2500W		LCDI(6-15P)

Compressor

Model		KSN82N13VDZB1
Type		ROTARY
Brand		GMCC
Capacity	W	2970/3015 ±3%
Input	W	710/718 ±3%
Rated current	A	3.45/3.15 ±3%
Locked rotor Amp(LRA)	A	20 ±10%
Thermal protector		/
Thermal protector position		INTERNAL
Capacitor	uF	20
Refrigerant oil/oil charge	ml	ESTER OIL VG68:270±10

Air flow and noise level

Indoor side air flow(Hi/Mi/Lo)	m3/h	617/0/510
Indoor side noise level (Hi/Mi/Lo)	dB(A)	50/0/49.5
Outdoor side noise level(Hi)	dB(A)	64


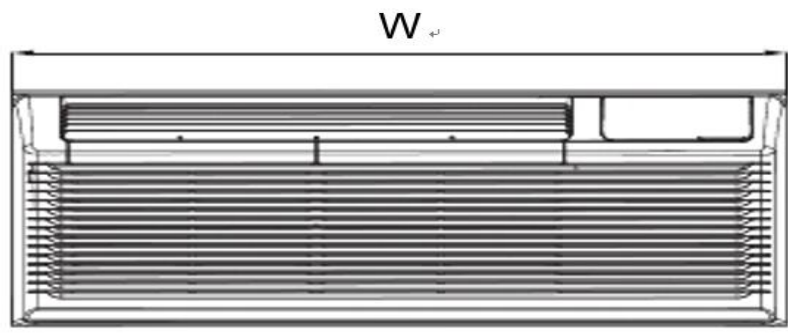
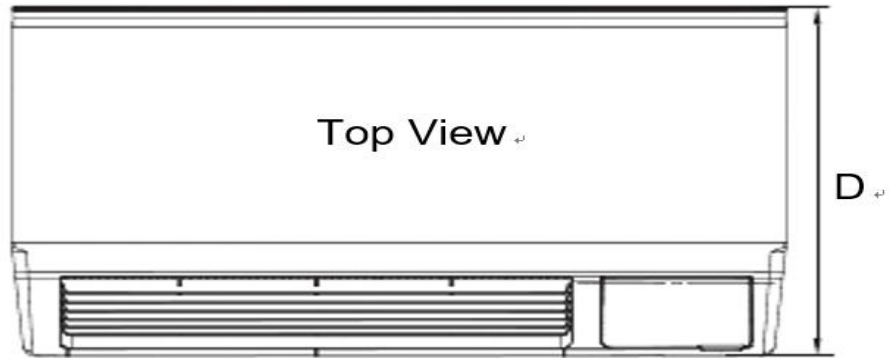
System data

Refrigerant type (R32)	Refrigerant type	R32
	kg	0.43
	oz(1kg=35.274oz)	15.17
Design pressure(145psi=1MPa)(L/H)	psi	300/580

Dimension and Weight

Dimension(W*D*H)	mm	1067x532x406
	in	42.01x20.94x15.98
Packing (W*D*H)	mm	1130x625x490
	in	44.49x24.61x19.29
Net/Gross weight	kg	45/49
	lb	99.21/108.03

Unit dimension



Dimension 1 (no sleeve, no rear grille, no rear net)

Model	W(inch)	D(inch)	H(inch)
32AC07CD35	42	20.9	15.9
32HP07CD35	42	20.9	15.9
32AC09CD35(KSN66)	42	20.9	15.9
32HP09CD35(KSN71)	42	20.9	15.9
32AC09CD35(KSN71)	42	20.9	15.9
32HP09CD35(KSN82)	42	20.9	15.9
32HP09SD35	42	20.9	15.9
32AC12CD35(cooling input:1030,1010)	42	20.9	15.9
32HP12CD35(cooling input:1030,1010)	42	20.9	15.9
32AC12CD35(cooling input:1080,1060)	42	20.9	15.9
32HP12CD35(cooling input:1040,1020)	42	20.9	15.9
32HP12SD35	42	20.9	15.9
32AC15CD35	42	20.9	15.9
32HP15CD35	42	20.9	15.9

Dimension 1 (include sleeve, rear grille, and rear net)

Model	W(inch)	D(inch)	H(inch)
32AC07CD35	42	23.9	16
32HP07CD35	42	23.9	16
32AC09CD35(KSN66)	42	23.9	16
32HP09CD35(KSN71)	42	23.9	16
32AC09CD35(KSN71)	42	23.9	16
32HP09CD35(KSN82)	42	23.9	16
32HP09SD35	42	23.9	16
32AC12CD35(cooling input:1030,1010)	42	23.9	16
32HP12CD35(cooling input:1030,1010)	42	23.9	16
32AC12CD35(cooling input:1080,1060)	42	23.9	16
32HP12CD35(cooling input:1040,1020)	42	23.9	16
32HP12SD35	42	23.9	16
32AC15CD35	42	23.9	16
32HP15CD35	42	23.9	16