

SUBMITTAL DATA SHEET


ComfortStar®

CARAT24CD-HP	
Location: _____ Engineer: _____ Submitted to: _____ Submitted by: _____ Reference: _____	Approval: _____ Date: _____ Construction: _____ Unit #: _____ Drawing #: _____

Set Model
 Indoor unit model CARAT24CD(I)-HP
 Outdoor unit model CARAT24CD(O)-HP

Certified

AHRI	
UL	



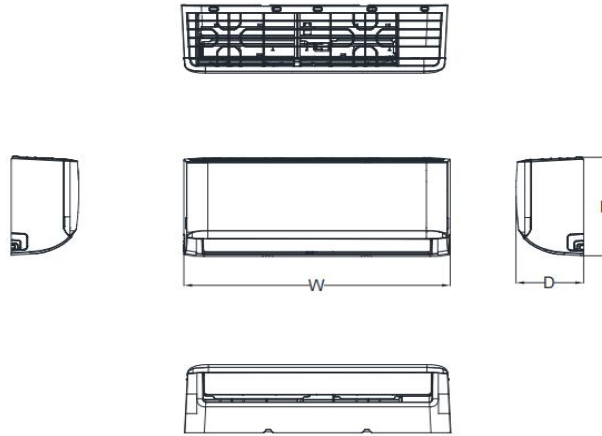
SYSTEM PERFORMANCE DATA		
Cooling (Standard conditions)		
Power supply	V-Ph-Hz	208/230V,1Ph,60HZ
Capacity	Btu/h	24000
Range	Btu/h	6200~24600
Input	W	2520
Range	W	292~2900
Current	A	11.2
Range	A	1.95~12.7
EER	Btu/w	9.5
EER2	Btu/w	9.5
SEER	Btu/w	18.5
SEER2	Btu/w	18.5
Heating (Standard conditions)		
Capacity	Btu/h	24000
Range	Btu/h	6800~26800
Input	W	2320
Range	W	437~2900
Current	A	10.25
Range	A	2.88~12.7
COP	W/W	3.03
HSPF		10
HSPF2		8.6
Rated Power Input	W	3700
Rated Current	A	16

INDOOR UNIT DATA		
Indoor fan motor		
Model		ZKFP-58-8-1-5
Input	W	58
Speed(Hi/Mi/Lo)	r/min	1200/1080/600
Indoor air flow (Hi/Mi/Lo)	m3/h	929/684/562
	CFM	546/402/331
Indoor noise level (Hi/Mi/Lo)	dB(A)	45/39.5/36
Indoor unit dimension		
Dimension(W*D*H)	mm	1082x234x337
	inch	42.60x9.21x13.27
Packing (W*D*H)	mm	1155x415x315
	inch	45.47x16.34x12.40
Net/Gross weight	kg	13.6/17.2
	lbs	29.98/37.92

REFRIGERANT PIPE DATA		
Compressor		
Model		KTM240D43UKT
Type		Twin-ROTARY
Brand		GMCC
Capacity	W	7600
Input	W	2045
Rated current(RLA)	A	9.30
Refrigerant oil/oil charge	ml	ESTER OIL VG74 620
Refrigerant type		
	kg	R410A/1.78
	oz	R410A/62.83
Refrigerant piping		
Liquid side/ Gas side	mm(inch)	9.52mm(3/8in)/15.9mm(5/8in)
Max. refrigerant pipe length	m	50
	inch	1968.50
Max. difference in level	m	25
	inch	984.25
Application area (Cooling Standard)		
	m2	32~47
	ft2	344.44-505.9

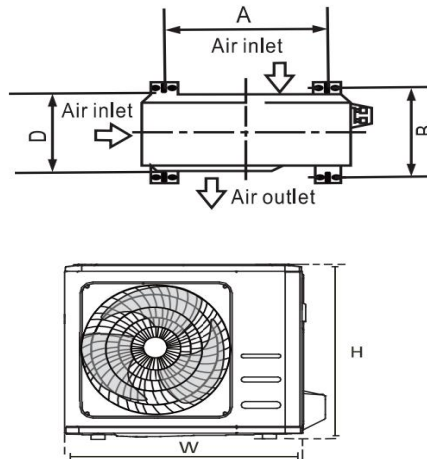
OUTDOOR UNIT DATA		
Outdoor fan motor		
Model		ZKFN-80-8-3
Input	W	/
Speed	r/min	810/720
Outdoor air flow	m3/h	3000
	CFM	1765.7
Outdoor noise level	dB(A)	60
Outdoor unit dimension		
Dimension(W*D*H)	mm	890x342x673
	inch	35.04x13.46x26.50
Packing (W*D*H)	mm	1030x438x750
	inch	40.55x17.24x29.53
Net/Gross weight	kg	44.4/49.5
	lbs	97.99/109.13

Indoor unit dimension



Capacity	Body Code	W(mm/inch)	D(mm/inch)	H(mm/inch)
6K~11K	A	729/28.7	200/7.87	292/11.5
8K~14K	B	802/31.57	200/7.87	295/11.61
12K~21K	C	971/38.23	228/8.98	321/12.64
18K~28K	D	1082/42.6	234/9.21	337/13.27
27K~36K	F	1259/49.57	283/11.14	362/14.25

Outdoor unit dimension



Outdoor Unit Dimensions (mm) W x H x D	Mounting Dimensions	
	Distance A (mm)	Distance B (mm)
681x434x285 (26.8"x17"x11.2")	460 (18.10")	292 (11.49")
700x550x270 (27.5"x21.6"x10.62")	450 (17.7")	260 (10.24")
700x550x275 (27.5"x21.6"x10.82")	450 (17.7")	260 (10.24")
720x495x270 (28.3"x19.5"x10.6")	452 (17.7")	255 (10.0")
728x555x300 (28.66"x21.85"x11.81")	452 (17.79")	302(11.89")
770x555x300 (30.3"x21.85"x11.81")	487 (19.2")	298 (11.73")
800x554x333 (31.5"x21.8"x13.1")	514 (20.24")	340 (13.39")
845x702x363 (33.25"x27.63"x14.29")	540 (21.26")	350 (13.8")
946x810x420 (37.21"x31.9"x16.53")	673 (26.5")	403 (15.87")