



SUBMITTAL DATA SHEET

ComfortStar®

CT32-18CD	
Location: _____ Engineer: _____ Submitted to: _____ Submitted by: _____ Reference: _____	Approval: _____ Date: _____ Construction: _____ Unit #: _____ Drawing #: _____

Set Model
 Indoor unit model CT32-18CD (I)
 Outdoor unit model CT32-18CD (O)

Certified

AHRI	
ETL	



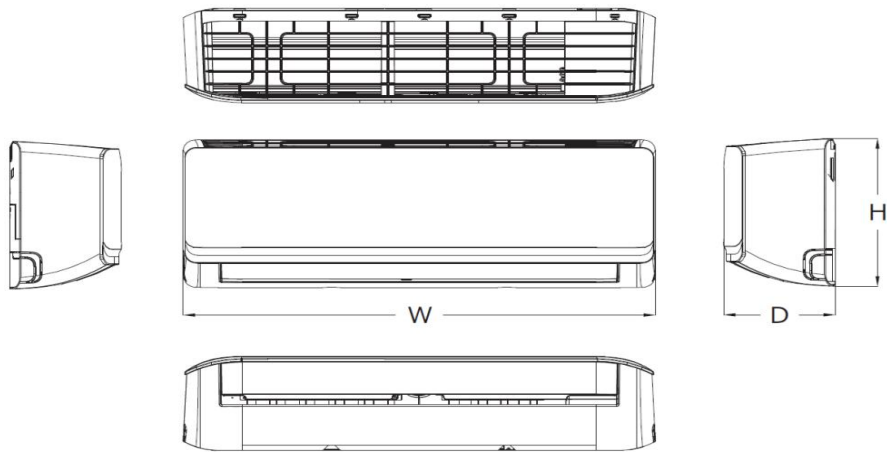
SYSTEM PERFORMANCE DATA		
Power supply	V-Ph-Hz	115V-1Ph-60HZ
Cooling		
Capacity	Btu/h	17000
Input	W	1560
Current	A	6.78
SEER	Btu/h/W	19.00
EER	W/W	3.19
Rated Power Input	W	2950
Rated Current	A	13.5

INDOOR UNIT DATA		
Indoor fan motor		YKFG-28-4-6-5
Model		
Input	W	58.5
Capacitor	uF	1.5
Speed(Hi/Mi/Lo)	r/min	1200/1000/800
Indoor air flow (Hi/Mi/Lo)	CFM	481.2/375.9/302.9
Indoor noise level (Hi/Mi/Lo)	dB(A)	43.5/37.5/29.5
Indoor unit		
Dimension(W*D*H)	mm	957x213x302
	inches	37.7x8.4x11.9
Packing (W*D*H)	mm	1035x295x385
	inches	40.7x11.6x15.2
Net/Gross weight	kg	10.4/13.3
	lbs	22.9/29.3

REFRIGERANT PIPE DATA		
Compressor		
Model		KSK103D33UEZ3
Type		ROTARY
Brand		GMCC
Capacity	W	2035/3255
Input	W	325/826
Rated current(RLA)	A	2.40/5.65
Refrigerant oil/oil charge	ml	ESTER OIL VG74 310
Refrigerant type	kg	R32/0.62
	oz	21.90
Design pressure	MPa	4.3/1.7
Refrigerant piping		
Liquid side/ Gas side	mm(inch)	6.35mm(1/4in)/12.7mm(1/2in)
Max. refrigerant pipe length	m	30
	inches	984.30
Max. difference in level	m	20
	inches	393.70
Operation temperature	°F	63-86
Indoor temperature	°F	63-90//
Outdoor temperature	°F	34-122//

OUTDOOR UNIT DATA		
Outdoor fan motor		ZKFN-25-10-5L
Model		
Speed	r/min	810/450
Outdoor air flow	CFM	1235.00
Outdoor noise level	dB(A)	55
Outdoor unit		
Dimension(W*D*H)	mm	765x303x555
	inches	30.1x11.9x21.9
Packing (W*D*H)	mm	887x337x610
	inches	34.9x13.3x24.0
Net/Gross weight	kg	24.1/26.4
	lbs	53.2/58.3

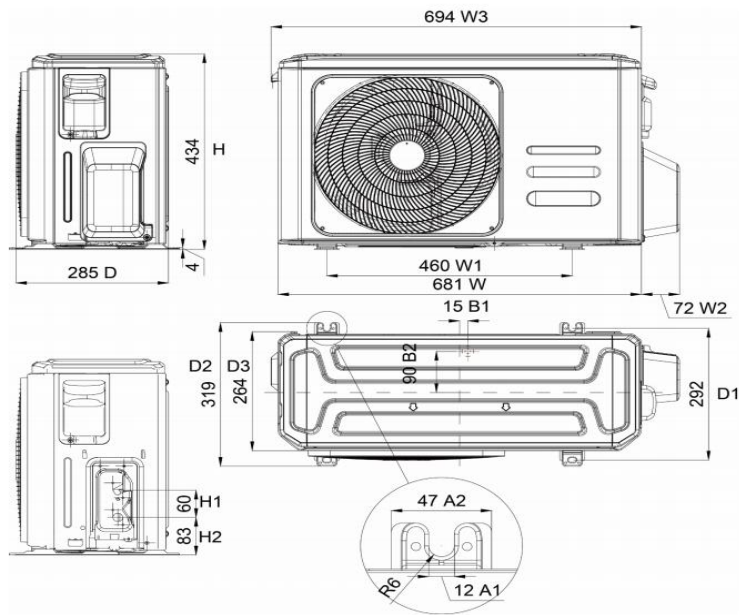
Indoor unit dimension



(The figure is for reference only)

Dimension(inch)	W	D	H
CT32-12CA (I)	31.7	7.6	11.2
CT32-12CD (I)	31.7	7.6	11.2
CT32-18CD (I)	37.7	8.4	11.9
CT32-24CD (I)	40.9	8.7	12.9

Outdoor unit dimension



(The figure is for reference only)

Dimension(inch)	W	D	H
CT32-12CA (O)	28.3	10.6	19.5
CT32-12CD (O)	28.3	10.6	19.5
CT32-18CD (O)	30.1	11.9	21.9
CT32-24CD (O)	31.7	13.0	21.8