



SUBMITTAL DATA SHEET

ComfortStar®

CT32-24CD	
Location: _____ Engineer: _____ Submitted to: _____ Submitted by: _____ Reference: _____	Approval: _____ Date: _____ Construction: _____ Unit #: _____ Drawing #: _____

Set Model	
Indoor unit model	CT32-24CD (I)
Outdoor unit model	CT32-24CD (O)
Certified	
AHRI	
ETL	



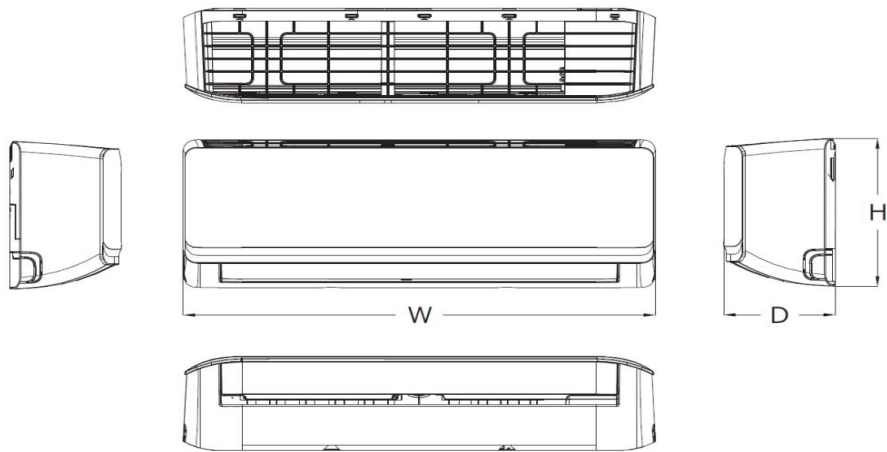
SYSTEM PERFORMANCE DATA		
Power supply	V-Ph-Hz	115V-1Ph-60HZ
Cooling		
Capacity	Btu/h	22000
Input	W	1933
Current	A	9.0
SEER	Btu/h/W	20.00
EER	W/W	3.34
Rated Power Input	W	3000
Rated Current	A	14

INDOOR UNIT DATA		
Indoor fan motor		
Model		ZKFP-58-8-20L
Input	W	/
Capacitor	uF	/
Speed(Hi/Mi/Lo)	r/min	1200/1000/800
Indoor air flow (Hi/Mi/Lo)	CFM	576.5/441.2/358.8
Indoor noise level (Hi/Mi/Lo)	dB(A)	47/41/35
Indoor unit		
Dimension(W*D*H)	mm	1040x220x327
	inches	40.9x8.7x12.9
Packing (W*D*H)	mm	1120x405x315
	inches	44.1x15.9x12.4
Net/Gross weight	kg	12.2/15.6
	lbs	26.9/34.4

REFRIGERANT PIPE DATA		
Compressor		
Model		KSN140D21UFZ
Type		ROTARY
Brand		GMCC
Capacity	W	4385
Input	W	1140
Rated current(RLA)	A	7.50
Refrigerant oil/oil charge	ml	VG74 440
Refrigerant type	kg	R32/0.75
	oz	26.50
Design pressure	MPa	4.3/1.7
Refrigerant piping		
Liquid side/ Gas side	mm(inch)	9.52mm(3/8in)/15.9mm(5/8in)
Max. refrigerant pipe length	m	30
	inches	984.30
Max. difference in level	m	20
	inches	393.70
Operation temperature	°F	63-86
Indoor temperature	°F	63-90//
Outdoor temperature	°F	34-122//

OUTDOOR UNIT DATA		
Outdoor fan motor		
Model		ZKFN-34-10-1L
Speed	r/min	900/700/550
Outdoor air flow	CFM	1471.00
Outdoor noise level	dB(A)	57
Outdoor unit		
Dimension(W*D*H)	mm	805x330x554
	inches	31.7x13.0x21.8
Packing (W*D*H)	mm	915x370x615
	inches	36.0x14.6x24.2
Net/Gross weight	kg	28.2/30.6
	lbs	62.2/67.5

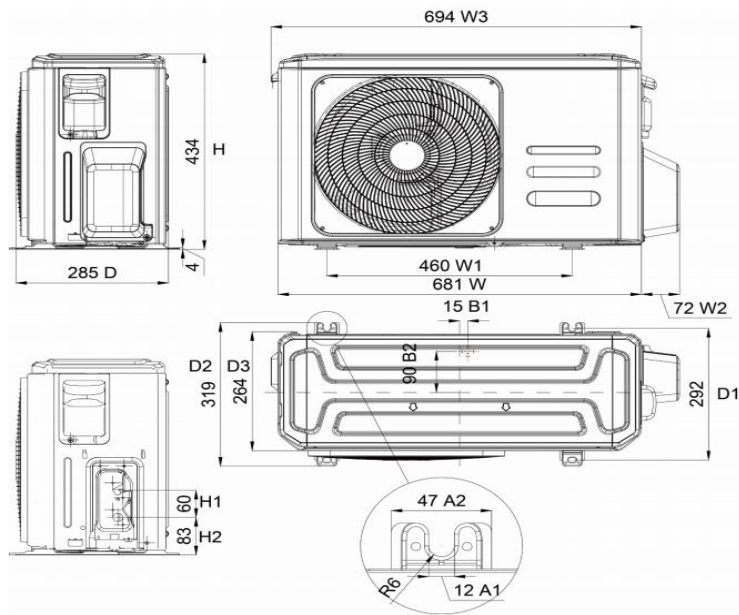
Indoor unit dimension



(The figure is for reference only)

Dimension(inch)	W	D	H
CT32-12CA (I)	31.7	7.6	11.2
CT32-12CD (I)	31.7	7.6	11.2
CT32-18CD (I)	37.7	8.4	11.9
CT32-24CD (I)	40.9	8.7	12.9

Outdoor unit dimension



(The figure is for reference only)

Dimension(inch)	W	D	H
CT32-12CA (O)	28.3	10.6	19.5
CT32-12CD (O)	28.3	10.6	19.5
CT32-18CD (O)	30.1	11.9	21.9
CT32-24CD (O)	31.7	13.0	21.8