

# SUBMITTAL DATA SHEET




## CSA18CD-S

Location: \_\_\_\_\_  
 Engineer: \_\_\_\_\_  
 Submitted to: \_\_\_\_\_  
 Submitted by: \_\_\_\_\_  
 Reference: \_\_\_\_\_

Approval: \_\_\_\_\_  
 Date: \_\_\_\_\_  
 Construction: \_\_\_\_\_  
 Unit #: \_\_\_\_\_  
 Drawing #: \_\_\_\_\_

### Set Model

Indoor unit model                      CSA18CD-S(I)  
 Outdoor unit model                   CSA18CD-S(O)



## SYSTEM PERFORMANCE DATA

Power supply	V-Ph-Hz	220-240V/1Ph / 60Hz
Cooling Capacity	Btu/h	18000
Input	W	1800.00
Current	A	7.90
EER	W/W	2.9
SEER	Btu/W	13.0
Max. input consumption	W	2600.0
Max. current	A	12.40

## INDOOR UNIT DATA

<b>Indoor fan motor</b>		
Model		RPG-25H-1 / YYK25-4
Output	W	25.00
Capacitor	uF	3
Speed(Hi/Mi/Lo)	r/min	1300/1200/1100/1000
Indoor air flow (Hi/Mi/Lo)	m3/h	1050/950/800
	CFM	618/559/471
Indoor noise level (Hi/Mi/Lo)	dB(A)	45/42/39
Indoor unit Dimension(W*D*H)	mm	970X310X230
	inch	38.2x12.2x9.1
Indoor unit Packing (W*D*H)	mm	1035x380x310
	inch	40.7x15.0x12.2
Indoor unit Net weight	kg	8.42
	lbs	18.58
Indoor unit Gross weight	kg	9.51
	lbs	20.98

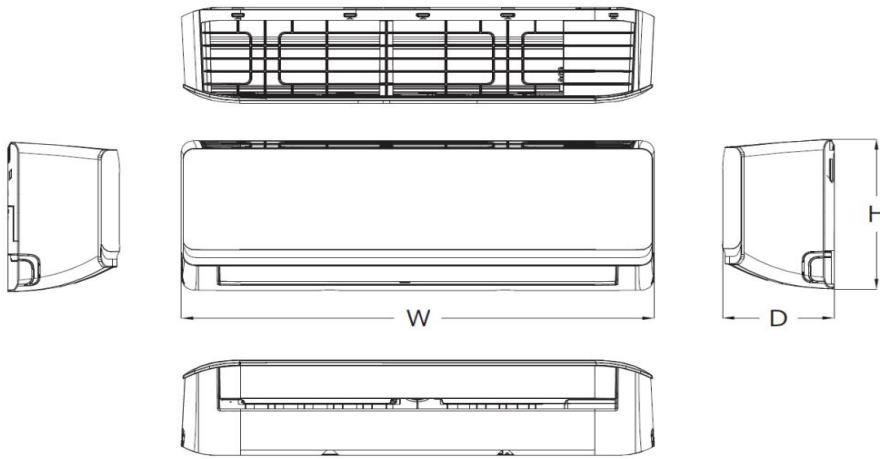
## REFRIGERANT PIPE DATA

<b>Compressor</b>		
Model		ASF170N2SETB3
Type		Rotary
Brand		GMCC
Capacity	W	5135.0
Input	W	1625.0
Rated current(RLA)	A	7.2
Locked rotor Amp(LRA)	A	39.0
Refrigerant oil/oil charge	ml	290.00
<b>Refrigerant piping</b>		
Liquid side	inch	1/4"
Gas side	inch	1/2"
Max. refrigerant pipe length	m	10
	inch	393.70
Max. difference in level	m	5
	inch	196.85
Operation temperature	°C	16~43
	°F	61~109
Ambient temperature range	°C	16~48
	°F	61~118
Application area	m <sup>2</sup>	20~32
	ft <sup>2</sup>	215~344

## OUTDOOR UNIT DATA

<b>Outdoor fan motor</b>		
Model		YDK25-6S / YDK25-6
Output	W	25
Capacitor	uF	2.5
Speed	r/min	860±30
Outdoor air flow	m3/h	/
	CFM	/
Outdoor noise level	dB(A)	55.0
Outdoor unit Dimension(W*D*H)	mm	760×551×256
	inch	30.0x21.7x10.1
Outdoor unit Packing (W*D*H)	mm	870x355x595
	inch	34.3x14.0x23.4
Outdoor unit Net weight	kg	37.5
	lbs	82.74
Outdoor unit Gross weight	kg	40.5
	lbs	89.36

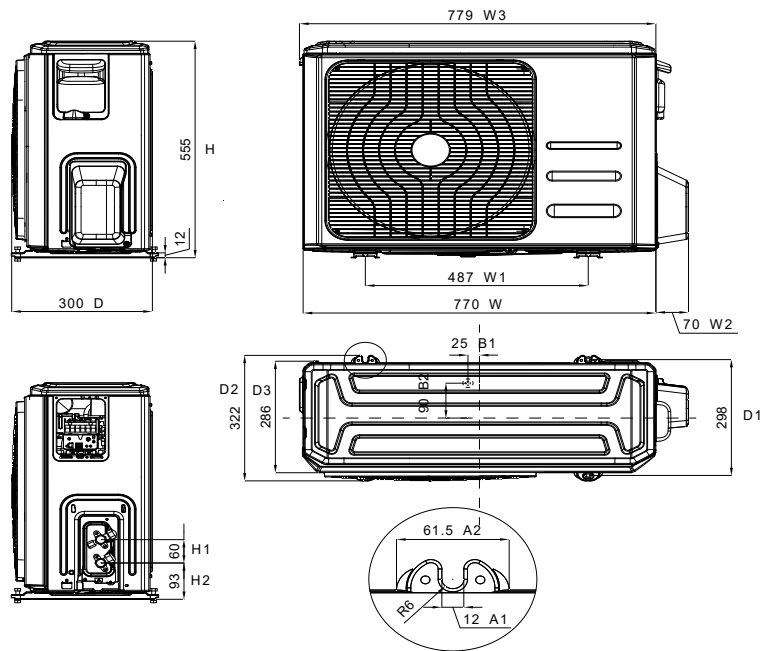
Indoor unit dimension



(The figure is for reference only)

Dimension(inch)	W	H	D
CSA12CD-S(I)	31.5	11.5	7.5
CSA18CD-S(I)	38.2	12.2	9.1
CSA24CD-S(I)	38.2	12.2	9.1

Outdoor unit dimension



(The figure is for reference only)

Dimension(inch)	W	H	D
CSA12CD-S(O)	27.6	10.9	21.7
CSA18CD-S(O)	30.0	21.7	10.1
CSA24CD-S(O)	35.5	25.6	12.4