

Slim Duct Heat Pump System

Location:	Approval:
Engineer:	Date:
Submitted to:	Construction:
Submitted by:	Unit #:
Reference:	Drawing #:



INDOOR SPEINDOOR SPECIFICATIONCIFICATION

Indoor Air Flow (Turbo/H/M/L/Si) (CFM)	344.3 / 288.4 / 230.7 / 200.7 / 121.8	
Indoor Noise Level (Turbo/H/M/L/Si) (dBA)	N/A/29.5/28.5/27.5/26.0	
Indoor static pressure range(in.w.g.)	0-0.8	
Dimension (W×D×H)	inch	27.56 x 29.53 x 9.65
	mm	700.0×750.0×245.0
Package (W×D×H)	inch	36.42 x 33.46 x 11.73
	mm	925×850×298
Net/Gross Weight	lbs	64.15/73.85
	kg	29.1/33.5

OUTDOOR SPECIFICATION

Compressor Type	ROTARY	
Compressor Model	KTN110D42UFZ	
Refrigerant	R454B	
Refrigerant Oil Charge(mL)	350	
Refrigerant Oil	6.0	
Outdoor Air Flow (Max) (CFM)	1471.5	
Outdoor Noise Level (dBA)	54.0	
Dimension (W×D×H)	inch	31.69 x 12.99 x 21.81
	mm	805.0×330.0×554.0
Package (W×D×H)	inch	36.02 x 14.57 x 24.21
	mm	915×370×615
Net/Gross Weight	lbs	72.75/78.70
	kg	33/35.7

EFFICIENCY

Cooling		Heating	
SEER2	20.5	HSPF2-4	13.8
EER2	14.0	COP	3.88

PERFORMANCE of Cooling

Cooling (Btu/hr)	
Rated Capacity	9000
Min/Max Capacity	3000~13100
Moisture Removal(L/h)	0.69
Standard Operating Range(°F/°C)	-22~122(-30~50)
Conditions:	Indoor: 80°F DB/67°F WB Outdoor: 95°F DB/75°F WB

PERFORMANCE of Heating

Heating (Btu/hr)	
1. @ 47°F Rated	9900
1. @ 47°F Min/Max Capacity	3900~16500
2. @ 17°F Rated	10200
3. @ 5°F Rated: Capacity / COP	11900/1.85
3. @ 5°F Max: Capacity	11900
Standard Operating Range(°F/°C)	-22~75(-30~24)
1. Conditions:	Indoor: 70°F DB/60°F WB Outdoor: 47°F DB/43°F WB
2. Conditions:	Indoor: 70°F DB/60°F WB Outdoor: 17°F DB/15°F WB
3. Conditions:	Indoor: 70°F DB/60°F WB Outdoor: 5°F DB/5°F WB

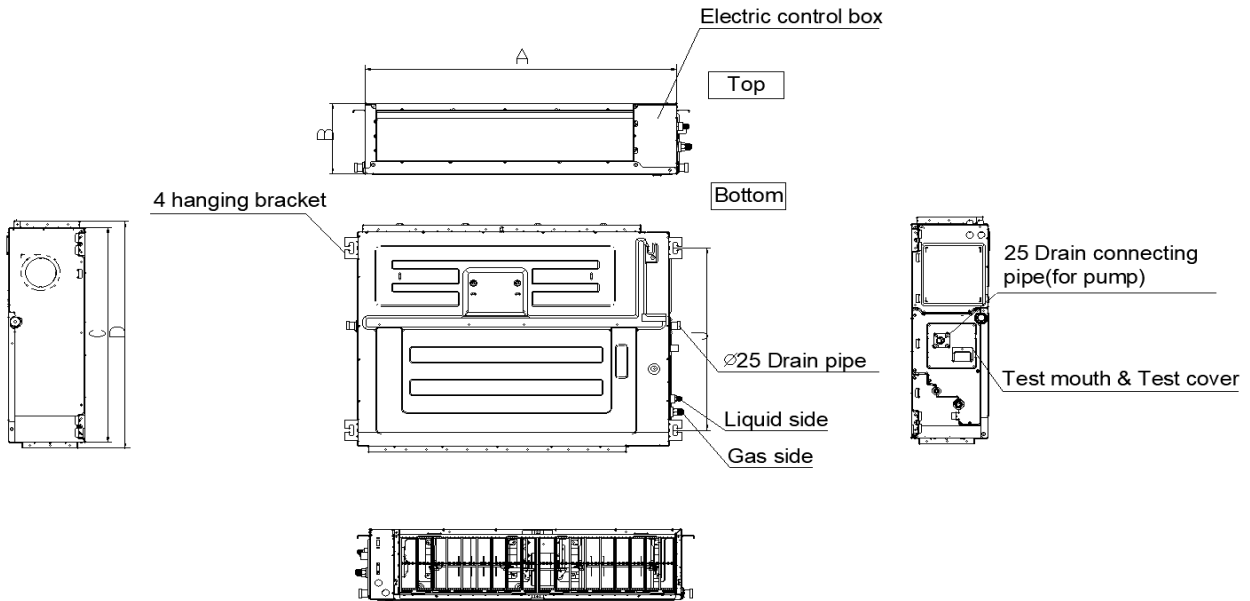
ELECTRICAL

Power Supply	208/230V,60Hz,1Ph
System MCA	15.00
Connection Wiring	14#x4
System MOCP	15
Compressor RLA	10.4
Outdoor Fan Motor RLA	0.6
Outdoor Fan Motor W	34
Indoor Fan Motor RLA	1.5
Indoor Fan Motor W	165
System Power Input @ Cooling (W)	642(150 ~ 1260)
System Power Input @ Heating (W)	750(260 ~1420)
MCA: Min. circuit amps (A)	MOCP: Max. over current protection (A)
RLA: Rated load amps (A)	W: Fan motor rated output (W)

PIPING

Throttle type(Indoor)	N/A
Throttle type(Outdoor)	EXV
Liquid Size	6.35mm(1/4in)
Gas Size	9.52mm(3/8in)
Max. Piping Length(ft/m)	82.00(25)
Max. Height Difference(ft/m)	49.20(15)
Max. Pre-charged Length(ft/m)	24.6(7.5)
Refrigerant Pre-charged Amount(oz/kg)	35.27(1.00)
Additional Charge of Refrigerant(oz/ft)/(g/m)	0.16(15)
Connection Method	Flared

Indoor Unit Dimension



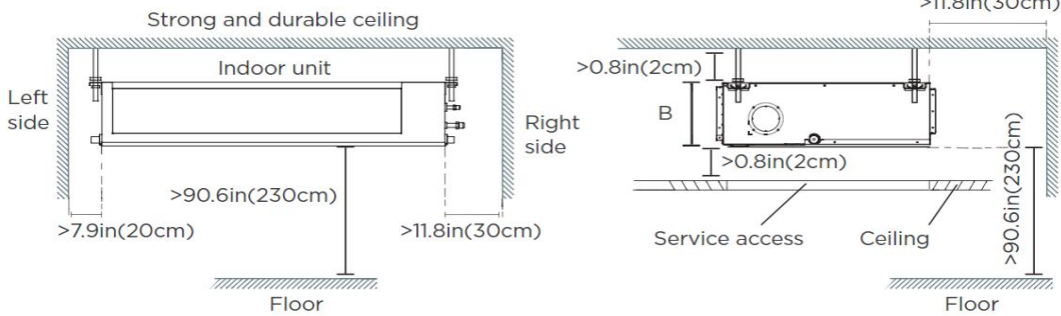
MODEL	A	B	C	D
9K	27-1/2in(700mm)	7-7/8in(200mm)	17-3/4(450mm)	20in(506mm)
12K	27-1/2in(700mm)	9-5/8in(245mm)	29-1/2(750mm)	31-1/4in(795mm)
18K~24K	39-3/8in(1000mm)	9-5/8in(245mm)	29-1/2(750mm)	31-1/4in(795mm)
36K~48K	47-1/8in(1200mm)	11-7/8in(300mm)	29-1/2(750mm)	31-1/4in(795mm)
60K	55-1/8in(1400mm)	15in(380mm)	31-1/2in(800mm)	33-1/4in(845mm)

Installation Instruction

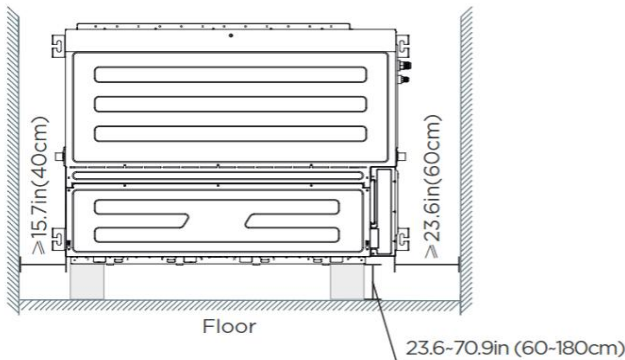
Installation place

The distance between the mounted indoor unit should meet the specifications illustrated in the following diagram.

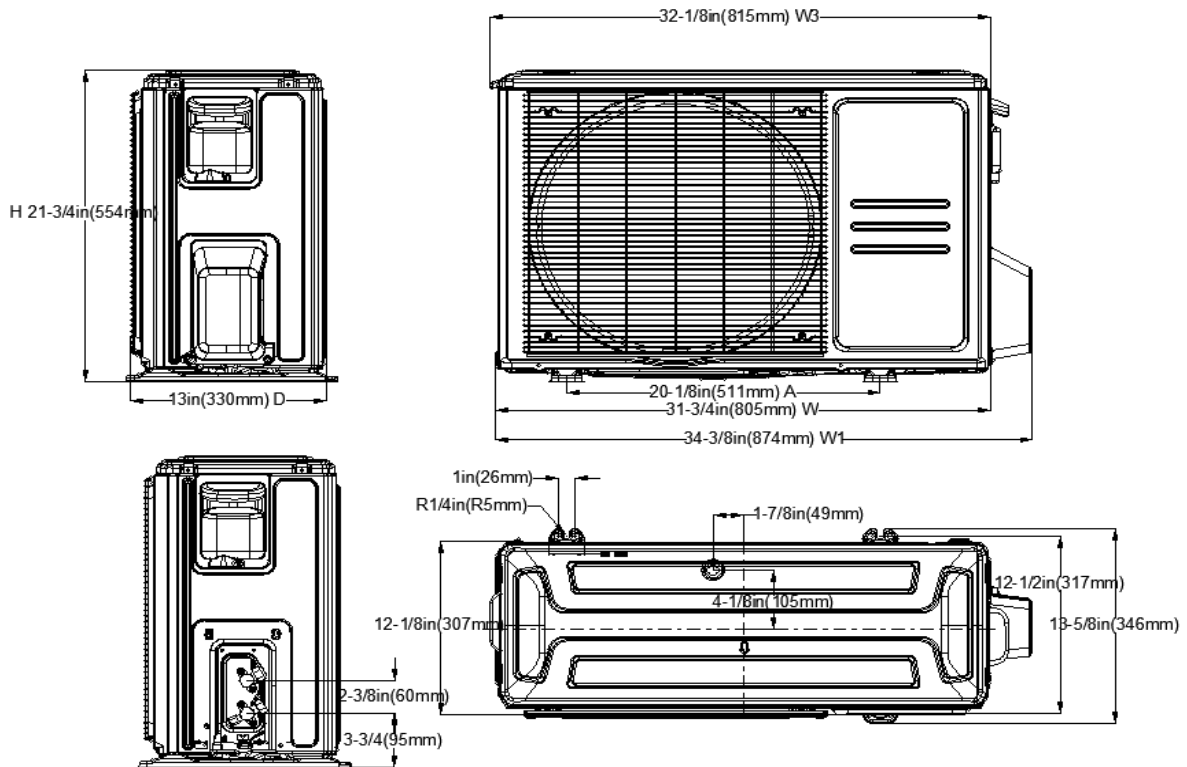
1) Ceiling-mounted



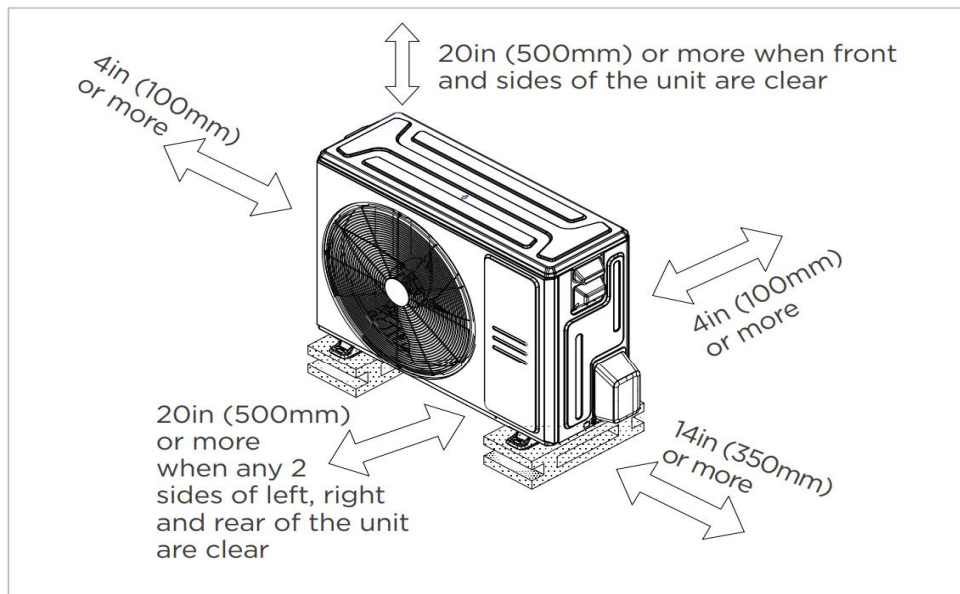
2) Wall-mounted



Outdoor Unit Dimension

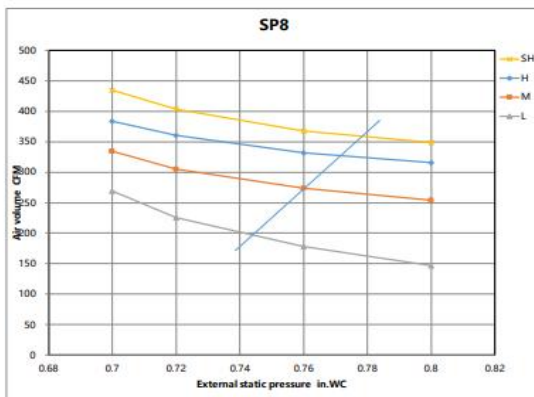
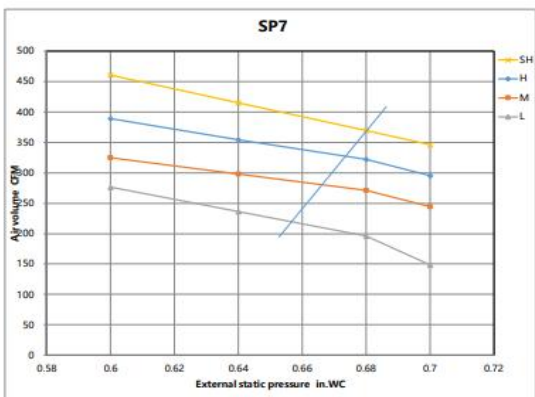
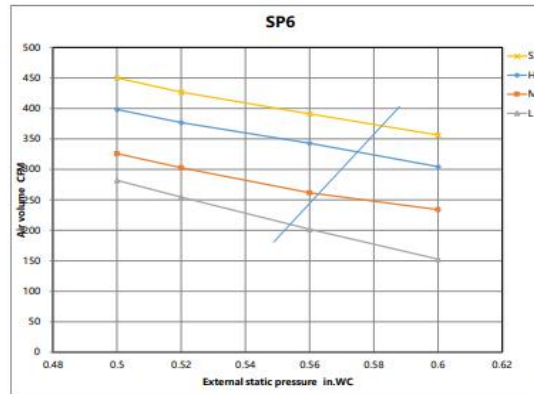
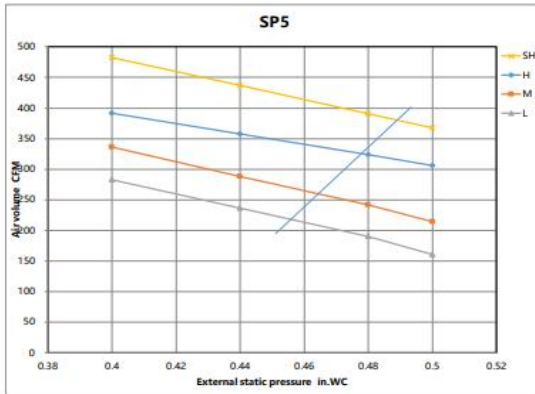
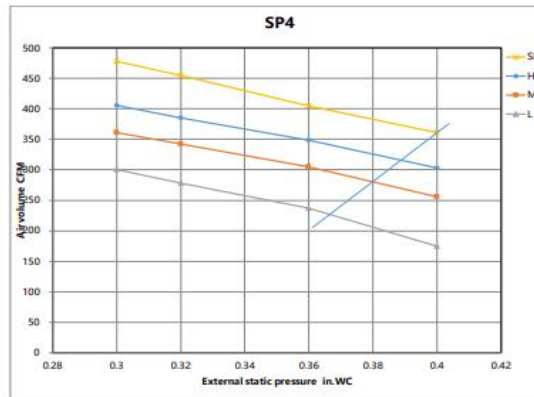
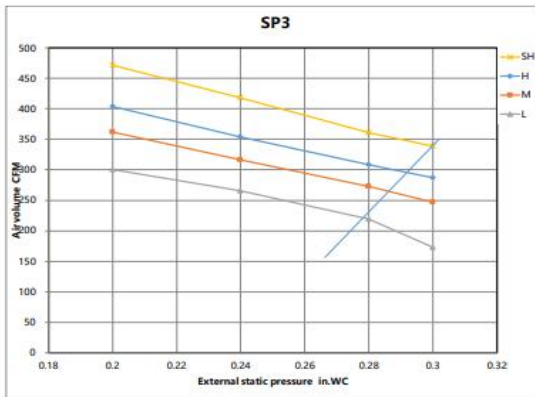
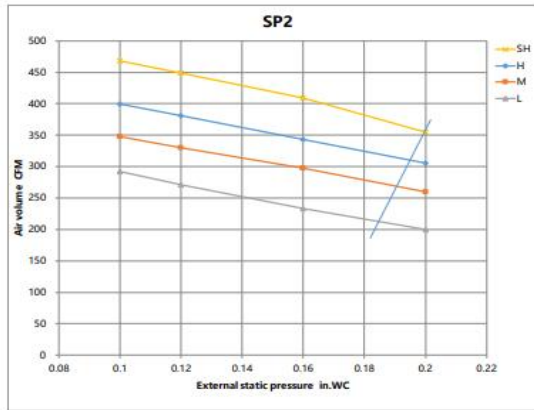
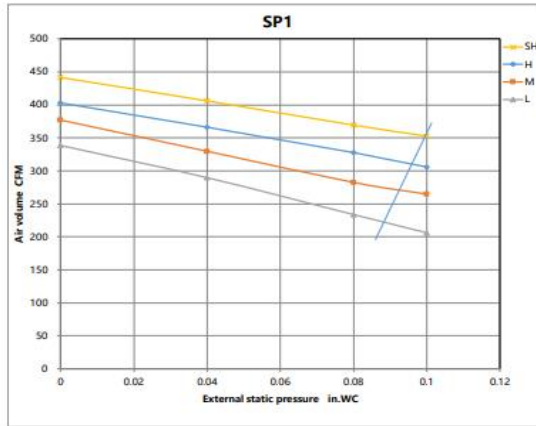


Installation Instruction

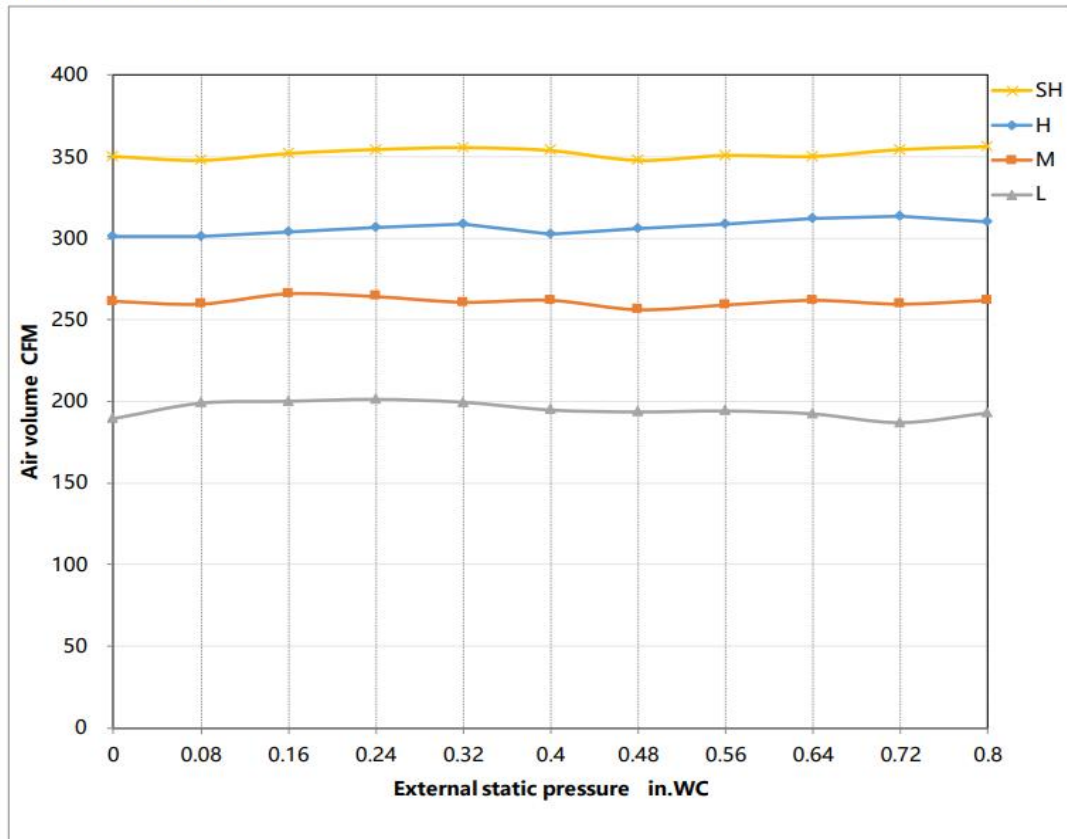


Meets all spatial requirements shown in Installation Clearance Requirements above.

Fan performance



Constant air volume



FEATURES

- Compatible with both horizontal and vertical installation
- Static pressure up to 0.8 in.w.g(for all models)
- Static pressure setting stages: 8
- Refrigerant leakage detection sensor
- Constant airflow
- Built-in pump
- i-clean
- Fan speed stages: 1~100%
- WiFi capability: through wired controller with built-in WiFi
- OTA(by using wired controller AWC-8P-LC-WIFI)
- 2-pin connector(HA/HB) for programmable wired controller
- Multiple control options available:
 - Two way communication wired controller with built-in WiFi:AWC-8P-LC-WIFI
 - Infrared wired controller: AWC-4
 - Wireless remote controller
 - Third-Party 24V Thermostat