

Slim Duct Heat Pump System

Location:	Approval:
Engineer:	Date:
Submitted to:	Construction:
Submitted by:	Unit #:
Reference:	Drawing #:



INDOOR SPEINDOOR SPECIFICATIONCIFICATION

Indoor Air Flow (Turbo/H/M/L/Si) (CFM)	706.3 / 618.0 / 529.7 / 441.4 / N/A	
Indoor Noise Level (Turbo/H/M/L/Si) (dBA)	N/A/36/34.0/32.0/28.0	
Indoor static pressure range(in.w.g.)	0-0.8	
Dimension (W×D×H)	inch	39.37 x 29.53 x 9.65
	mm	1000.0×750.0×245.0
Package (W×D×H)	inch	48.23 x 33.86 x 11.97
	mm	1225×860×304
Net/Gross Weight	lbs	79.81/91.27
	kg	36.2/41.4

OUTDOOR SPECIFICATION

Compressor Type	ROTARY	
Compressor Model	KTM240D46UKT2	
Refrigerant	R454B	
Refrigerant Oil Charge(mL)	620	
Refrigerant Oil	4.15/9.30	
Outdoor Air Flow (Max) (CFM)	1765.8	
Outdoor Noise Level (dBA)	57.5	
Dimension (W×D×H)	inch	35.04 x 13.46 x 26.50
	mm	890.0×342.0×673.0
Package (W×D×H)	inch	39.17 x 15.67 x 29.13
	mm	995×398×740
Net/Gross Weight	lbs	99.87/107.80
	kg	45.3/48.9

EFFICIENCY			
Cooling		Heating	
SEER2	18.4	HSPF2-4	11.1
EER2	12	COP	3.60

PERFORMANCE of Cooling	
Cooling (Btu/hr)	
Rated Capacity	17500
Min/Max Capacity	4000~20600
Moisture Removal(L/h)	1.39
Standard Operating Range(°F/°C)	-22~122(-30~50)
Conditions:	Indoor: 80°F DB/67°F WB Outdoor: 95°F DB/75°F WB

PERFORMANCE of Heating	
Heating (Btu/hr)	
1. @ 47°F Rated	19500
1. @ 47°F Min/Max Capacity	5400~23000
2. @ 17°F Rated	15000
3. @ 5°F Rated: Capacity / COP	18000/2.10
3. @ 5°F Max: Capacity	18000
Standard Operating Range(°F/°C)	-22~75(-30~24)
1. Conditions:	Indoor: 70°F DB/60°F WB Outdoor: 47°F DB/43°F WB
2. Conditions:	Indoor: 70°F DB/60°F WB Outdoor: 17°F DB/15°F WB
3. Conditions:	Indoor: 70°F DB/60°F WB Outdoor: 5°F DB/5°F WB

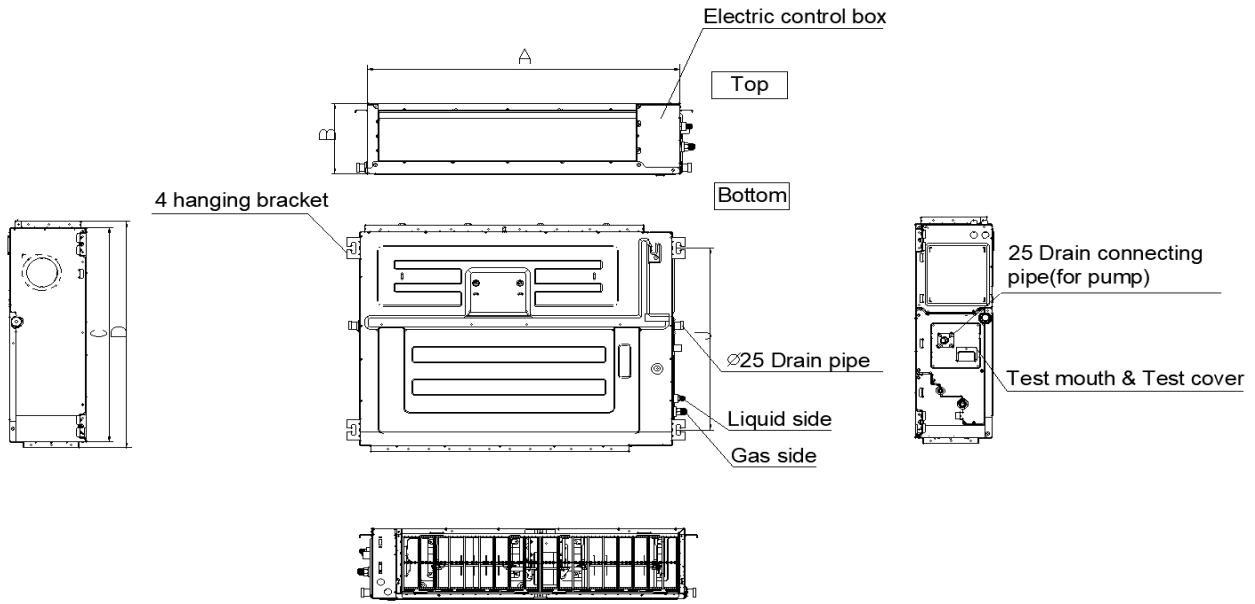
ELECTRICAL

Power Supply	208/230V,60Hz,1Ph	
System MCA	19.00	
Connection Wiring	14#x4	
System MOCP	20	
Compressor RLA	11.7	
Outdoor Fan Motor RLA	0.9	
Outdoor Fan Motor W	80	
Indoor Fan Motor RLA	1.8	
Indoor Fan Motor W	165	
System Power Input @ Cooling (W)	1455(530 ~ 1790)	
System Power Input @ Heating (W)	1590(340 ~1750)	
MCA: Min. circuit amps (A)	MOCP: Max. over current protection (A)	
RLA: Rated load amps (A)	W: Fan motor rated output (W)	

PIPING

Throttle type(Indoor)	N/A	
Throttle type(Outdoor)	EXV+Throttle valve	
Liquid Size	6.35mm(1/4in)	
Gas Size	12.7mm(1/2in)	
Max. Piping Length(ft/m)	98.40(30)	
Max. Height Difference(ft/m)	65.60(20)	
Max. Pre-charged Length(ft/m)	24.6(7.5)	
Refrigerant Pre-charged Amount(oz/kg)	55.38(1.57)	
Additional Charge of Refrigerant(oz/ft)/(g/m)	0.16(15)	
Connection Method	Flared	

Indoor Unit Dimension



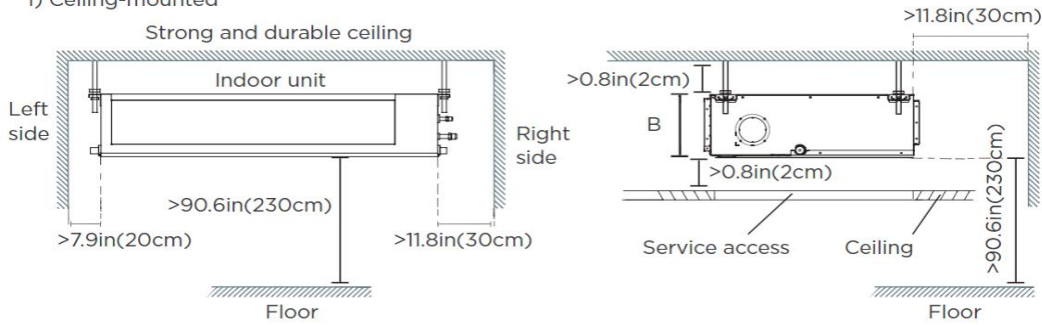
MODEL	A	B	C	D
9K	27-1/2in(700mm)	7-7/8in(200mm)	17-3/4(450mm)	20in(506mm)
12K	27-1/2in(700mm)	9-5/8in(245mm)	29-1/2(750mm)	31-1/4in(795mm)
18K~24K	39-3/8in(1000mm)	9-5/8in(245mm)	29-1/2(750mm)	31-1/4in(795mm)
36K~48K	47-1/8in(1200mm)	11-7/8in(300mm)	29-1/2(750mm)	31-1/4in(795mm)
60K	55-1/8in(1400mm)	15in(380mm)	31-1/2in(800mm)	33-1/4in(845mm)

Installation Instruction

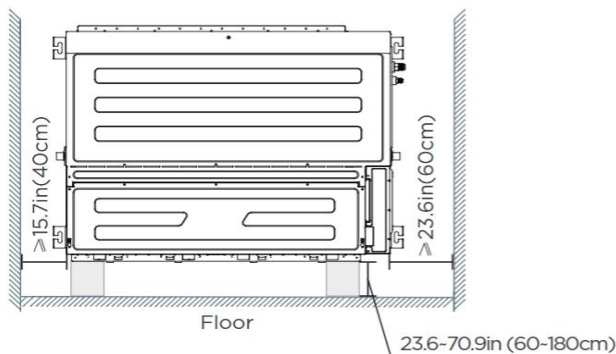
Installation place

The distance between the mounted indoor unit should meet the specifications illustrated in the following diagram.

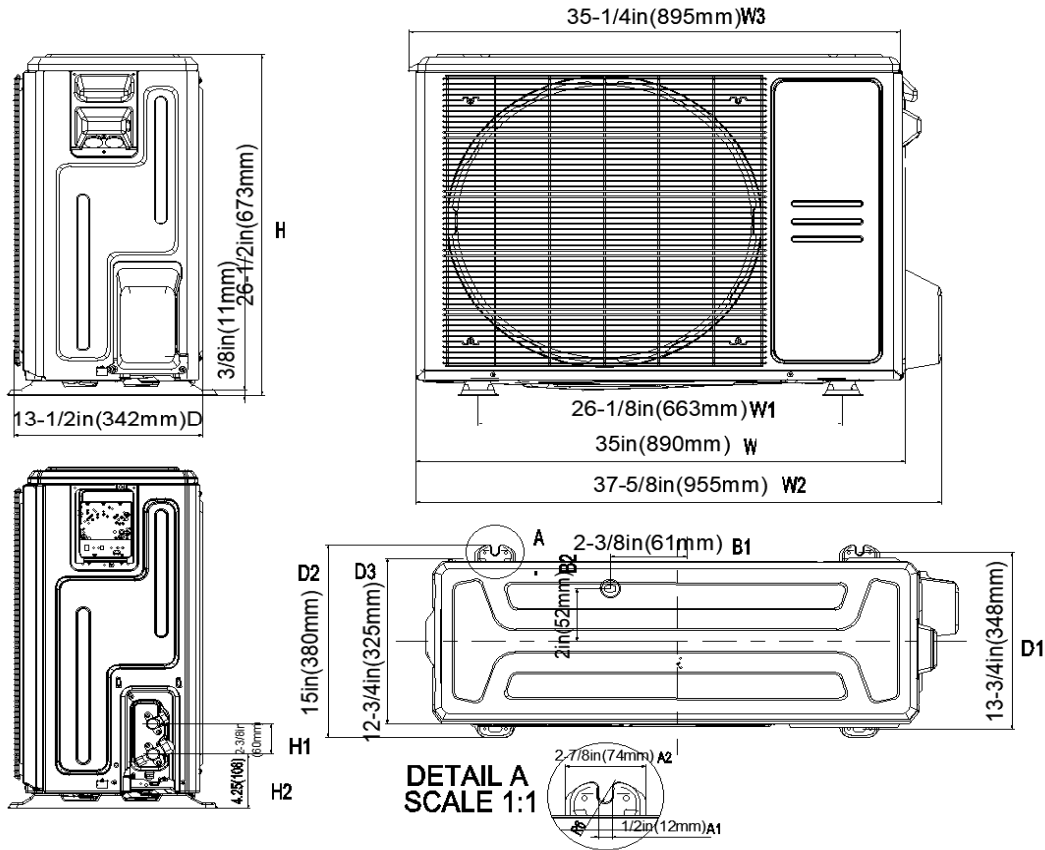
1) Ceiling-mounted



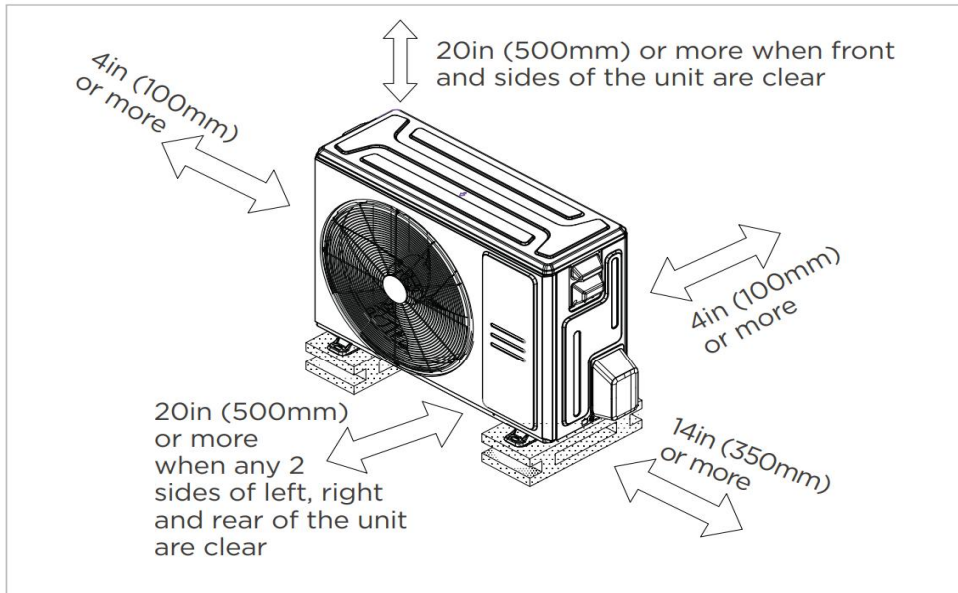
2) Wall-mounted



Outdoor Unit Dimension

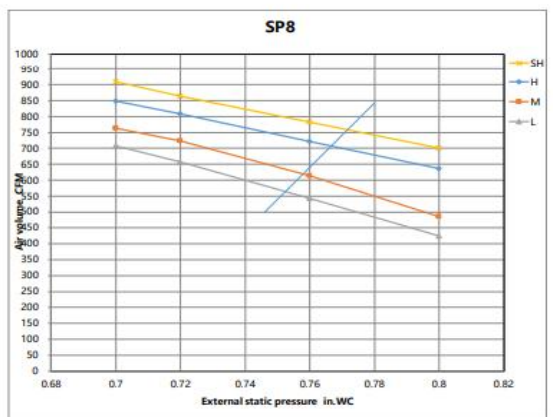
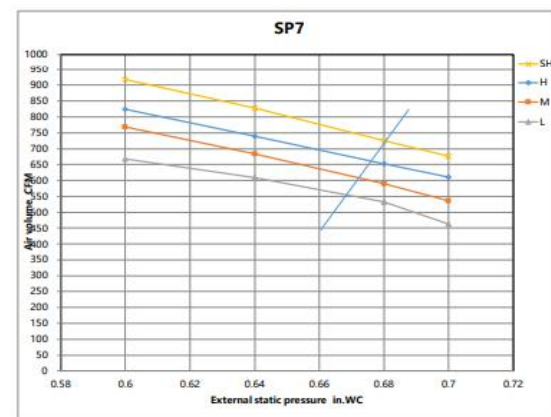
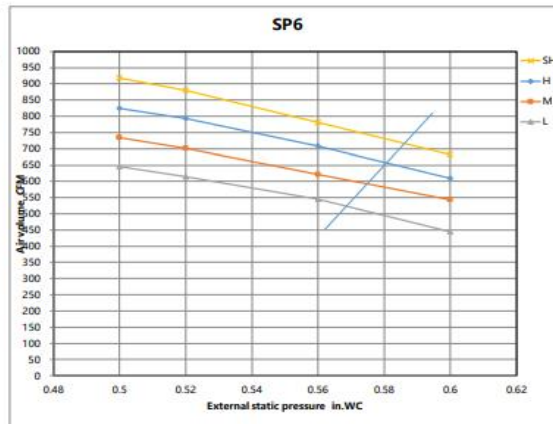
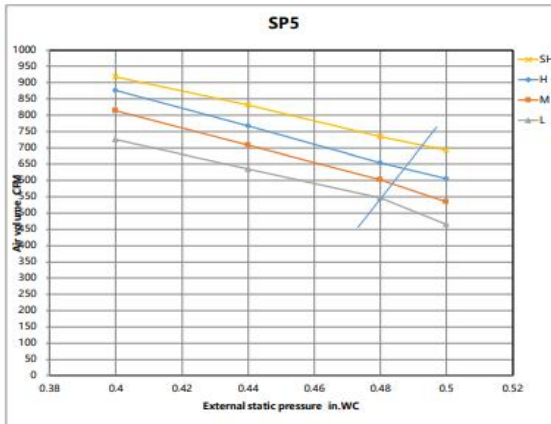
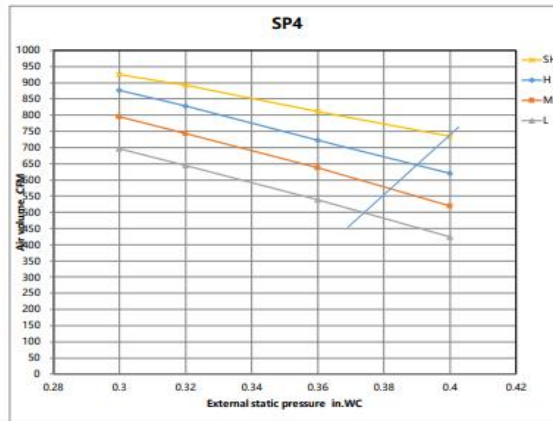
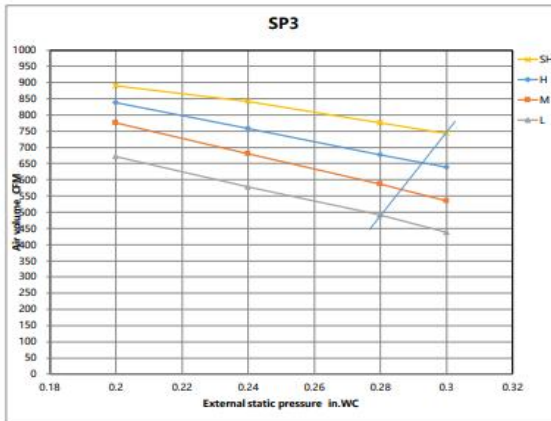
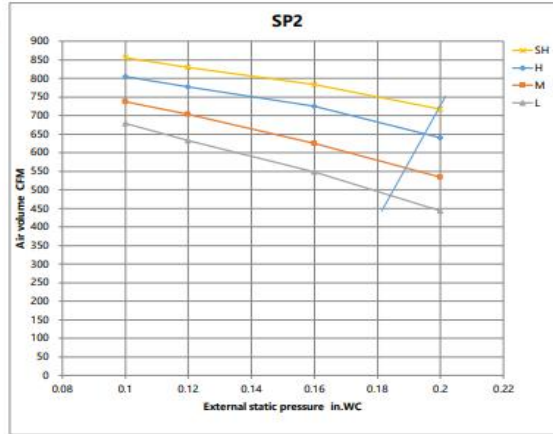
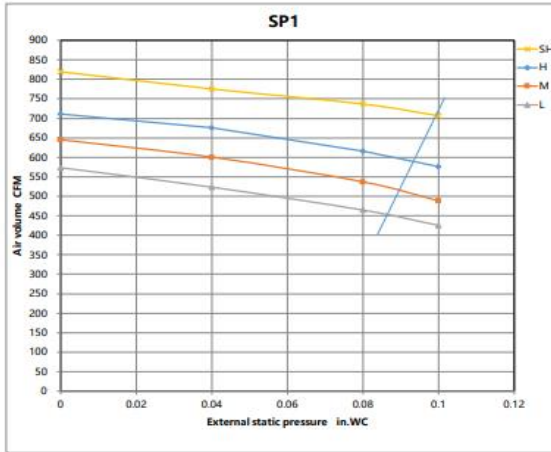


Installation Instruction

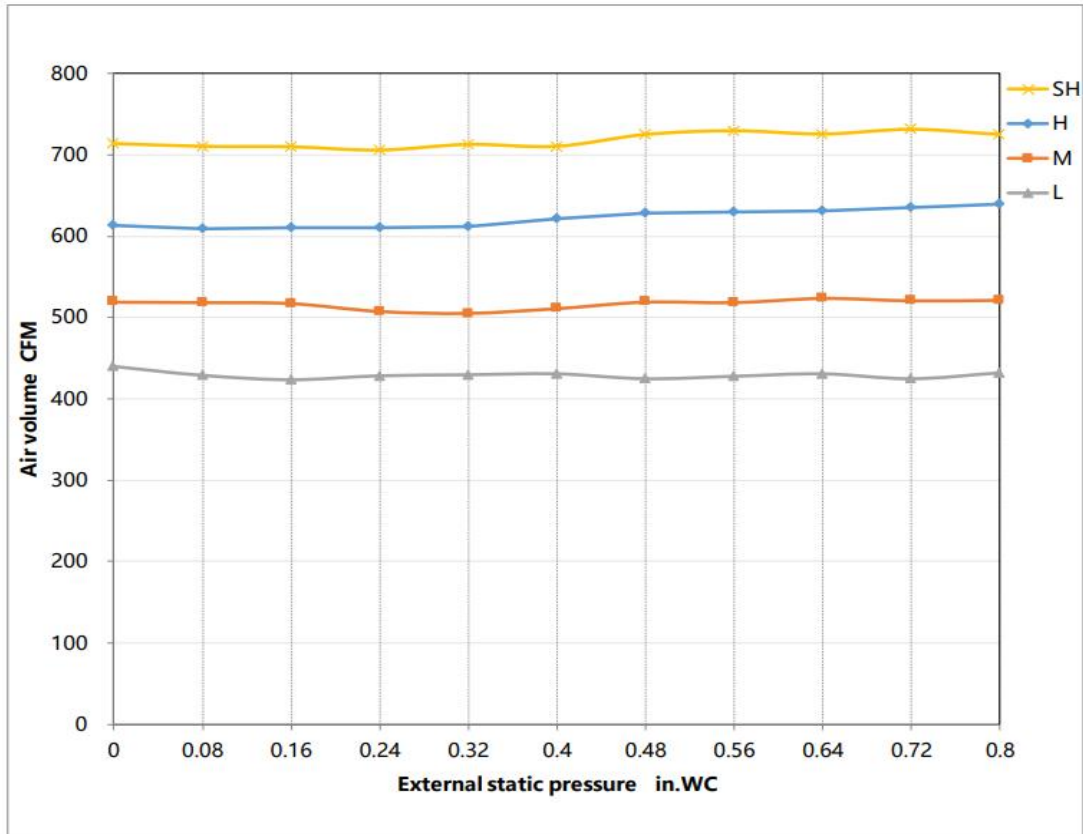


Meets all spatial requirements shown in Installation Clearance Requirements above.

Fan performance



Constant air volume



FEATURES

- Compatible with both horizontal and vertical installation
- Static pressure up to 0.8 in.w.g(for all models)
- Static pressure setting stages: 8
- Refrigerant leakage detection sensor
- Constant airflow
- Built-in pump
- i-clean
- Fan speed stages: 1~100%
- WiFi capability: through wired controller with built-in WiFi
- OTA(by using wired controller AWC-8P-LC-WIFI)
- 2-pin connector(HA/HB) for programmable wired controller
- Multiple control options available:
 - Two way communication wired controller with built-in WiFi:AWC-8P-LC-WIFI
 - Infrared wired controller: AWC-4
 - Wireless remote controller
 - Third-Party 24V Thermostat