

ComfortStar®

Air Conditioning & Heating Products

PRODUCT CATALOG

HIGH EFFICIENCY | HEAT PUMPS | MINI-SPLITS
LIGHT COMMERCIAL | MULTI-ZONE SYSTEMS



ALEGRIA  **SERIES**

PLATINUM and HI-HEAT SERIES

Comfort, it's in our name.

R454B

AHRI CERTIFIED™
www.ahridirectory.org

SF

UL US
LISTED

www.comfortstarusa.com

INVEST IN YOUR COMFORT BY CHOOSING COMFORTSTAR AND SUPPORT A GREENER FUTURE FOR GENERATIONS TO COME.

With a collective experience exceeding 50 years, our research and development team is committed to producing high-quality products that enhance efficiency and protect our precious environment. The industry is gradually transitioning from conventional R-410A and transcritical CO2 refrigerants to a new classification called R454B.

These innovative refrigerants stand out due to their low toxicity, reduced flammability, and significantly lower potential for contributing to global warming when compared to widely used alternatives.

We are excited to introduce this advancement in our new R454B product line. The transition to R454B refrigerants is an exciting milestone for the HVAC industry, underscoring a stronger commitment to sustainability, energy efficiency, and environmental responsibility.

By adopting these innovations, our products are now prepared for a future where we not only comply with regulations but also contribute to cultivating a healthier planet.

Our manufacturing facilities meet high quality and reliability standards, certified by ISO9001 and ISO14001. All products have AHRI, UL, and CSA certifications. ComfortStar is committed to enhancing daily comfort in homes, schools, and grocery stores, ensuring a pleasant atmosphere regardless of the climate.

Recent advancements in inverter technology have positioned mini-split heat pump systems as some of the most efficient heating and air conditioning solutions available today. Mini-splits are particularly advantageous for home expansions, especially when modifying existing ductwork poses challenges. Their easy installation makes them well-suited for light commercial applications such as hotel rooms, office spaces, shopping malls, and hospitals.

As we continue to innovate, our focus remains on creating solutions that align with our core values of quality, integrity, and environmental responsibility. We are excited to lead the way in transforming the HVAC industry, setting new standards for both performance and sustainability.

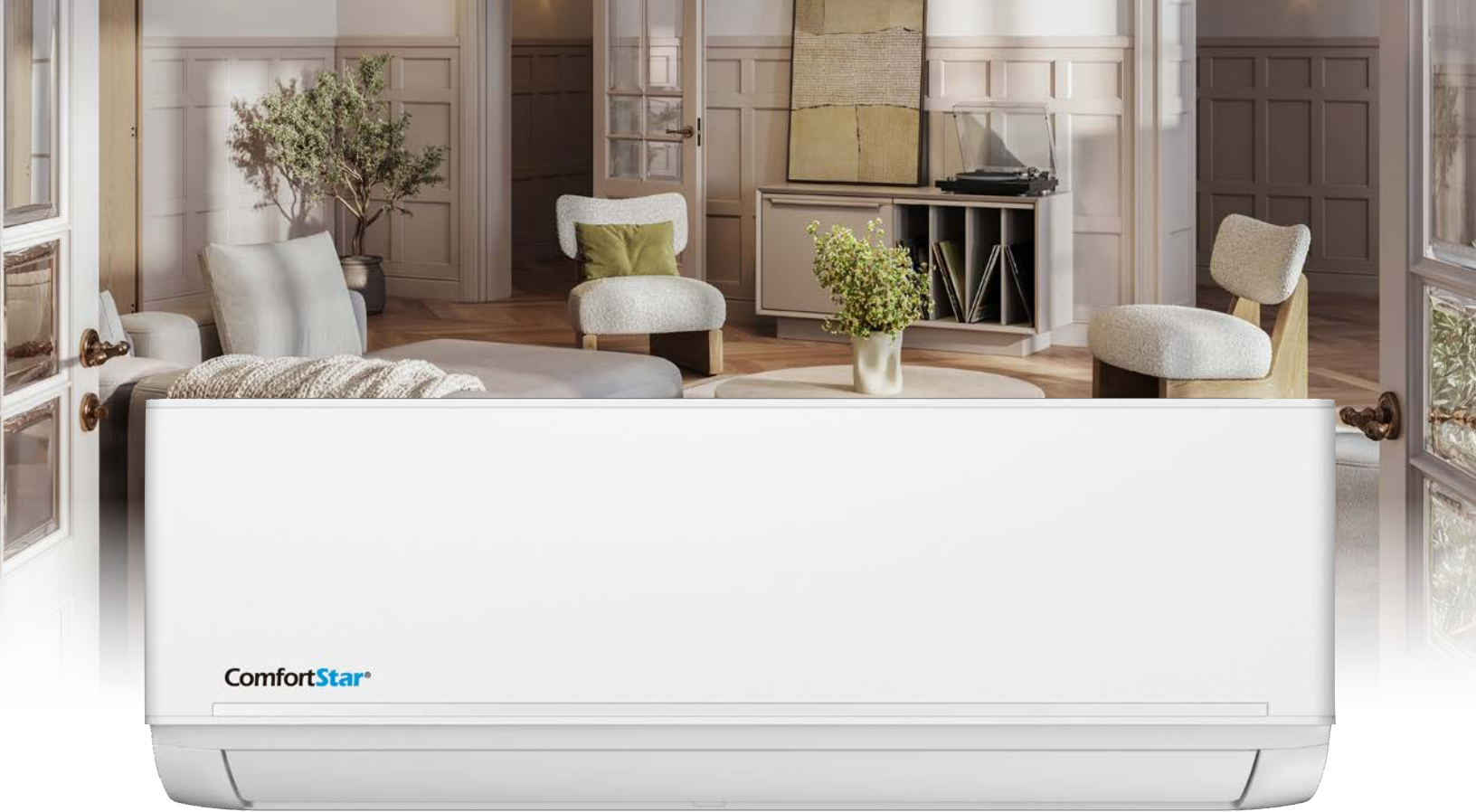


Comfort, it's in our name.

ComfortStar®
Air Conditioning & Heating Products

ALEGRIA SERIES

INVERTER
TECHNOLOGY



ComfortStar®

ALEGRIA SERIES

PLATINUM and HI-HEAT SERIES

High Efficiency | Heat Pumps | Mini-Splits
Light Commercial and Multi-Zone Systems

ALEGRIA PLATINUM



COMPRESSOR
AND PARTS

ALEGRIA HI-HEAT SERIES



COMPRESSOR
AND PARTS

ComfortStar®

Air Conditioning & Heating Products

Warranty registration required except in California and Quebec, Canada.

TABLE OF CONTENTS

ComfortStar Systems 5-6
 Wi-Fi Control 7
 Specs at a Glance..... 58-63
 Adapters & Remote Controls 57

SINGLE ZONE..... 8-14

Adapters & Remote Controls 57
 PLATINUM Series 8-11
 Features 9
 PLATINUM Specifications..... 10-11
HI-HEAT Series 12-14
 Features 13
HI-HEAT Specifications 14

LIGHT COMMERCIAL..... 15-39

Adapters & Remote Controls 57
 PLATINUM Light Commercial Series..... 16-29
 PLATINUM Light Commercial Selections 17-19
 PLATINUM Light Commercial Specifications..... 20-29
HI-HEAT Light Commercial Series..... 30-39
HI-HEAT Light Commercial Selections 30
HI-HEAT Light Commercial Specifications..... 31-39

FLEX-MOUNT MULTIZONE 40-56

Adapters & Remote Controls 57
 PLATINUM Series..... 40-48
 PLATINUM Multi-Zone Mix & Match..... 40
 PLATINUM Multi-Zone Selection Chart 41
 PLATINUM Multi-Zone Combination Table 43
 PLATINUM Multi-Zone Specifications..... 44-48
HI-HEAT Series 49-56
HI-HEAT Multi-Zone Mix & Match..... 49
HI-HEAT Multi-Zone Selection Chart 50
HI-HEAT Multi-Zone Combination Table 51
HI-HEAT Multi-Zone Specifications..... 52-56



ALEGRIA SERIES

PLATINUM Series -

Low Ambient: Capable of producing comfortable cooling and heating at -13°F outdoor ambient temperature.

SINGLE ZONE Systems -

Perfect for achieving true-zoning in applications where thermal loads may vary within the same building/residence. Indoor high-wall evaporator units are available from 9,000 BTUH to 36,000 BTUH.

PLATINUM Series -

PLATINUM LIGHT COMMERCIAL SYSTEMS - Hi-wall units, cassette type, floor ceiling and fan coils, are also available from 9,000 BTUH to 60,000 BTUH single zone systems.

PLATINUM MULTI-ZONE Systems -

A single outdoor condensing unit can power up to 6 different indoor evaporators.

There are more than 249 possible combinations ranging from 9,000 BTUH to 36,000 BTUH in High-Wall Mounts and Multi-Position Air Handler Units offering contractors flexibility in system designing.

HI-HEAT Series -

Low Ambient: Capable of producing comfortable cooling and heating at -22°F outdoor ambient temperature.

These units are also extremely efficient compared to traditional Oil, Propane, or Natural Gas furnaces.

In the coldest regions of the country when the exterior temperature plunges into the sub-zero territory, a standard heating system is not enough to keep your family comfortable. Our Hi-Heat systems are designed to provide year-round comfort even in the grip of winter.

HI-HEAT LIGHT COMMERCIAL SYSTEMS -

Hi-wall units, cassette type, floor ceiling and fan coils, are also available from 6,000 BTUH to 60,000 BTUH.

HI-HEAT MULTI-ZONE SYSTEMS -

A single outdoor condensing unit can power up to 6 different indoor evaporators. There are more than 249 possible combinations ranging from 6,000 BTUH to 36,000 BTUH in High-Wall Mounts and Multi-Position Air Handler Units offering contractors flexibility in system designing.

HIGHEST HEATING AND AIR CONDITIONING EFFICIENCIES ON THE MARKET.



ComfortStar®

Air Conditioning & Heating Products

Our mini-split systems are a great alternative for most HVAC applications.

Ductless Split Systems are similar to central cooling and heating systems.

They are categorized as air conditioning (cooling only) and heat pump systems which provide both heating and cooling.

Single Zone systems include a condensing unit (outdoor) and an evaporator unit (indoor). Inverter mini-splits use electricity to pump refrigerant through copper piping and transfer heat from one space to another through a condenser using a compressor.

Heat pump Systems make it possible for a condensing unit to switch from producing cooling or heating through the use of a reversing valve, or 4-way valve. This valve reverses the flow of refrigerant through the compressor to provide comfortable cooling or heating depending on the preference of the end user.



No Ductwork Required
Easier Installation



Zone Control
Cool/Heat
Individual areas



Flexibility
Residential &
Commercial



Very Quiet Units
Indoor & Outdoors



Inverter Technology
Increased Efficiency



Control by using your Wi-Fi.

- Control your system using mobile device with iOS 7.0 or higher and Android platforms.
- Link is established between COOL Kit on the unit and your router to allow for communication.
- Evaporator comes compatible with optional 2.4G Hz Wi-Fi module.



HOW IT WORKS?

Download the ComfortStar app for your Android platforms or iOS 7.0 or higher.

- Change modes, adjust temperature.
- Turn your ComfortStar System on before getting home.
- Program cooling/heating schedule.
- Turn ComfortStar System off remotely if you forget to power down after leaving.
- Adjust ComfortStar System settings.



Part No. WiFi-US COOL KIT Wi-Fi Kit

- Allows you to connect to all CPP3, TIP3 and T1W3.

Part No. AWC-8P-LC-WIFI

- Allows you to connect to all 2022 Series of CPA3, TPA3 and FPA3 products with Wi-Fi.





ALEGRIA PLATINUM SERIES

CPP3 Indoor and Outdoor Units *SINGLE ZONE HEAT PUMP*




-13°F Low Outdoor Ambient Operating Temperature for Heating and Cooling.

PLATINUM Expanded Features:

- Low Ambient: Capable of producing comfortable heating and cooling to outdoor ambient temperatures as low as -13°F.
- Manual Power Switch: Power unit ON/OFF using button located at the evaporator.
- Interactive Display shows:
 - Error codes based on system failure.
 - Service codes if your filter needs cleaning.
 - Error code if refrigerant leak is detected.
 - When unit goes into auto defrost.
- Self-Diagnosis: Unit will shut down and go into protection mode if it detects abnormalities. The display will show an error code.
- Bypass Mode: Unit will continue to operate if a non-critical component fails, such as a sensor.
- 2-Way Draining Option: Ability to place drain hose on left or right hand side of evaporator allows for flexible installation.
- 3 Directional Airflow: Air flow is directed so that it reaches more surface area including the corners of the room.
- Mute Operation: Silence from the Remote Control.
- Follow Me Function: Remote Control has a sensor built in. In this mode, the unit will sense the temperature at the Remote Control instead of at the indoor unit for that temperature.
- Controls: Wired Controls (optional)
Wi-Fi Control - Cool Link installed in unit (optional)

CPP3 Series

UP TO
24.6 SEER2
HIGH EFFICIENCY
Low Ambient
-13°F



ComfortStar®



ALEGRIA PLATINUM SERIES



PLATINUM Quick Glance Features:



Wi-Fi Control (optional)



Celsius & Fahrenheit Degree Switch



Quiet Mode



Auto-Restart



Intelligent Defrost



Low Temperature Heating & Cooling



24 Hour Timer



Follow Me



Wired Control (optional)

PLATINUM Quick Glance Features:



Low Ambient



Manual Power



Interactive Display



Self-Diagnosis



Bypass Mode



2-Way Draining



3 Directional Airflow



Mute

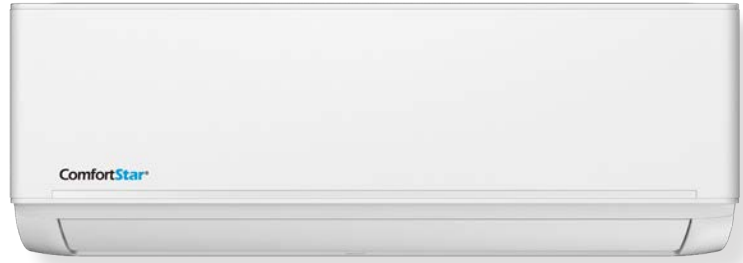
PLATINUM Additional Features:

- Indoor Unit TU1 Copper Coil
- Humidity Control
- 1~100% Fan Speed Setting
- Wi-Fi Capability: through Wi-Fi USB or wired control with built-in Wi-Fi.
- OTA (by using Wi-Fi USB)
 - Multiple Control Options Available:
 - Two Way Communication Wired Control /Built-in Wi-Fi
 - Infrared Wired Control
 - Wireless Remote Control
 - Third-party 24V Thermostat

Warranty Registration required except in California and Quebec, Canada.

ALEGRIA PLATINUM SERIES

SINGLE ZONE HEAT PUMP



CPP3 Indoor Series

CPP3 Outdoor Series

Up to 24.6 SEER2 | Wi-Fi Compatible



INDOOR UNIT			CPP3-09CA(I)	CPP3-12CA(I)	CPP3-09CD(I)	CPP3-12CD(I)
OUTDOOR UNIT			CPP3-09CA(O)	CPP3-12CA(O)	CPP3-09CD(O)	CPP3-12CD(O)
Power Supply	V-Hz-Ph		115V,60Hz,1Ph	115V,60Hz,1Ph	208/230V,60Hz,1Ph	208/230V,60Hz,1Ph
	Voltage Range	V	103.5-126.5	103.5-126.5	187-253	187-253
Cooling	Capacity	Btu/h	9000	12000	9000	12000
	Input	W	600	960	612	984
	Current	A	6.9	10.0	4.6	4.5
	SEER2	Btu/h/W	24.5	23.2	24.6	23.1
	EER2	Btu/h/W	15.0	12.5	14.7	12.2
Heating	Heating Capacity	Btu/h	10000	12000	10000	12000
	Heating Input	W	698	950	800	953
	Heating Current	A	7.6	10.3	3.6	4.3
	HSPF2-4	Btu/h/W	10.7	10.4	13.0	11.5
	HSPF2-5	Btu/h/W	8.2	7.6	9.5	8.5
	COP	Btu/h/W	14.3	12.6	12.5	12.6
Indoor Minimum Circuit Ampacity	A	3.0	3.0	3.0	3.0	
Indoor Max. Fuse	A	15	15	15	15	
Outdoor Minimum Circuit Ampacity	A	18.0	18.0	12.0	12.0	
Outdoor Max. Fuse	A	20	20	15	15	
Indoor Air Flow (Turbo/Hi/Mi/Lo/Si)	CFM		370.8/306.1/235.4 188.4/141.3	370.8/306.1/235.4 188.4/141.3	382.6/294.3/194.2 153.0/N/A	382.6/294.3/194.2 153.0
Indoor Noise Level (Turbo/Hi/Mi/Lo/Si)	dB(A)		44.0/40.5/35.0/26.5/17.5	44.0/40.5/35.0/26.5/17.5	45.5/42/36/21/19.5	46/43/37/20/19
Indoor Unit	UnitDimension(WxDxH)	inch	31.57 x 7.87 x 11.61	31.57 x 7.87 x 11.61	31.57 x 7.87 x 11.61	31.57 x 7.87 x 11.61
	PackageDimen.(WxDxH)	inch	34.45 x 11.22 x 14.96	34.45 x 11.22 x 14.96	34.45 x 11.22 x 14.96	34.45 x 11.22 x 14.96
	Net/Gross Weight	lb	19.84/26.01	19.84/26.01	18.96/24.25	18.96/24.25
Outdoor Noise Level (Hi)	dB(A)		53.0	53.0	52.5	54.0
Outdoor Air Flow	CFM		1235.3	1235.3	1235.3	1235.3
Outdoor Unit	UnitDimension(WxDxH)	inch	30.12 x 11.93 x 21.85	30.12 x 11.93 x 21.85	30.12 x 11.93 x 21.85	30.12 x 11.93 x 21.85
	PackageDimen.(WxDxH)	inch	34.92 x 13.27 x 24.02	34.92 x 13.27 x 24.02	34.92 x 13.27 x 24.02	34.92 x 13.27 x 24.02
	Net/Gross Weight	lb	64.59/70.11	64.59/70.11	62.17/67.68	62.17/67.68
Refrigerant	Type/Charge	oz	R454B/33.51	R454B/33.51	R454B/32.45	R454B/32.45
	OutdoorAdd.Chargeperft	oz/ft	0.16	0.16	0.16	0.16
	N.A. Design Pressure	PSI	550 / 340	550 / 340	550 / 340	550 / 340
Refrigerant Piping	Liquid Side/Gas Side	inch	1/4" / 3/8"	1/4" / 3/8"	1/4" / 3/8"	1/4" / 3/8"
	Max. Piping Length	ft	82.00	82.00	82.00	82.00
	Max. Height Difference	ft	49.20	49.20	49.20	49.20
Connection Wiring			14#x4	14#x4	14#x4	14#x4
Thermostat Type			Remote Control	Remote Control	Remote Control	Remote Control
Operating Temp. Range	Indoor(Cooling/Heating)	°F	60-90/32-86	60-90/32-86	60-90/32-86	60-90/32-86
	Outdoor(Cooling/Heating)	°F	-13-75/-13-122	-13-75/-13-122	-13-75/-13-122	-13-75/-13-122

For proper wiring sizes always refer to local codes.

CPP3 Series | Up to 24.6 SEER2 | Wi-Fi Compatible

-13°F Low Outdoor Ambient Operating Temperature for both Heating and Cooling.

PLATINUM Additional Features:

- Indoor Unit TU1 Copper Coil
- Humidity Control
- 1~100% Fan Speed Setting
- Wi-Fi Capability: through Wi-Fi USB or wired control with built-in Wi-Fi.
- OTA (by using Wi-Fi USB)
- Multiple Control Options Available:
 - Two Way Communication Wired Control and Built-in Wi-Fi
 - Infrared Wired Control
 - Wireless Remote Control
 - Third-party 24V Thermostat

INDOOR UNIT			CPP3-18CD(I)	CPP3-24CD(I)	CPP3-30CD(I)	CPP3-36CD(I)
OUTDOOR UNIT			CPP3-18CD(O)	CPP3-24CD(O)	CPP3-30CD(O)	CPP3-36CD(O)
Power Supply	V-Hz-Ph		208/230V,60Hz,1Ph	208/230V,60Hz,1Ph	208/230V,60Hz,1Ph	208/230V,60Hz,1Ph
	Voltage Range	V	187-253	187-253	187-253	187-253
Cooling	Capacity	Btu/h	18000	24000	30000	36000
	Input	W	1333	1846	2500	3830
	Current	A	6.0	8.0	11.0	17.0
	SEER2	Btu/h/W	24.0	23.5	22.3	19.5
	EER2	Btu/h/W	13.5	13.0	12.0	9.3
Heating	Heating Capacity	Btu/h	18000	25000	30000	36000
	Heating Input	W	1385	2379	2900	3580
	Heating Current	A	6.2	10.4	12.6	16.0
	HSPF2-4	Btu/h/W	11.1	10.0	9.0	9.1
	HSPF2-5	Btu/h/W	8.3	7.7	7.0	7.0
	COP	Btu/h/W	13.0	10.5	10.3	10.1
Indoor Minimum Circuit Ampacity		A	3.0	3.0	3.0	3.0
Indoor Max. Fuse		A	15	15	15	15
Outdoor Minimum Circuit Ampacity		A	18.0	24.0	28.0	33.0
Outdoor Max. Fuse		A	20	25	30	35
Indoor Air Flow (Turbo/Hi/Mi/Lo/Si)		CFM	759.3/500.3/441.4/370.8	759.3/588.6/459.1/382.6	871.1/647.5/447.3/329.6	871.1/676.9/447.3/329.6
Indoor Noise Level (Turbo/Hi/Mi/Lo/Si)		dB(A)	54/45/40.0/26/20	54.0/48.5/43.5/27.5/20.5	56.5/52/45/36/22	57.0/51.0/45.0/33.5/27.5
Indoor Unit	Unit Dimension (WxDxH)	inch	42.60 x 9.21 x 13.27	42.60 x 9.21 x 13.27	49.57 x 11.14 x 14.25	49.57 x 11.14 x 14.25
	Package Dimen. (WxDxH)	inch	45.47 x 16.34 x 12.40	45.47 x 16.34 x 12.40	52.76 x 17.72 x 15.16	52.76 x 17.72 x 15.16
	Net/Gross Weight	lb	30.42/39.68	30.86/40.56	43.43/56.88	43.43/56.88
Outdoor Noise Level (Hi)		dB(A)	59.0	60.0	61.5	63.0
Outdoor Air Flow		CFM	1764.7	2235.3	2235.294118	2235.294118
Outdoor Unit	Unit Dimension (WxDxH)	inch	35.04 x 13.46 x 26.50	37.24 x 16.14 x 31.89	37.24 x 16.14 x 31.89	37.24 x 16.14 x 31.89
	Package Dimen. (WxDxH)	inch	39.17 x 15.67 x 29.13	42.91 x 19.68 x 34.84	42.91 x 19.68 x 34.84	42.91 x 19.68 x 34.84
	Net/Gross Weight	lb	92.59/100.31	122.13/132.28	142.86/154.54	150.35/160.27
Refrigerant	Type/Charge	oz	R454B/47.97	R454B/70.55	R454B/84.66	R454B/112.88
	Outdoor Add. Charge per ft	oz/ft	0.16	0.32	0.32	0.32
	N.A. Design Pressure	PSI	550 / 340	550 / 340	550 / 340	550 / 340
Refrigerant Piping	Liquid Side/Gas Side	inch	1/4" / 1/2"	3/8" / 5/8"	3/8" / 5/8"	3/8" / 5/8"
	Max. Piping Length	ft	98.40	164.00	164.00	213.20
	Max. Height Difference	ft	65.60	82.00	82.00	98.40
Connection Wiring			14#x4	14#x4	14#x4	14#x4
Thermostat Type			Remote Control	Remote Control	Remote Control	Remote Control
Operating Temp. Range	Indoor (Cooling/Heating)	°F	60-90/32-86	60-90/32-86	60-90/32-86	60-90/32-86
	Outdoor (Cooling/Heating)	°F	-13-75/-13-122	-13-75/-13-122	5-122/5-72	5-122/5-72

For proper wiring sizes always refer to local codes.



ALEGRIA  **HI-HEAT**  **SERIES**

CHF3 Outdoor Unit *SINGLE ZONE HEAT PUMP*

R454B

-22°F Low Outdoor Ambient Operating Temperature for Heating and Cooling.

HI-HEAT Expanded Features:

- Low Ambient: Capable of producing comfortable heating and cooling to outdoor ambient temperatures as low as -22°F.
- Manual Power Switch: Power unit ON/OFF using button located at the evaporator.
- Interactive Display shows:
 - Error codes based on system failure.
 - Service codes if your filter needs cleaning.
 - Error code if refrigerant leak is detected.
 - When unit goes into auto defrost.
- Self-Diagnosis: Unit will shut down and go into protection mode if it detects abnormalities. The display will show an error code.
- Bypass Mode: Unit will continue to operate if a non-critical component fails, such as a sensor.
- 2-Way Draining Option: Ability to place drain hose on left/right hand side allows for flexible installation.
- 3 Directional Airflow: Air flow reaches more surface area including the corners of the room.
- Mute Operation: Silence from the Remote Control.
- Follow Me Function: Remote Control has sensor built in. The unit will sense the temperature at the Remote Control instead of at the indoor unit for the set temperature.
- Controls: Wired Controls (optional)
Wi-Fi Control - Cool Link installed in unit (optional)

CHF3 Series



UP TO
26 SEER2
HIGH EFFICIENCY
Low Ambient
-22°F

WARRANTY
10 YEAR
WARRANTY COMPRESSOR AND PARTS

ALEGRIA HI-HEAT SERIES

INVERTER  

HI-HEAT Quick Glance Features:



Wi-Fi Control (optional)



Celsius & Fahrenheit Degree Switch



Quiet Mode



Auto-Restart



Intelligent Defrost



Low Temperature Heating & Cooling



24 Hour Timer



Follow Me



Wired Control (optional)

HI-HEAT Quick Glance Features:



Low Ambient



Manual Power



Interactive Display



Self-Diagnosis



Bypass Mode



2-Way Draining



3 Directional Airflow

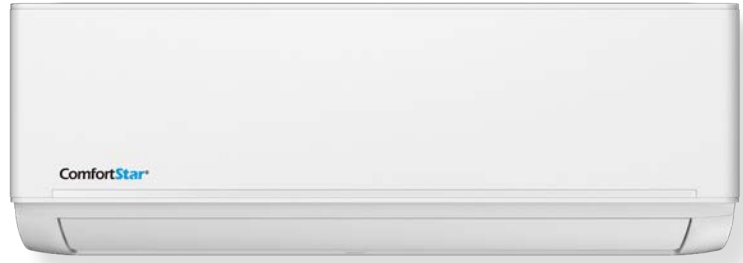


Mute

HI-HEAT Quick Glance Features:

- Indoor Unit TU1 Copper Coil
- Humidity Control
- 1~100% Fan Speed Setting
- Wi-Fi Capability: through Wi-Fi USB or wired control with built-in Wi-Fi.
- OTA (by using Wi-Fi USB)
 - Multiple Control Options Available:
 - Two Way Communication Wired Control /Built-in Wi-Fi
 - Infrared Wired Control
 - Wireless Remote Control
 - Third-party 24V Thermostat

Warranty Registration required except in California and Quebec, Canada.



CPP3 Indoor Series CHF3 Outdoor Series

Up to 26 SEER2 | Wi-Fi Compatible



INDOOR UNIT			CPP3-06CD(I)	CPP3-09CD(I)	CPP3-12CD(I)	CPP3-18CD(I)	CPP3-24CD(I)	CPP3-36CD(I)
OUTDOOR UNIT			CHF3-06CD(O)	CHF3-09CD(O)	CHF3-12CD(O)	CHF3-18CD(O)	CHF3-24CD(O)	CHF3-36CD(O)
Power Supply	V-Hz-Ph		208/230V,60Hz,1Ph	208/230V,60Hz,1Ph	208/230V,60Hz,1Ph	208/230V,60Hz,1Ph	208/230V,60Hz,1Ph	208/230V,60Hz,1Ph
	Voltage Range	V	187-253	187-253	187-253	187-253	187-253	187-253
Cooling	Capacity	Btu/h	6000	9000	12000	18000	23000	33000
	Input	W	375	600	910	1384	1840	2821
	Current	A	3.1	4.0	4.1	9.0	8.4	12.6
	SEER2	Btu/h/W	25.3	26.0	24.0	21.7	22.3	20.0
	EER2	Btu/h/W	16.0	15.0	13.2	13.0	12.5	11.7
Heating	Heating Capacity	Btu/h	7000	12000	12000	18000	26000	36000
	Heating Input	W	540	970	970	1490	2498	3277
	Heating Current	A	4.0	4.3	4.3	9.5	11.2	14.1
	HSPF2-4	Btu/h/W	14.6	12.5	10.5	10.8	13.3	10.5
	HSPF2-5	Btu/h/W	11.2	10.1	8.0	8.8	9.6	8.6
	COP	Btu/h/W	13.0	12.4	12.4	12.1	10.4	11.0
Indoor Minimum Circuit Ampacity	A	3.0	3.0	3.0	3.0	3.0	3.0	
Indoor Max. Fuse	A	15	15	15	15	15	15	
Outdoor Minimum Circuit Ampacity	A	12.0	15.0	15.0	19.0	24.9	34.0	
Outdoor Max. Fuse	A	15	15	15	20	25	35	
Indoor Air Flow (Turbo/Hi/Mi/Lo/Si)	CFM	294.3 / 235.4 / 176.6 / 141.3 / N/A	382.6 / 294.3 / 194.2 / 153.0 / N/A	382.6 / 294.3 / 194.2 / 153.0	759.3 / 500.3 / 441.4 / 370.8	759.3 / 588.6 / 459.1 / 382.6	829.9 / 676.9 / 529.7 / 447.3	
Indoor Noise Level (Turbo/Hi/Mi/Lo/Si)	dB(A)	42.0/37.0/32.0/24.0/20.0	N/A/39.5/33/24/20.5	N/A/42/35.5/22.5/20	54.5/45.0/40.0/24.5/20.0	54.5/49.5/43.5/34.5/20.5	56.0/52.5/46.5/29.5/23.0	
Indoor Unit (WxDxH)	Unit Dimension	inch	28.70 x 7.87 x 11.50	31.57 x 7.87 x 11.61	31.57 x 7.87 x 11.61	42.60 x 9.21 x 13.27	42.60 x 9.21 x 13.27	49.57 x 11.14 x 14.25
	Package Dimen.	inch	31.10 x 10.63 x 14.76	34.45 x 11.22 x 14.96	34.45 x 11.22 x 14.96	45.47 x 16.34 x 12.40	45.47 x 16.34 x 12.40	52.76 x 17.72 x 15.16
	Net/Gross Weight	lb	17.64/23.15	18.96/24.25	18.96/24.25	30.42/39.68	30.86/40.56	43.21/57.32
Outdoor Noise Level (Hi)	dB(A)	53.0	56.0	56.0	59.0	61.0	63.5	
Outdoor Air Flow	CFM	1235.3	1470.6	1470.6	1764.7	2235.3	2235.3	
Outdoor Unit (WxDxH)	Unit Dimension	inch	30.12 x 11.93 x 21.85	31.69 x 12.99 x 21.81	31.69 x 12.99 x 21.81	35.04 x 13.46 x 26.50	37.24 x 16.14 x 31.89	37.24 x 16.14 x 31.89
	Package Dimen.	inch	34.92 x 13.27 x 24.02	36.02 x 14.57 x 24.21	36.02 x 14.57 x 24.21	39.17 x 15.67 x 29.13	42.91 x 19.68 x 34.84	42.91 x 19.68 x 34.84
	Net/Gross Weight	lb	62.17/67.68	72.75/78.70	72.75/78.70	99.87/107.80	130.29/141.31	156.97/167.99
Refrigerant	Type/Charge	oz	R454B/32.45	R454B/35.27	R454B/35.27	R454B/55.38	R454B/63.49	R454B/87.13
	Outd Add. Charge ft	oz/ft	0.16	0.16	0.16	0.16	0.32	0.32
	N.A. Design Press.	PSI	550 / 340	550 / 340	550 / 340	550 / 340	550 / 340	550 / 340
Refrigerant Piping	Liquid Side/Gas Side	inch	1/4" / 3/8"	1/4" / 3/8"	1/4" / 3/8"	1/4" / 1/2"	3/8" / 5/8"	3/8" / 3/4"
	Max. Piping Length	ft	82.00	82.00	82.00	98.40	164.00	164.00
	Max. Height Diff.	ft	49.20	49.20	49.20	65.60	82.00	82.00
Connection Wiring		14#x4	14#x4	14#x4	14#x4	14#x4	14#x4	
Thermostat Type		Remote Control	Remote Control	Remote Control	Remote Control	Remote Control	Remote Control	
Oper. Temp. Range	Indoor (Cool/Heat)	°F	60-90/32-86	60-90/32-86	60-90/32-86	60-90/32-86	60-90/32-86	60-90/32-86
	Outdoor (Cool/Heat)	°F	-22-75/-22-122	-22-75/-22-122	-22-75/-22-122	-22-75/-22-122	-22-75/-22-122	-22-75/-22-122

For proper wiring sizes always refer to local codes.

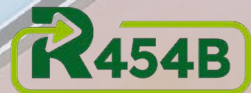
ALEGRIA PLATINUM SERIES

SINGLE ZONE | LIGHT COMMERCIAL

-13°F Low Outdoor Ambient Operating Temperature for Heating and Cooling.
All Indoor Units Wi-Fi Compatible.

UP TO
24.6 SEER2
HIGH EFFICIENCY
Low Ambient
-13°F

WARRANTY
7 YEAR
WARRANTY
COMPRESSOR AND PARTS



Warranty Registration required except in California and Quebec, Canada.

ALEGRIA PLATINUM SERIES

SINGLE ZONE | LIGHT COMMERCIAL

PLATINUM Light Commercial Quick Glance Features:



Wi-Fi Control (optional)



Celsius & Fahrenheit Degree Switch



Quiet Mode



Auto-Restart



Intelligent Defrost



Low Temperature Heating & Cooling



24 Hour Timer



Follow Me



Wired Control (optional)

PLATINUM Quick Glance Features:



Low Ambient



Manual Power



Interactive Display



Self-Diagnosis



Bypass Mode



2-Way Draining



3 Directional Airflow

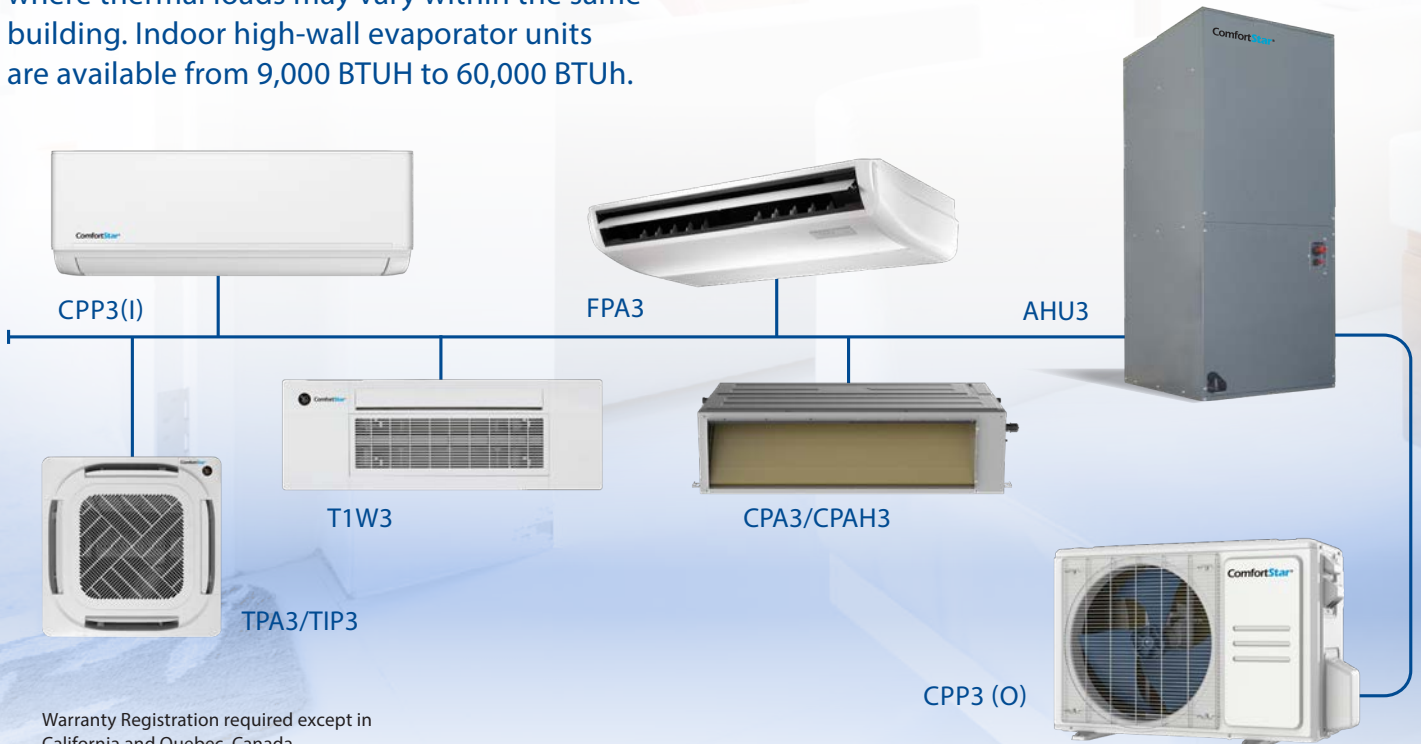


Mute

PLATINUM Additional Features:

- Indoor Unit TU1 Copper Coil
- Humidity Control
- 1~100% Fan Speed Setting
- Wi-Fi USB or wired control with built-in Wi-Fi.
- OTA (by using Wi-Fi USB)
- Multiple Control Options Available:
 - Two Way Communication Wired Control/Built-in Wi-Fi
 - Infrared Wired Control
 - Wireless Remote Control
 - Third-party 24V Thermostat

Perfect for achieving true-zoning in applications where thermal loads may vary within the same building. Indoor high-wall evaporator units are available from 9,000 BTUH to 60,000 BTUH.



Warranty Registration required except in California and Quebec, Canada.

UP TO
24.6 SEER2
HIGH EFFICIENCY
Low Ambient
-13°F

SINGLE ZONE | LIGHT COMMERCIAL · SELECTION CHART

OUTDOOR UNIT	CPP3(I)	FPA3	TPA3	CPA3/CPA3H		AHU3	T1W
CPP3-09CA(O)	CPP3-09CA(I)	---	---	---	---	---	---
CPP3-12CA(O)	CPP3-12CA(I)	---	---	---	---	---	---
CPP3-09CD(O)	CPP3-09CD(I)	---	TPA3-09CD(I)	CPA3-09CD(I)	CPA3H-09CD(I)	---	TIW3-09CD(I)
CPP3-12CD(O)	CPP3-12CD(I)	---	TPA3-12CD(I)	CPA3-12CD(I)	CPA3H-12CD(I)	---	TIW3-12CD(I)
CPP3-18CD(O)	CPP3-18CD(I)	FPA3-18CD(I)	TPA3-18CD(I)	CPA3-18CD(I)	CPA3H-18CD(I)	AHU3-18M	TIW3-18CD(I)
CPP3-24CD(O)	CPP3-24CD(I)	FPA3-24CD(I)	TIP3-24CD(I)	---	CPA3H-24CD(I)	AHU3-24M	---
CPP3-30CD(O)	CPP3-30CD(I)	---	---	---	---	AHU3-30M	---
CPP3-36CD(O)	CPP3-36CD(I)	---	---	---	---	AHU3-36M	---
CPP3-36DU(O)	---	FPA3-36DU(I)	TIP3-36DU(I)	---	CPA3H-36DU(I)	---	---
CPP3-48DU(O)	---	FPA3-48DU(I)	TIP3-48DU(I)	---	CPA3H-48DU(I)	---	---
CPP3-60DU(O)	---	FPA3-60DU(I)	---	---	CPA3H-60DU(I)	---	---

CPP3 (O) Series | Light Commercial Side Discharge Condenser

- R454B System
- Match with Wall-Mount, Floor-Ceiling, Fan Coils, Air Handler or Cassette Type Indoor Units
- Gold Fin Protection
- Horizontal Discharge Condensing Units to save Installation Space
- Self Diagnosis Error Codes
- UL and CSA Certified for Safety
- AHRI Listed for Efficiency



ALEGRIA PLATINUM SERIES

SINGLE ZONE | LIGHT COMMERCIAL

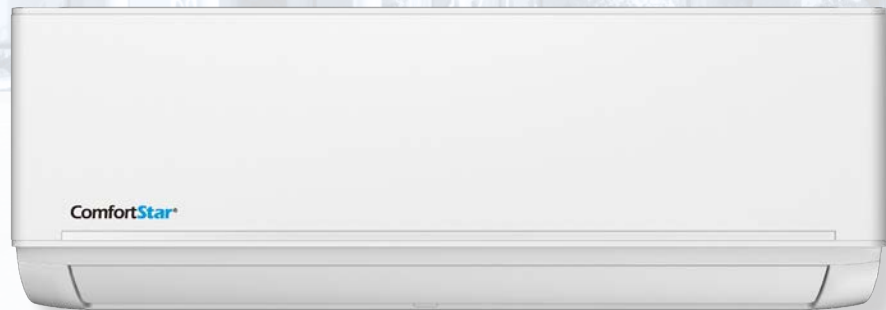
UP TO
24.6 SEER2
HIGH EFFICIENCY
Low Ambient
-13°F

Common Features:

- Wi-Fi Capability: Through Wi-Fi USB Or Wired Control With Built-in Wi-Fi
- OTA (By Using Wi-Fi USB)
- 2-Pin Connector (HA/HB) for Programmable Wired Control
- Multiple Control Options Available:
 - Two Way Communication Wired Control
 - Two Way Communication Wired Control With Built-in Wi-Fi
 - Infrared Wired Control
 - Wireless Remote Control
 - Third-party 24V Thermostat

CPP3 (I) Series Indoor High Wall Mount

- R454B System
- Indoor Unit TU1 Copper Coil
- Humidity Control
- Fan Speed Stages: 1~100%



TPA3/TIP3 Series Indoor 4-Way Cassette

- 360° Air Flow
- Remote On-off and Alarm Ports
- Refrigerant Leakage Detection Sensor
- Humidity Sensor
- Built-in Pump
- Fan Speed Stages: 1~100%



Warranty Registration required except in California and Quebec, Canada.

T1W3 Series Indoor 1-Way Cassette

- Designed to Fit Between Both I-Joist Spacing And Traditional Joist Spacing
- Elevation Panel
- Refrigerant Leakage Detection Sensor
- Humidity Sensor
- Built-in Pump
- Built-in Circuit Breaker
- Fan Speed Stages: 1~100%



FPA3 Series Indoor Floor/Ceiling

- 2 Style Installation
- 3D Airflow
- Refrigerant Leakage Detection Sensor
- Humidity Sensor
- 88" Display Tube
- Fan Speed Stages: 1~100%



CPA3/CPA3H Series Indoor Fan Coil

- Compatible With Both Horizontal And Vertical Installation (Optional)
- Static Pressure Setting Stages: 4
- Refrigerant Leakage Detection Sensor
- Constant Airflow
- Built-in Pump
- I-Clean
- Fan Speed Stages: 1~100%



AHU3 Series Indoor Air Handler

- Multi-position Installation: Horizontal (Left Or Right), Vertical (Up Or Down)
- Aluminum Coil
- Constant Air Flow System Up To 0.80 In. W.G.
- 1" R4.2 Fiberglass Free Insulation Reduces Condensation And Boosts Efficiency (Optional)
- Optional Auxiliary Heat Kit Up To 25kw
- Easy Maintenance
- High Efficiency Up To 19.7 SEER2, 12.1 EER2, 9.8 HSPF2
- Chassis Heater And Crankcase Heater Equipped As Standard



Warranty Registration required except in California and Quebec, Canada.

CPP3 (O) Outdoor Series

Light Commercial Side Discharge Condensers



CAPACITY			9K	12K	18K	24K
OUTDOOR UNIT			CPP3-09CD(O)	CPP3-12CD(O)	CPP3-18CD(O)	CPP3-24CD(O)
Power Supply	V-Hz-Ph		208/230V,60Hz,1Ph	208/230V,60Hz,1Ph	208/230V,60Hz,1Ph	208/230V,60Hz,1Ph
	Voltage Range	V	187-253	187-253	187-253	187-253
Outdoor Minimum Circuit Ampacity		A	12.00	12.00	18.00	24.00
Outdoor Max. Fuse		A	15	15	20	25
Outdoor Air Flow		CFM	1236.1	1236.1	1765.8	2236.7
Outdoor Noise Level (Hi)		dB(A)	54.5	54.5	57.5	59.5
Connection Wiring			14#x4	14#x4	14#x4	14#x4
Outdoor Unit	Unit Dimension (WxDxH)	inch	30.12 x 11.93 x 21.85	30.12 x 11.93 x 21.85	35.04 x 13.46 x 26.50	37.24 x 16.14 x 31.89
	Package Dimension (WxDxH)	inch	34.92 x 13.27 x 24.02	34.92 x 13.27 x 24.02	39.17 x 15.67 x 29.13	42.91 x 19.68 x 34.84
	Net/Gross Weight	lb.	62.17/67.68	62.17/67.68	92.59/100.31	122.13/132.28
Refrigerant	Type/Charge	oz	R454B/32.45	R454B/32.45	R454B/47.97	R454B/70.55
	Outdoor Additional Charge per ft	oz/ft	0.16	0.16	0.16	0.32
	N.A. Design Pressure	PSI	550 / 340	550 / 340	550 / 340	550 / 340
Refrigerant Piping	Liquid Side/Gas Side	inch	1/4" / 3/8"	1/4" / 3/8"	1/4" / 1/2"	3/8" / 5/8"
	Max. Piping Length	ft	82.00	82.00	98.40	164.00
	Max. Height Difference	ft	49.20	49.20	65.60	82.00
Operating Temp. Range	Cooling	°F	-13-122	-13-122	-13-122	-13-122
	Heating	°F	-13-75	-13-75	-13-75	-13-75

For proper wiring sizes always refer to local codes.

ALEGRIA PLATINUM SERIES

SINGLE ZONE | LIGHT COMMERCIAL

Features:

- R454B System
- Match with Wall-Mount, Floor-Ceiling, Fan Coils, Air Handler or Cassette Type Indoor Units
- Gold Fin Protection
- Horizontal Discharge Condensing Units to save Installation Space
- Self Diagnosis Error Codes
- UL and CSA Certified for Safety
- AHRI Listed for Efficiency



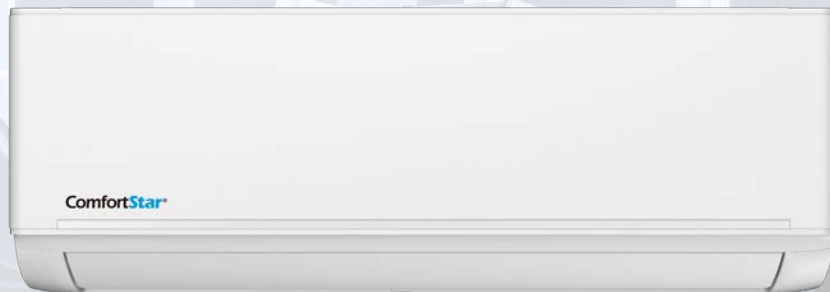
CPP3 (O) Outdoor Series

Light Commercial Side Discharge Condensers



CAPACITY			30K	36K	36K	48K	60K
OUTDOOR UNIT			CPP3-30CD(O)	CPP3-36CD(O)	CPP3-36DU(O)	CPP3-48DU(O)	CPP3-60DU(O)
Power Supply	V-Hz-Ph		208/230V,60Hz,1Ph	208/230V,60Hz,1Ph	208/230V,60Hz,1Ph	208/230V,60Hz,1Ph	208/230V,60Hz,1Ph
	Voltage Range	V	187-253	187-253	187-253	187-253	187-253
Outdoor Minimum Circuit Ampacity	A		28.0	33.0	33.00	39.00	42.00
Outdoor Max. Fuse	A		30	35	35	40	45
Outdoor Air Flow	CFM		2235.294118	2235.294118	2413.3	4237.9	4237.9
Outdoor Noise Level (Hi)	dB(A)		61.5	63.0	63.0	62.5	64.0
Connection Wiring			14#x4	14#x4	14#x2	14#x2	14#x3
Outdoor Unit	Unit Dimension (WxDxH)	inch	37.24 x 16.14 x 31.89	37.24 x 16.14 x 31.89	37.24 x 16.14 x 31.89	37.48 x 16.34 x 52.48	37.48 x 16.34 x 52.48
	Package Dimension (WxDxH)	inch	42.91 x 19.68 x 34.84	42.91 x 19.68 x 34.84	42.91 x 19.68 x 34.84	43.11 x 19.49 x 57.48	43.11 x 19.49 x 58.27
	Net/Gross Weight	lb.	142.86/154.54	150.35/160.27	152.34/162.48	208.78/239.86	209.44/240.08
Refrigerant	Type/Charge	oz	R454B/84.66	R454B/112.88	R454B/91.71	R454B/126.99	R454B/144.62
	Outdoor Additional Charge per ft	oz/ft	0.32	0.32	0.32	0.32	0.32
	N.A. Design Pressure	PSI	550 / 340	550 / 340	550 / 340	550 / 340	550 / 340
Refrigerant Piping	Liquid Side/Gas Side	inch	3/8" / 5/8"	3/8" / 5/8"	3/8" / 3/4"	3/8" / 3/4"	3/8" / 3/4"
	Max. Piping Length	ft	164.00	213.20	246.00	246.00	246.00
	Max.HeightDifference	ft	82.00	98.40	98.40	98.40	98.40
OperatingTemp. Range	Cooling	°F	-13~75	-13~75	-13~122	-13~122	-13~75
	Heating	°F	-13~122	-13~122	-13~75	-13~75	-13~122

For proper wiring sizes always refer to local codes.



CPP3 (I) Indoor Series

Light Commercial Indoor
High Wall Mount



INDOOR UNIT			CPP3-09CD(I)	CPP3-12CD(I)	CPP3-18CD(I)	CPP3-24CD(I)	CPP3-30CD(I)	CPP3-36CD(I)	
OUTDOOR UNIT			CPP3-09CD(O)	CPP3-12CD(O)	CPP3-18CD(O)	CPP3-24CD(O)	CPP3-30CD(O)	CPP3-36CD(O)	
PowerSupply	Volts; Hz; Phase	V-Hz-Ph	208/230V,60Hz,1Ph	208/230V,60Hz,1Ph	208/230V,60Hz,1Ph	208/230V,60Hz,1Ph	208/230V,60Hz,1Ph	208/230V,60Hz,1Ph	
	Voltage Range	V	187-253	187-253	187-253	187-253	187-253	187-253	
Cooling	Capacity	Btu/h	9000	12000	18000	24000	30000	36000	
	Input	W	612	984	1333	1846	2500	3830	
	Current	A	4.6	4.5	6.0	8.0	11.0	17.0	
	SEER2	Btu/h/W	24.6	23.1	24.0	23.5	22.3	19.5	
	EER2	Btu/h/W	14.7	12.2	13.5	13.0	12.0	9.3	
	Heating Capacity	Btu/h	10000	12000	18000	25000	30000	36000	
Heating	Heating Input	W	800	953	1385	2379	2900	3580	
	Heating Current	A	3.6	4.3	6.2	10.4	12.6	16.0	
	HSPF2-4	Btu/h/W	13.0	11.5	11.1	10.0	9.0	9.1	
	HSPF2-5	Btu/h/W	9.5	8.5	8.3	7.7	7.0	7.0	
	COP	Btu/h/W	12.5	12.6	13.0	10.5	10.3	10.1	
	IndoorMinimumCircuitAmpacity	A	3.0	3.0	3.0	3.0	3.0	3.0	
Indoor Max. Fuse	A	15	15	15	15	15	15		
OutdoorMinimumCircuitAmpacity	A	12.0	12.0	18.0	24.0	28.0	33.0		
Outdoor Max. Fuse	A	15	15	20	25	30	35		
IndoorAirFlow(Turbo/Hi/Mi/Lo/Si)	CFM	382.6 / 294.3 / 194.2 / 153.0 / N\A			759.3 / 500.3 / 441.4 / 370.8 /	759.3 / 588.6 / 459.1 / 382.6 /	871.1 / 647.5 / 447.3 / 329.6 /	871.1 / 676.9 / 447.3 / 329.6 /	
Indoor Noise Level (Turbo/Hi/Mi/Lo/Si)	dB(A)	45.5/42/36/21/19.5		46/43/37/20/19	54/45/40.0/26/20		54.0/48.5/43.5/27.5/20.5	56.5/52/45/36/22	57.0/51.0/45.0/33.5/27.5
Indoor Unit (WxDxH)	Unit Dimension	inch	31.57 x 7.87 x 11.61	31.57 x 7.87 x 11.61	42.60 x 9.21 x 13.27	42.60 x 9.21 x 13.27	49.57 x 11.14 x 14.25	49.57 x 11.14 x 14.25	
	Package Dimen.	inch	34.45 x 11.22 x 14.96	34.45 x 11.22 x 14.96	45.47 x 16.34 x 12.40	45.47 x 16.34 x 12.40	52.76 x 17.72 x 15.16	52.76 x 17.72 x 15.16	
	Net/Gross Weight	lb	18.96/24.25	18.96/24.25	30.42/39.68	30.86/40.56	43.43/56.88	43.43/56.88	
Outdoor Air Flow (CFM)	dB(A)	52.5		54.0	59.0	60.0	61.5	63.0	
Outdoor Noise Level (Hi)	CFM	1235.3		1235.3	1764.7	2235.3	2235.294118	2235.294118	
OutdoorUnit (WxDxH)	Unit Dimension	inch	30.12 x 11.93 x 21.85	30.12 x 11.93 x 21.85	35.04 x 13.46 x 26.50	37.24 x 16.14 x 31.89	37.24 x 16.14 x 31.89	37.24 x 16.14 x 31.89	
	Package Dimen.	inch	34.92 x 13.27 x 24.02	34.92 x 13.27 x 24.02	39.17 x 15.67 x 29.13	42.91 x 19.68 x 34.84	42.91 x 19.68 x 34.84	42.91 x 19.68 x 34.84	
	Net/Gross Weight	lb	62.17/67.68	62.17/67.68	92.59/100.31	122.13/132.28	142.86/154.54	150.35/160.27	
Refrigerant	Type/Charge	oz	R454B/32.45	R454B/32.45	R454B/47.97	R454B/70.55	R454B/84.66	R454B/112.88	
	Outd. Add.Charge per ft	oz/ft	0.16		0.16	0.32	0.32	0.32	
	N.A. Design Press.	PSI	550 / 340		550 / 340	550 / 340	550 / 340	550 / 340	
Refrigerant Piping	LiquidSide/GasSide	inch	1/4" / 3/8"		1/4" / 3/8"	1/4" / 1/2"	3/8" / 5/8"	3/8" / 5/8"	
	Max.PipingLength	ft	82.00		82.00	98.40	164.00	213.20	
	Max. H Difference	ft	49.20		49.20	65.60	82.00	98.40	
Connection Wiring		14#x4		14#x4	14#x4	14#x4	14#x4		
Thermostat Type		Remote Control		Remote Control	Remote Control	Remote Control	Remote Control	Remote Control	
Operating Temp. Range	Indoor(Cool/Heat)	°F	60-90/32-86		60-90/32-86	60-90/32-86	60-90/32-86	60-90/32-86	
	Outdoor(Cool/Heat)	°F	-13-75/-13-122		-13-75/-13-122	-13-75/-13-122	-13-75/-13-122	5-122/5-72	

For proper wiring sizes always refer to local codes.

ALEGRIA PLATINUM SERIES

SINGLE ZONE | LIGHT COMMERCIAL



TPA3/TIP3 Series

Light Commercial Indoor 4-Way Cassette




INDOOR UNIT			TPA3-09CD(I)	TPA3-12CD(I)	TPA3-18CD(I)	TIP3-24CD(I)	TIP3-36DU(I)	TIP3-48DU(I)
OUTDOOR UNIT			CPP3-09CD(O)	CPP3-12CD(O)	CPP3-18CD(O)	CPP3-24CD(O)	CPP3-36DU(O)	CPP3-48DU(O)
Power Supply	Volts; Hz; Phase	V-Hz-Ph	208/230V,60Hz,1Ph	208/230V,60Hz,1Ph	208/230V,60Hz,1Ph	208/230V,60Hz,1Ph	208/230V,60Hz,1Ph	208/230V,60Hz,1Ph
	Voltage Range	V	187-253	187-253	187-253	187-253	187-253	187-253
Cooling	Capacity	Btu/h	9000	12000	16800	24000	36000	48000
	Input	W	629	968	1344	2000	3720	5053
	Current	A	4.5	4.3	6.1	8.8	16.4	22.5
	SEER2	Btu/h/W	21.6	21.1	20.7	22	20.0	19
	EER2	Btu/h/W	14.3	12.5	12.5	12.0	9.6	9.5
	Heating Capacity	Btu/h	10000	12000	18000	25000	38000	50000
Heating	Heating Input	W	733	991	1570	2268	3365	4950
	Heating Current	A	3.3	4.3	7.2	10.2	15.0	22.1
	HSPF2-4	Btu/h/W	11.3	10.4	11.4	10.5	10.3	9.9
	HSPF2-5	Btu/h/W	8.8	7.9	8.5	8.1	7.9	7.7
	COP	Btu/h/W	13.6	12.1	11.5	10.9	11.3	10.1
	Indoor Minim. Circuit Ampacity	A	3.00	3.00	3.00	3.00	3.00	3.00
Indoor Max. Fuse	A	15	15	15	15	15	15	
Outdoor Minim. Circuit Ampacity	A	12.00	12.00	18.00	24.00	33.00	39.00	
Outdoor Max. Fuse	A	15	15	20	25	35	40	
Indoor Air Flow (Turbo/Hi/Mi/Lo/Si)	CFM	353.2 / 312.0 / 264.9 / 182.5 / 147.2	417.9 / 364.9 / 306.1 / 194.2 / 147.2	447.3 / 388.5 / 317.8 / 194.2 / 147.2	765.2 / 706.3 / 635.7 / 547.4 / N/A	1041.8 / 947.6 / 853.5 / 753.4 / 659.2	1236.1 / 1124.2 / 1018.3 / 800.5 / 688.7	
Indoor Noise Level (Turbo/Hi/Mi/Lo/Si)	dB(A)	42.5/40/37.0/26.0/24.0	46/42.0/38.5/26.5/24.0	48/44.0/41.0/28.5/24.5	N/A/45.5/43.0/33.5/30.5	54/52.5/47.0/39.5/36.5	56.0/52.5/50.0/42.5/38.50	
Indoor Unit (WxDxH)	Unit Dimension	inch	22.44 x 22.44 x 9.65	22.44 x 22.44 x 9.65	22.44 x 22.44 x 9.65	32.68 x 32.68 x 8.07	32.68 x 32.68 x 9.65	32.68 x 32.68 x 11.30
	Package Dimension	inch	28.15 x 25.20 x 11.61	28.15 x 25.20 x 11.61	28.15 x 25.20 x 11.61	35.83 x 35.83 x 9.84	35.83 x 35.83 x 11.42	35.83 x 35.83 x 12.99
	Net/Gross Weight	lb.	35.27/41.89	35.27/41.89	35.27/41.89	47.18/59.08	59.30/71.43	64.59/76.06
Outdoor Air Flow (CFM)	CFM	1236.1	1236.1	1765.8	2236.7	2413.3	4237.9	
Outdoor Noise Level (Hi)	dB(A)	54.5	54.5	57.5	59.5	63.0	62.5	
Outdoor Unit (WxDxH)	Unit Dimension	inch	30.12 x 11.93 x 21.85	30.12 x 11.93 x 21.85	35.04 x 13.46 x 26.50	37.24 x 16.14 x 31.89	37.24 x 16.14 x 31.89	37.48 x 16.34 x 52.48
	Package Dimen.	inch	34.92 x 13.27 x 24.02	34.92 x 13.27 x 24.02	39.17 x 15.67 x 29.13	42.91 x 19.68 x 34.84	42.91 x 19.68 x 34.84	43.11 x 19.49 x 57.48
	Net/Gross Weight	lb.	62.17/67.68	62.17/67.68	92.59/100.31	122.13/132.28	152.34/162.48	208.78/239.86
Refrigerant	Type/Charge	oz	R454B/32.45	R454B/32.45	R454B/47.97	R454B/70.55	R454B/91.71	R454B/126.99
	Outd. Add. Charge per ft	oz/ft	0.16	0.16	0.16	0.32	0.32	0.32
	N.A. Design Pressure	PSI	550 / 340	550 / 340	550 / 340	550 / 340	550 / 340	550 / 340
Refrigerant Piping	Liquid/Gas Side	inch	1/4" / 3/8"	1/4" / 3/8"	1/4" / 1/2"	3/8" / 5/8"	3/8" / 3/4"	3/8" / 3/4"
	Max. Piping Length	ft	82.00	82.00	98.40	164.00	246.00	246.00
	Max. Height Diff.	ft	49.20	49.20	65.60	82.00	98.40	98.40
Connection Wiring			14#x4	14#x4	14#x4	14#x4	14#x2	14#x2
Operating Temp. Range	Indoor(Cool/Heat)	°F	60-90/32-86	60-90/32-86	60-90/32-86	60-90/32-86	60-90/32-86	60-90/32-86
	Outdoor(Cool/Heat)	°F	-13-122/-13-75	-13-122/-13-75	-13-122/-13-75	-13-122/-13-75	-13-122/-13-75	-13-122/-13-75

For proper wiring sizes always refer to local codes.

ALEGRIA PLATINUM SERIES

SINGLE ZONE | LIGHT COMMERCIAL



T1W3 Series

Light Commercial Indoor 1-Way Cassette

INDOOR UNIT			T1W3-09CD(I)	T1W3-12CD(I)	T1W3-18CD(I)
OUTDOOR UNIT			CPP3-09CD(O)	CPP3-12CD(O)	CPP3-18CD(O)
Power Supply	Volts; Hz; Phase	V-Hz-Ph	208/230V,60Hz,1Ph	208/230V,60Hz,1Ph	208/230V,60Hz,1Ph
	Voltage Range	V	187-253	187-253	187-253
Cooling	Capacity	Btu/h	9000	12000	18000
	Input	W	625	976	1440
	Current	A	4.2	4.4	6.4
	SEER2	Btu/h/W	22.1	22.1	22.2
	EER2	Btu/h/W	14.4	12.3	12.5
Heating	Heating Capacity	Btu/h	11000	12000	18000
	Heating Input	W	1007	1034	1600
	Heating Current	A	4.4	4.7	7.1
	HSPF2-4	Btu/h/W	11.8	10	12.2
	HSPF2-5	Btu/h/W	9.0	7.8	8.6
	COP	Btu/h/W	10.9	11.6	11.3
Indoor Minimum Circuit Ampacity		A	3.00	3.00	3.00
Indoor Max. Fuse		A	15	15	15
Outdoor Minimum Circuit Ampacity		A	12.00	12.00	18.00
Outdoor Max. Fuse		A	15	15	20
Indoor Air Flow (Turbo/Hi/Mi/Lo/Si)		CFM	341.4 / 294.3 / 259.0 / 235.4 / N/A	353.2 / 312.0 / 282.5 / 247.2 / 176.6	400.2 / 352.0 / 300.2 / 207.2 / N/A
Indoor Noise Level (Turbo/Hi/Mi/Lo/Si)		dB(A)	46.5/38.5/34.0/24.0/22.0	N/A/43.0/37.5/26.0/22.0	N/A/44.0/41.0/29.5/24.0
Indoor Unit	Unit Dimension (WxDxH)	inch	50.31 x 13.19 x 8.98	50.31 x 13.19 x 8.98	50.31 x 13.19 x 8.98
	Package Dimen. (WxDxH)	inch	57.60 x 22.48 x 22.64	57.60 x 22.48 x 22.64	57.60 x 22.48 x 22.64
	Net/Gross Weight	lb	45.19/82.45	45.19/82.45	45.19/82.89
Outdoor Air Flow (CFM)		CFM	1236.1	1236.1	1765.8
Outdoor Noise Level (Hi)		dB(A)	54.5	54.5	57.5
Outdoor Unit	Unit Dimension (WxDxH)	inch	30.12 x 11.93 x 21.85	30.12 x 11.93 x 21.85	35.04 x 13.46 x 26.50
	Package Dimen. (WxDxH)	inch	34.92 x 13.27 x 24.02	34.92 x 13.27 x 24.02	39.17 x 15.67 x 29.13
	Net/Gross Weight	lb	62.17/67.68	62.17/67.68	92.59/100.31
Refrigerant	Type/Charge	oz	R454B/32.45	R454B/32.45	R454B/47.97
	Outdoor Add Charge per ft	oz/ft	0.16	0.16	0.16
	N.A. Design Pressure	PSI	550 / 340	550 / 340	550 / 340
Refrigerant Piping	Liquid Side/Gas Side	inch	1/4" / 3/8"	1/4" / 3/8"	1/4" / 1/2"
	Max. Piping Length	ft	82.00	82.00	98.40
	Max. Height Difference	ft	49.20	49.20	65.60
Connection Wiring			14#x4	14#x4	14#x4
Thermostat Type			Remote Control	Remote Control	Remote Control
Operating Temp. Range	Indoor (Cooling/Heating)	°F	60-90/32-86	60-90/32-86	60-90/32-86
	Outdoor (Cooling/Heating)	°F	-13-122/-13-75	-13-122/-13-75	-13-122/-13-75

For proper wiring sizes always refer to local codes.

ALEGRIA PLATINUM SERIES

SINGLE ZONE | LIGHT COMMERCIAL



FPA3 Series

Light Commercial Indoor Floor/Ceiling




INDOOR UNIT			FPA3-18CD(I)	FPA3-24CD(I)	FPA3-36DU(I)	FPA3-48DU(I)	FPA3-60DU(I)
OUTDOOR UNIT			CPP3-18CD(O)	CPP3-24CD(O)	CPP3-36DU(O)	CPP3-48DU(O)	CPP3-60DU(O)
Power Supply	Volts; Hz; Phase	V-Hz-Ph	208/230V,60Hz,1Ph	208/230V,60Hz,1Ph	208/230V,60Hz,1Ph	208/230V,60Hz,1Ph	208/230V,60Hz,1Ph
	Voltage Range	V	187-253	187-253	187-253	187-253	187-253
Cooling	Capacity	Btu/h	18000	24000	36000	48000	54000
	Input	W	1440	1967	3529	5053	5625
	Current	A	6.4	8.6	15.3	22.0	24.6
	SEER2	Btu/h/W	22.3	21.1	20.0	19.8	19.5
	EER2	Btu/h/W	12.5	12.2	10.1	9.5	9.5
	Heating Capacity	Btu/h	18000	24500	38000	50000	60000
Heating	Heating Input	W	1599	2385	3334	5196	5765
	Heating Current	A	7.2	10.4	14.3	22.6	26.2
	HSPF2-4	Btu/h/W	10.4	11.1	10.0	10.2	9.5
	HSPF2-5	Btu/h/W	8.0	8.4	7.7	7.8	7.2
	COP	Btu/h/W	11.3	10.2	11.4	9.6	10.4
	Indoor Minimum Circuit Ampacity	A	1.90	2.50	3.00	3.00	3.00
Indoor Max. Fuse	A	15	15	15	15	15	
Outdoor Minimum Circuit Ampacity	A	18.00	24.00	33.00	39.00	42.00	
Outdoor Max. Fuse	A	20	25	35	40	45	
Indoor Air Flow (Turbo/Hi/Mi/Lo/Si)	CFM		576.8 / 547.4 / 485.6 / 420.8 / N/A	735.8 / 706.3 / 606.3 / 453.2 / 376.7	1224.3 / 1088.9 / 988.8 / 765.2 / 653.3	1353.8 / 1236.1 / 1083.0 / 800.5 / 665.1	1365.6 / 1236.1 / 1118.3 / 882.9 / 777.0
Indoor Noise Level (Turbo/Hi/Mi/Lo/Si)	dB(A)		N/A/43.0/40.0/32.0/29.0	51.0/49.0/45.0/34.0/29.0	N/A/49.5/44.5/37.0/33.0	N/A/53.0/49.0/39.0/34.5	N/A/54.5/49.5/41.5/38.5
Indoor Unit (WxDxH)	Unit Dimen.	inch	42.05 x 26.57 x 9.25	42.05 x 26.57 x 9.25	64.96 x 26.57 x 9.25	64.96 x 26.57 x 9.25	64.96 x 26.57 x 9.25
	Package Dimen.	inch	45.08 x 29.72 x 12.52	45.08 x 29.72 x 12.52	67.91 x 29.72 x 12.52	67.91 x 29.72 x 12.52	67.91 x 29.72 x 12.52
	Net/Gross Weight	lb.	58.42/70.55	61.29/73.19	88.85/104.94	89.07/105.16	95.24/111.33
Outdoor Air Flow (CFM)	CFM		1765.8	2236.7	2413.3	4237.9	4237.9
Outdoor Noise Level (Hi)	dB(A)		57.0	59.0	64.0	62.5	63.5
Outdoor Throttle Type			EXV+Throttle Valve	EXV+Throttle Valve	EXV+Throttle Valve	EXV+Throttle Valve	EXV+Throttle Valve
Outdoor Unit (WxDxH)	Unit Dimension	inch	35.04 x 13.46 x 26.50	37.24 x 16.14 x 31.89	37.24 x 16.14 x 31.89	37.48 x 16.34 x 52.48	37.48 x 16.34 x 52.48
	Package Dimen.	inch	39.17 x 15.67 x 29.13	42.91 x 19.68 x 34.84	42.91 x 19.68 x 34.84	43.11 x 19.49 x 57.48	43.11 x 19.49 x 58.27
	Net/Gross Weight	lb.	92.59/100.31	122.13/132.28	152.34/162.48	208.78/239.86	209.44/240.08
Refrigerant	Type/Charge	oz	R454B/47.97	R454B/70.55	R454B/91.71	R454B/126.99	R454B/144.62
	Outdoor Add Charge/ft	oz/ft	0.16	0.32	0.32	0.32	0.32
	N.A. Design Pressure	PSI	550 / 340	550 / 340	550 / 340	550 / 340	550 / 340
Refrigerant Piping	Liquid Side/Gas Side	inch	1/4" / 1/2"	3/8" / 5/8"	3/8" / 3/4"	3/8" / 3/4"	3/8" / 3/4"
	Max. Piping Length	ft	98.40	164.00	246.00	246.00	246.00
	Max. Height Diff.	ft	65.60	82.00	98.40	98.40	98.40
Connection Wiring			14#x4	14#x4	14#x3	14#x3	14#x3
Operating Temp. Range	Indoor (Cool/Heat)	°F	61-90/32-86	61-90/32-86	61-90/32-86	61-90/32-86	61-90/32-86
	Outdoor (Cool/Heat)	°F	-13-122/-13-75	-13-122/-13-75	-13-122/-13-75	-13-122/-13-75	-13-122/-13-75

For proper wiring sizes always refer to local codes.

ALEGRIA PLATINUM SERIES

SINGLE ZONE | LIGHT COMMERCIAL



CPA3 Series

Light Commercial Indoor Fan Coil




INDOOR UNIT			CPA3-09CD(I)	CPA3-12CD(I)	CPA3-18CD(I)	CPA3H-09CD(I)	CPA3H-12CD(I)
OUTDOOR UNIT			CPP3-09CD(O)	CPP3-12CD(O)	CPP3-18CD(O)	CPP3-09CD(O)	CPP3-12CD(O)
Power Supply	Volts; Hz; Phase	V-Hz-Ph	208/230V,60Hz,1Ph	208/230V,60Hz,1Ph	208/230V,60Hz,1Ph	208/230V,60Hz,1Ph	208/230V,60Hz,1Ph
	Voltage Range	V	187-253	187-253	187-253	187-253	187-253
Cooling	Capacity	Btu/h	9000	11500	17000	9000	12000
	Input	W	703	983	1445	676	999
	Current	A	4.7	4.5	6.2	4.9	4.6
	SEER2	Btu/h/W	19.5	19.0	20.0	19.7	19.5
	EER2	Btu/h/W	12.8	11.7	12.5	13.0	12.0
Heating	Heating Capacity	Btu/h	10000	12000	20000	10000	12000
	Heating Input	W	800	1028	1690	735	952
	Heating Current	A	3.6	4.7	7.2	3.3	4.1
	HSPF2-4	Btu/h/W	11.0	10.2	10.5	11.5	10.5
	HSPF2-5	Btu/h/W	8.8	8.0	8.2	9.0	8.0
	COP	Btu/h/W	12.5	11.7	11.8	13.6	12.9
Indoor Minimum Circuit Ampacity		A	3.00	3.00	3.00	3.00	3.00
Indoor Max. Fuse		A	15	15	15	15	15
Outdoor Minimum Circuit Ampacity		A	12.00	12.00	18.00	12.00	12.00
Outdoor Max. Fuse		A	15	15	20	15	15
Indoor Air Flow (Turbo/Hi/Mi/Lo/Si)		CFM	323.7 / 264.9 / 206.0 / 147.2 / 117.7	400.2 / 323.7 / 264.9 / 176.6 / 117.7	600.4 / 559.2 / 500.3 / 441.4 / N/A	344.3 / 288.4 / 230.7 / 200.7 / 121.8	419.1 / 350.2 / 256.0 / 216.0 / 135.4
Indoor Noise Level (Turbo/Hi/Mi/Lo/Si)		dB(A)	N/A/34/32.5/29/24	N/A/37/35/33.5/26	N/A/40.5/39/38/35	N/A/30.5/29.5/28.5/28.0	N/A/33.5/32.5/31/29
Indoor Unit (WxDxH)	Unit Dimension	inch	27.56 x 19.92 x 7.87	27.56 x 19.92 x 7.87	34.65 x 26.54 x 8.27	27.56 x 29.53 x 9.65	27.56 x 29.53 x 9.65
	Package Dimen	inch	33.86 x 21.26 x 11.22	33.86 x 21.26 x 11.22	42.13 x 28.54 x 11.02	36.42 x 33.46 x 11.73	36.42 x 33.46 x 11.73
	Net/Gross Weight	lb.	39.46/46.74	39.46/46.74	54.45/66.14	64.15/73.85	64.15/73.85
Outdoor Air Flow (CFM)		CFM	1236.1	1236.1	1765.8	1236.1	1236.1
Outdoor Noise Level (Hi)		dB(A)	54.0	55.5	59.0	53.0	55.5
Outdoor Unit (WxDxH)	Unit Dimen.	inch	30.12 x 11.93 x 21.85	30.12 x 11.93 x 21.85	35.04 x 13.46 x 26.50	30.12 x 11.93 x 21.85	30.12 x 11.93 x 21.85
	Package Dimen.	inch	34.92 x 13.27 x 24.02	34.92 x 13.27 x 24.02	39.17 x 15.67 x 29.13	34.92 x 13.27 x 24.02	34.92 x 13.27 x 24.02
	Net/Gross Weight	lb.	62.17/67.68	62.17/67.68	92.59/100.31	62.17/67.68	62.17/67.68
Refrigerant	Type/Charge	oz	R454B/32.45	R454B/32.45	R454B/47.97	R454B/32.45	R454B/32.45
	Outdoor Add Charge/ft	oz/ft	0.16	0.16	0.16	0.16	0.16
	N.A. Design Pressure	PSI	550 / 340	550 / 340	550 / 340	550 / 340	550 / 340
Refrigerant Piping	Liquid Side/Gas Side	inch	1/4" / 3/8"	1/4" / 3/8"	1/4" / 1/2"	1/4" / 3/8"	1/4" / 3/8"
	Max. Piping Length	ft	82.00	82.00	98.40	82.00	82.00
	Max. Height Difference	ft	49.20	49.20	65.60	49.20	49.20
Connection Wiring			14#x4	14#x4	14#x4	14#x4	14#x4
Operating Temp. Range	Indoor (Cool/Heat)	°F	60-90/32-86	60-90/32-86	60-90/32-86	60-90/32-86	60-90/32-86
	Outdoor (Cool/Heat)	°F	-13-122/-13-75	-13-122/-13-75	-13-122/-13-75	-13-122/-13-75	-13-122/-13-75

For proper wiring sizes always refer to local codes.

ALEGRIA PLATINUM SERIES

SINGLE ZONE | LIGHT COMMERCIAL



CPA3H Series

Light Commercial Indoor Fan Coil



INDOOR UNIT			CPA3H-18CD(I)	CPA3H-24CD(I)	CPA3H-36DU(I)	CPA3H-48DU(I)	CPA3H-60DU(I)
OUTDOOR UNIT			CPP3-18CD(O)	CPP3-24CD(O)	CPP3-36DU(O)	CPP3-48DU(O)	CPP3-60DU(O)
Power Supply	Volts; Hz; Phase	V-Hz-Ph	208/230V,60Hz,1Ph	208/230V,60Hz,1Ph	208/230V,60Hz,1Ph	208/230V,60Hz,1Ph	208/230V,60Hz,1Ph
	Voltage Range	V	187-253	187-253	187-253	187-253	187-253
Cooling	Capacity	Btu/h	17500	24000	36000	48000	58000
	Input	W	1315	1920	3530	4800	5800
	Current	A	5.8	8.3	15.3	21.3	25.6
	SEER2	Btu/h/W	20.0	19.0	18.7	17.1	17.0
	EER2	Btu/h/W	13.3	12.5	10.1	10.0	10.0
Heating	Heating Capacity	Btu/h	20000	25000	40000	50000	60000
	Heating Input	W	1500	2010	3170	4200	4750
	Heating Current	A	6.5	8.7	14.2	19.0	21.0
	HSPF2-4	Btu/h/W	11.3	11.0	10.2	9.8	9.7
	HSPF2-5	Btu/h/W	8.8	8.5	7.8	7.7	7.6
	COP	Btu/h/W	13.3	12.4	12.6	11.9	12.6
Indoor Min. Circuit Ampacity		A	3.00	3.00	4.00	5.00	5.00
Indoor Max. Fuse		A	15	15	15	15	15
Outdoor Min. Circuit Ampacity		A	18.00	24.00	33.00	39.00	42.00
Outdoor Max. Fuse		A	20	25	35	40	45
Indoor Air Flow (Turbo/Hi/Mi/Lo/Si)		CFM	706.3 / 618.0 / 529.7 / 441.4 / N\A	853.5 / 706.3 / 618.0 / 500.3 / N\A	1236.1 / 1059.5 / 941.8 / 765.2 / N\A	1648.1 / 1471.5 / 1294.9 / 1059.5 / N\A	2001.2 / 1706.9 / 1412.6 / 1118.3 / N\A
Indoor Noise Level (Turbo/Hi/Mi/Lo/Si)		dB(A)	40/37/35/33/29.0	43/40.0/38/35.5/29.5	N\A/45/39.5/33/30	N\A/51/46/42/40	N\A/52/48/43/42
Indoor Unit (WxDxH)	Unit Dimen.	inch	39.37 x 29.53 x 9.65	39.37 x 29.53 x 9.65	47.24 x 29.53 x 11.81	47.24 x 29.53 x 11.81	55.12 x 31.50 x 14.96
	Package Dimen.	inch	48.23 x 33.86 x 11.97	48.23 x 33.86 x 11.97	56.10 x 33.86 x 14.13	56.10 x 33.86 x 14.13	62.99 x 36.02 x 17.52
	Net/Gross Weight	lb.	79.81/91.27	80.47/91.93	106.26/120.37	111.33/124.78	161.38/178.13
Outdoor Air Flow (CFM)		CFM	1765.8	2236.7	2413.3	4237.9	4237.9
Outdoor Noise Level (Hi)		dB(A)	58.0	60.0	63.0	64.0	64.0
Outdoor Unit (WxDxH)	Unit Dimen.	inch	35.04 x 13.46 x 26.50	37.24 x 16.14 x 31.89	37.24 x 16.14 x 31.89	37.48 x 16.34 x 52.48	37.48 x 16.34 x 52.48
	Package Dimen.	inch	39.17 x 15.67 x 29.13	42.91 x 19.68 x 34.84	42.91 x 19.68 x 34.84	43.11 x 19.49 x 57.48	43.11 x 19.49 x 58.27
	Net/Gross Weight	lb.	92.59/100.31	122.13/132.28	152.34/162.48	208.78/239.86	209.44/240.08
Refrigerant	Type/Charge	oz	R454B/47.97	R454B/70.55	R454B/91.71	R454B/126.99	R454B/144.62
	Outdoor Add. Charge per ft	oz/ft	0.16	0.32	0.32	0.32	0.32
	N.A. Design Pressure	PSI	550 / 340	550 / 340	550 / 340	550 / 340	550 / 340
Refrigerant Piping	Liquid Side/Gas Side	inch	1/4" / 1/2"	3/8" / 5/8"	3/8" / 3/4"	3/8" / 3/4"	3/8" / 3/4"
	Max. Piping Length	ft	98.40	164.00	246.00	246.00	246.00
	Max. Height Difference	ft	65.60	82.00	98.40	98.40	98.40
Connection Wiring			14#x4	14#x4	14#x3	14#x3	14#x3
Operating Temp. Range	Indoor (Cooling/Heating)	°F	60-90/32-86	60-90/32-86	60-90/32-86	60-90/32-86	60-90/32-86
	Outdoor (Cooling/Heating)	°F	-13-122/-13-75	-13-122/-13-75	-13-122/-13-75	-13-122/-13-75	-13-122/-13-75

For proper wiring sizes always refer to local codes.

ALEGRIA PLATINUM SERIES

SINGLE ZONE | LIGHT COMMERCIAL



AHU3 Series

Light Commercial Indoor Air Handler



INDOOR UNIT			AHU3-18M	AHU3-24M	AHU3-30M	AHU3-36M
OUTDOOR UNIT			CPP3-18CD(O)	CPP3-24CD(O)	CPP3-30CD(O)	CPP3-36CD(O)
Power Supply	Volts; Hz; Phase		208/230V,60Hz,1Ph	208/230V,60Hz,1Ph	208/230V,60Hz,1Ph	208/230V,60Hz,1Ph
	Voltage Range	V	187-253	187-253	187-253	187-253
Cooling	Capacity	Btu/h	18000	24000	30000	36000
	Input	W	1475	2051	2730	4186
	Current	A	6.7	9.3	12.5	18.2
	SEER2	Btu/h/W	18.5	19.7	17.0	16.0
	EER2	Btu/h/W	12.1	11.7	11.0	8.5
	Heating Capacity	Btu/h	18000	25000	30000	37000
Heating	Heating Input	W	1465	2076	2440	3390
	Heating Current	A	6.7	9.2	11.2	14.7
	HSPF2-4	Btu/h/W	9.8	9.0	8.7	7.7
	HSPF2-5	Btu/h/W	7.7	7.3	7.0	6.0
	COP	Btu/h/W	3.60	3.53	3.60	3.20
	Indoor Minimum Circuit Ampacity	A	3.5	4.0	6.0	6.0
Indoor Max. Fuse	A	15	15	15	15	
Outdoor Minimum Circuit Ampacity	A	18.0	24.0	28.0	33.0	
Outdoor Max. Fuse	A	20	25	30	35	
Indoor Air Flow (Turbo/Hi/Mi/Lo/Si)	CFM	618.0 / 576.8 / 529.7 / 488.5 / N\A	824.0 / 759.3 / 694.5 / 629.8 / N\A	988.8 / 894.7 / 806.4 / 712.2 / N\A	1189.0 / 1083.0 / 971.2 / 865.2 / N\A	
Indoor Noise Level (Turbo/Hi/Mi/Lo/Si)	dB(A)	N\A/42/39.5/33/N\A	N\A/43.5/41.5/28.5/N\A	N\A/44/41/26/N\A	N\A/48/45/31/N\A	
Indoor Unit	Unit Dimension (WxDxH)	inch	104.72/125.66	104.28/125.88	127.43/151.68	127.87/154.10
	PackageDimension(WxDxH)	inch	21.02 x 17.52 x 45.00	21.02 x 17.52 x 45.00	21.02 x 21.02 x 49.02	21.02 x 21.02 x 49.02
	Net/Gross Weight	lb.	26.57 x 20.87 x 48.62	26.57 x 20.87 x 48.62	26.57 x 24.41 x 52.56	26.57 x 24.41 x 52.56
Outdoor Air Flow (CFM)	CFM	1765.8	2236.7	2236.7	2236.7	
Outdoor Noise Level (Hi)	dB(A)	56.5	58.5	61.0	63.0	
Outdoor Unit	Unit Dimension (WxDxH)	inch	92.59/100.31	122.13/132.28	142.86/154.54	150.35/160.27
	PackageDimension(WxDxH)	inch	35.04 x 13.46 x 26.50	37.24 x 16.14 x 31.89	37.24 x 16.14 x 31.89	37.24 x 16.14 x 31.89
	Net/Gross Weight	lb.	39.17 x 15.67 x 29.13	42.91 x 19.68 x 34.84	42.91 x 19.68 x 34.84	42.91 x 19.68 x 34.84
Refrigerant	Type/Charge	oz	R454B/47.97	R454B/70.55	R454B/84.66	R454B/112.88
	Outdoor Add Charge per ft	oz/ft	0.16	0.32	0.32	0.32
	N.A. Design Pressure	PSI	550 / 340	550 / 340	550 / 340	550 / 340
Outdoor Throttle Type		EXV+Throttle Valve	EXV+Throttle Valve	EXV+Throttle Valve	EXV+Throttle Valve	
RefrigerantPiping	Liquid Side/Gas Side	inch	1/4" / 1/2"	3/8" / 5/8"	3/8" / 5/8"	3/8" / 5/8"
	Max. Piping Length	ft	98.4	164.0	164.0	213.3
	Max. Height Difference	ft	65.6	82.0	82.0	98.4
Connection Wiring		AWG 14-4	AWG 14-4	AWG 14-4	AWG 14-4	
Operating Temp. Range	Indoor (Cooling/Heating)	°F	60-90/32-86	60-90/32-86	60-90/32-86	60-90/32-86
	Outdoor (Cooling/Heating)	°F	-13-122/-13-75	-13-122/-13-75	-13-122/-13-75	-13-122/-13-75

For proper wiring sizes always refer to local codes.

ALEGRIA PLATINUM SERIES

SINGLE ZONE | LIGHT COMMERCIAL



AHU3 Series

Light Commercial Indoor Air Handler



INDOOR UNIT		AHU3-36DU(I)	AHU3-48DU(I)	AHU3-60DU(I)	
OUTDOOR UNIT		CPP3-36DU(O)	CPP3-48DU(O)	CPP3-60DU(O)	
Power Supply	Volts; Hz; Phase	208/230V,60Hz,1Ph	208/230V,60Hz,1Ph	208/230V,60Hz,1Ph	
	Voltage Range	V	187-253	187-253	
Cooling	Capacity	Btu/h	36000	48000	55000
	Input	W	4002	4706	5798
	Current	A	17.4	21.5	25.5
	SEER2	Btu/h/W	15.8	17.7	16
	EER2	Btu/h/W	9	10	9.5
	Heating	Heating Capacity	Btu/h	38000	50000
Heating Input		W	3312	4605	5450
Heating Current		A	14.4	22	24
HSPF2-4		Btu/h/W	9.3	10	9.1
HSPF2-5		Btu/h/W	7.3	7.7	7.2
COP		Btu/h/W	11.5	11.9	11.7
Indoor Minimum Circuit Ampacity	A	6	9.8	11	
Indoor Max. Fuse	A	15	15	15	
Outdoor Minimum Circuit Ampacity	A	33	39	42	
Outdoor Max. Fuse	A	35	40	45	
Indoor Air Flow (Turbo/Hi/Mi/Lo/Si)	CFM	1189.0 / 1083.0 / 971.2 / 865.2 / N\A	1601.0 / 1471.5 / 1283.1 / 1094.8 / N/A	1807.0 / 1553.9 / 1353.8 / 724.0 / N\A	
Indoor Noise Level (Turbo/Hi/Mi/Lo/Si)	dB(A)	N\A/47.0/42.0/31.0/N\A	56.5/54/51/48/N/A	N\A/51/48/42.5/N\A	
Indoor Unit	Unit Dimension (WxDxH)	inch	21.02 x 21.02 x 49.02	21.02 x 24.49 x 52.99	21.02 x 24.49 x 52.99
	Package Dimension (WxDxH)	inch	26.57 x 24.41 x 52.56	27.95 x 26.77 x 56.50	27.95 x 26.77 x 56.50
	Net/Gross Weight	lb.	127.87/152.78	161.82/191.58	164.02/189.82
Outdoor Air Flow (CFM)	CFM	2413.3	4237.9	4237.9	
Outdoor Noise Level (Hi)	dB(A)	62.5	65	62.5	
Outdoor Unit	Unit Dimension (WxDxH)	inch	37.24 x 16.14 x 31.89	37.48 x 16.34 x 52.48	37.48 x 16.34 x 52.48
	Package Dimension (WxDxH)	inch	42.91 x 19.68 x 34.84	43.11 x 19.49 x 57.48	43.11 x 19.49 x 58.27
	Net/Gross Weight	lb.	152.34/162.48	208.78/239.86	209.44/240.08
Refrigerant	Type/Charge	oz	R454B/91.71	R454B/126.99	R454B/144.62
	Outdoor Add Charge per ft	oz/ft	0.32	0.32	0.32
	N.A. Design Pressure	PSI	550 / 340	550 / 340	550 / 340
Outdoor Throttle Type		EXV+Throttle Valve	EXV+Throttle Valve	EXV+Throttle Valve	
Refrigerant Piping	Liquid Side/Gas Side	inch	3/8" / 3/4"	3/8" / 3/4"	3/8" / 3/4"
	Max. Piping Length	ft	246	246	213.2
	Max. Height Difference	ft	98.4	98.4	98.4
Connection Wiring		AWG 20-2	AWG 20-2	AWG 20-2	
OperatingTemp.Range	Indoor (Cooling/Heating)	°F	60-90/32-86	60-90/32-86	60-90/32-86
	Outdoor (Cooling/Heating)	°F	-13-122/-13-75	-13-122/-13-75	-13-122/-13-75

For proper wiring sizes always refer to local codes.

ALEGRIA HI-HEAT SERIES

SINGLE ZONE | LIGHT COMMERCIAL

UP TO
26 SEER2
HIGH EFFICIENCY
Low Ambient
-22°F

-22°F Low Outdoor Ambient Operating Temperature for Heating and Cooling. All Indoor units are Wi-Fi Compatible.

These units are also extremely efficient compared to traditional Oil, Propane, or Natural Gas furnaces.

In the coldest regions of the country when the exterior temperature plunges into the sub-zero territory, a standard heating system is not enough to keep your family comfortable. Our Hi-Heat systems are designed to provide year-round comfort even in the grip of winter.



HI-HEAT SINGLE ZONE | LIGHT COMMERCIAL · SELECTION CHART

OUTDOOR UNIT	CPP3(I)	FPA3	TPA3	CPA3/CPA3H		AHU3	T1W
CHF3-06CD(O)	CPP3-06CD(I)	---	---	CPA3-06CD(I)	---	---	TIW3-06CD(I)
CHF3-09CD(O)	CPP3-09CD(I)	---	TPA3-09CD(I)	CPA3-09CD(I)	CPA3H-09CD(I)	---	TIW3-09CD(I)
CHF3-12CD(O)	CPP3-12CD(I)	---	TPA3-12CD(I)	CPA3-12CD(I)	CPA3H-12CD(I)	---	TIW3-12CD(I)
CHF3-18CD(O)	CPP3-18CD(I)	FPA3-18CD(I)	TPA3-18CD(I)	CPA3-18CD(I)	CPA3H-18CD(I)	AHU3-18M	TIW3-18CD(I)
CHF3-24CD(O)	CPP3-24CD(I)	FPA3-24CD(I)	TIP3-24CD(I)	---	CPA3H-24CD(I)	AHU3-24M	---
CHF3-36CD(O)	CPP3-36CD(I)	---	---	---	---	AHU3-36M	---
CHF3-36DU(O)	---	FPA3-36DU(I)	TIP3-36DU(I)	---	CPA3H-36DU(I)	AHU3-36DU(I)	---
CHF3-48DU(O)	---	FPA3-48DU(I)	TIP3-48DU(I)	---	CPA3H-48DU(I)	AHU3-48DU(I)	---
CHF3-60DU(O)	---	FPA3-60DU(I)	---	---	CPA3H-60DU(I)	AHU3-60DU(I)	---



Warranty Registration required except in California and Quebec, Canada.

CHF3(O) Series

Light Commercial Side Discharge Condensers



CAPACITY		6K	9K	12K	18K	24K	36K	36K	48K	60K	
OUTDOOR UNIT		CHF3-06CD(O)	CHF3-09CD(O)	CHF3-12CD(O)	CHF3-18CD(O)	CHF3-24CD(O)	CHF3-36CD(O)	CHF3-36DU(O)	CHF3-48DU(O)	CHF3-60DU(O)	
Power Supply	V-Hz-Ph	208/230V,60Hz,1Ph									
	Voltage Range	V	187-253	187-253	187-253	187-253	187-253	187-253	187-253	187-253	187-253
Outdoor Minimum Circuit Ampacity	A	12.0	15.0	15.0	19.0	24.9	34.0	38	44	44	
Outdoor Max. Fuse	A	15	15	15	20	25	35	40	45	45	
Outdoor Noise Level (Hi)	dB(A)	53.0	56.0	56.0	59.0	61.0	63.5	65.5	65	62	
Outdoor Air Flow	CFM	1235.3	1470.6	1470.6	1764.7	2235.3	2235.3	3001.9	4237.9	4237.9	
Outdoor Throttle type		EXV	EXV	EXV	EXV+Throttle valve	EXV+Throttle valve	EXV+Throttle valve	EXV+Throttle valve	EXV+Throttle valve	EXV+Throttle valve	
Outdoor Unit (WxDxH)	Unit Dimension	inch	30.12 x 11.93 x 21.85	31.69 x 12.99 x 21.81	31.69 x 12.99 x 21.81	35.04 x 13.46 x 26.50	37.24 x 16.14 x 31.89	37.24 x 16.14 x 31.89	38.58 x 16.34 x 38.39	37.48 x 16.34 x 52.48	37.48 x 16.34 x 52.48
	Package Dimension	inch	34.92 x 13.27 x 24.02	36.02 x 14.57 x 24.21	36.02 x 14.57 x 24.21	39.17 x 15.67 x 29.13	42.91 x 19.68 x 34.84	42.91 x 19.68 x 34.84	45.08 x 19.68 x 42.52	43.11 x 19.49 x 57.48	43.11 x 19.49 x 58.27
	Net/Gross Weight	lb	62.17/67.68	72.75/78.70	72.75/78.70	99.87/107.80	130.29/141.31	156.97/167.99	206.57/237.44	208.78/239.86	230.38/261.69
Refrig.	Type/Charge	oz	R454B/32.45	R454B/35.27	R454B/35.27	R454B/55.38	R454B/63.49	R454B/87.13	R454B/126.99	R454B/126.99	R454B/151.68
	Outdoor Add.Charge per ft	oz/ft	0.16	0.16	0.16	0.16	0.32	0.32	0.32	0.32	0.32
	N.A. Design Pressure	PSI	550 / 340	550 / 340	550 / 340	550 / 340	550 / 340	550 / 340	550 / 340	550 / 340	
Refrig. Piping	Liquid Side/ Gas Side	inch	1/4" / 3/8"	1/4" / 3/8"	1/4" / 3/8"	1/4" / 1/2"	3/8" / 5/8"	3/8" / 3/4"	3/8" / 3/4"	3/8" / 3/4"	
	Max. Piping Length	ft	82.00	82.00	82.00	98.40	164.00	164.00	246	246	246
	Max. Height Difference	ft	49.20	49.20	49.20	65.60	82.00	82.00	98.4	98.4	98.4
Connection Wiring		14#x4	14#x4	14#x4	14#x4	14#x4	14#x4	14#x4	14#x4	14#x4	
Thermostat Type		Remote Control	Remote Control	Remote Control	Remote Control	Remote Control	Remote Control	Remote Control	Remote Control	Remote Control	
Oper. Temp. Range	Cooling	°F	-22-75	-22-75	-22-75	-22-75	-22-75	-22-75	-22-75	-22-75	-22-75
	Heating	°F	-22-122	-22-122	-22-122	-22-122	-22-122	-22-122	-22-122	-22-122	-22-122

For proper wiring sizes always refer to local codes.



CPP3 (I) Indoor Series

Light Commercial Indoor High Wall Mount



INDOOR UNIT			CPP3-06CD(I)	CPP3-09CD(I)	CPP3-12CD(I)	CPP3-18CD(I)	CPP3-24CD(I)	CPP3-36CD(I)
OUTDOOR UNIT			CHF3-06CD(O)	CHF3-09CD(O)	CHF3-12CD(O)	CHF3-18CD(O)	CHF3-24CD(O)	CHF3-36CD(O)
Power Supply	V-Hz-Ph		208/230V,60Hz,1Ph	208/230V,60Hz,1Ph	208/230V,60Hz,1Ph	208/230V,60Hz,1Ph	208/230V,60Hz,1Ph	208/230V,60Hz,1Ph
	Voltage range	V	187-253	187-253	187-253	187-253	187-253	187-253
Cooling	Capacity	Btu/h	6000	9000	12000	18000	23000	33000
	Input	W	375	600	910	1384	1840	2821
	Current	A	3.1	4.0	4.1	9.0	8.4	12.6
	SEER2	Btu/h/W	25.3	26.0	24.0	21.7	22.3	20.0
	EER2	Btu/h/W	16.0	15.0	13.2	13.0	12.5	11.7
Heating	Heating Capacity	Btu/h	7000	12000	12000	18000	26000	36000
	Heating Input	W	540	970	970	1490	2498	3277
	Heating Current	A	4.0	4.3	4.3	9.5	11.2	14.1
	HSPF2-4	Btu/h/W	14.6	12.5	10.5	10.8	13.3	10.5
	HSPF2-5	Btu/h/W	11.2	10.1	8.0	8.8	9.6	8.6
	COP	Btu/h/W	13.0	12.4	12.4	12.1	10.4	11.0
Indoor Minimum Circuit Ampacity	A	3.0	3.0	3.0	3.0	3.0	3.0	
Indoor Max. Fuse	A	15	15	15	15	15	15	
Outdoor Minimum Circuit Ampacity	A	12.0	15.0	15.0	19.0	24.9	34.0	
Outdoor Max. Fuse	A	15	15	15	20	25	35	
Indoor Air Flow (Turbo/Hi/Mi/Lo/Si)	CFM	294.3 / 235.4 / 176.6 / 141.3 / N/A	382.6 / 294.3 / 194.2 / 153.0 / N/A	382.6 / 294.3 / 194.2 / 153.0 / N/A	759.3 / 500.3 / 441.4 / 370.8 / N/A	759.3 / 588.6 / 459.1 / 382.6 / N/A	829.9 / 676.9 / 529.7 / 447.3 / N/A	
Indoor Noise Level (Turbo/Hi/Mi/Lo/Si)	dB(A)	42.0/37.0/32.0/24.0/20.0	N/A/39.5/33/24/20.5	N/A/42/35.5/22.5/20	54.5/45.0/40.0/24.5/20.0	54.5/49.5/43.5/34.5/20.5	56.0/52.5/46.5/29.5/23.0	
Indoor Unit (WxDxH)	Unit Dimen.	inch	28.70 x 7.87 x 11.50	31.57 x 7.87 x 11.61	31.57 x 7.87 x 11.61	42.60 x 9.21 x 13.27	42.60 x 9.21 x 13.27	49.57 x 11.14 x 14.25
	Package Dimen.	inch	31.10 x 10.63 x 14.76	34.45 x 11.22 x 14.96	34.45 x 11.22 x 14.96	45.47 x 16.34 x 12.40	45.47 x 16.34 x 12.40	52.76 x 17.72 x 15.16
	Net/Gross Weight	lb.	17.64/23.15	18.96/24.25	18.96/24.25	30.42/39.68	30.86/40.56	43.21/57.32
Outdoor Noise Level (Hi)	dB(A)	53.0	56.0	56.0	59.0	61.0	63.5	
Outdoor Air Flow	CFM	1235.3	1470.6	1470.6	1764.7	2235.3	2235.3	
Outdoor Unit (WxDxH)	Unit Dimen.	inch	30.12 x 11.93 x 21.85	31.69 x 12.99 x 21.81	31.69 x 12.99 x 21.81	35.04 x 13.46 x 26.50	37.24 x 16.14 x 31.89	37.24 x 16.14 x 31.89
	Package Dimen.	inch	34.92 x 13.27 x 24.02	36.02 x 14.57 x 24.21	36.02 x 14.57 x 24.21	39.17 x 15.67 x 29.13	42.91 x 19.68 x 34.84	42.91 x 19.68 x 34.84
	Net/Gross Weight	lb.	62.17/67.68	72.75/78.70	72.75/78.70	99.87/107.80	130.29/141.31	156.97/167.99
Refrigerant	Type/Charge	oz	R454B/32.45	R454B/35.27	R454B/35.27	R454B/55.38	R454B/63.49	R454B/87.13
	Outdoor Additional Charge per ft	oz/ft	0.16	0.16	0.16	0.16	0.32	0.32
	N.A. Design Pressure	PSI	550 / 340	550 / 340	550 / 340	550 / 340	550 / 340	550 / 340
Refrigerant Piping	Liquid Side/Gas Side	inch	1/4" / 3/8"	1/4" / 3/8"	1/4" / 3/8"	1/4" / 1/2"	3/8" / 5/8"	3/8" / 3/4"
	Max. Piping Length	ft	82.00	82.00	82.00	98.40	164.00	164.00
	Max. Height Diff.	ft	49.20	49.20	49.20	65.60	82.00	82.00
Connection Wiring		14#x4	14#x4	14#x4	14#x4	14#x4	14#x4	
Thermostat Type		Remote Control	Remote Control	Remote Control	Remote Control	Remote Control	Remote Control	
Operating Temp. Range	Indoor (Cool/Heat)	°F	60-90/32-86	60-90/32-86	60-90/32-86	60-90/32-86	60-90/32-86	60-90/32-86
	Outdoor (Cool/Heat)	°F	-22-75/-22-122	-22-75/-22-122	-22-75/-22-122	-22-75/-22-122	-22-75/-22-122	-22-75/-22-122

For proper wiring sizes always refer to local codes.

ALEGRIA HI-HEAT SERIES

SINGLE ZONE | LIGHT COMMERCIAL



TPA3/TIP3 Series

Light Commercial Indoor 4-Way Cassette



INDOOR UNIT			TPA3-09CD(I)	TPA3-12CD(I)	TPA3-18CD(I)	TIP3-24CD(I)	TIP3-36DU(I)	TIP3-48DU(I)
OUTDOOR UNIT			CHF3-09CD(O)	CHF3-12CD(O)	CHF3-18CD(O)	CHF3-24CD(O)	CHF3-36DU(O)	CHF3-48DU(O)
Power Supply	Volts; Hz; Phase	V-Hz-Ph	208/230V,60Hz,1Ph	208/230V,60Hz,1Ph	208/230V,60Hz,1Ph	208/230V,60Hz,1Ph	208/230V,60Hz,1Ph	208/230V,60Hz,1Ph
	Voltage Range	V	187-253	187-253	187-253	187-253	187-253	187-253
Cooling	Capacity	Btu/h	9000	12000	16000	23500	36600	48000
	Input	W	643	945	1280	1958	3042	4800
	Current	A	4.8	4.6	8.0	8.9	13.5	21.0
	SEER2	Btu/h/W	22.6	22.2	20.0	20.7	21.2	18
	EER2	Btu/h/W	14.0	12.5	12.5	12.0	12.0	10.0
Heating	Heating Capacity	Btu/h	10000	12000	19000	25000	37000	53000
	Heating Input	W	733	951	1750	2070	3161	5027
	Heating Current	A	3.3	4.4	11.0	9.5	14.1	22.6
	HSPF2-4	Btu/h/W	12.1	11.6	12.3	11.6	10.6	11.0
	HSPF2-5	Btu/h/W	9.3	8.9	9.5	9.2	8.8	8.8
	COP	Btu/h/W	13.6	12.6	10.9	12.1	11.7	10.5
Indoor Minimum Circuit Ampacity		A	3.00	3.00	3.00	3.00	3.00	3.00
Indoor Max. Fuse		A	15	15	15	15	15	15
Outdoor Min. Circuit Ampacity		A	15.00	15.00	19.00	24.90	38.00	44.00
Outdoor Max. Fuse		A	15	15	20	25	40	45
Indoor Air Flow (Turbo/Hi/Mi/Lo/Si)		CFM	353.2 / 312.0 / 264.9 / 182.5 / 147.2	417.9 / 364.9 / 306.1 / 194.2 / 147.2	447.3 / 388.5 / 317.8 / 194.2 / 147.2	765.2 / 706.3 / 635.7 / 547.4 / N/A	1041.8 / 947.6 / 853.5 / 753.4 / 659.2	1236.1 / 1124.2 / 1018.3 / 800.5 / 688.7
Indoor Noise Level (Turbo/Hi/Mi/Lo/Si)		dB(A)	42.5/40.0/37.5/26.0/24.0	46/43.5/40.5/27.5/26.00	48/44.5/41.0/27.5/23.5	48.5/45.0/42.5/33.5/N/A	N/A/52.0/47.5/40.0/38.00	N/A/52.0/49.5/41.5/38.00
Indoor Unit (WxDxH)	Unit Dimen.	inch	22.44 x 22.44 x 9.65	22.44 x 22.44 x 9.65	22.44 x 22.44 x 9.65	32.68 x 32.68 x 8.07	32.68 x 32.68 x 9.65	32.68 x 32.68 x 11.30
	Package Dimen.	inch	28.15 x 25.20 x 11.61	28.15 x 25.20 x 11.61	28.15 x 25.20 x 11.61	35.83 x 35.83 x 9.84	35.83 x 35.83 x 11.42	35.83 x 35.83 x 12.99
	Net/Gross Weight	lb.	35.27/41.89	35.27/41.89	35.27/41.89	47.18/59.08	59.30/71.43	64.59/76.06
Outdoor Air Flow (CFM)		CFM	1471.5	1471.5	1765.8	2236.7	3001.9	4237.9
Outdoor Noise Level (Hi)		dB(A)	55.0	57.0	57.5	61.5	64.5	62.5
Outdoor Unit (WxDxH)	Unit Dimen.	inch	31.69 x 12.99 x 21.81	31.69 x 12.99 x 21.81	35.04 x 13.46 x 26.50	37.24 x 16.14 x 31.89	38.58 x 16.34 x 38.39	37.48 x 16.34 x 52.48
	Package Dimen.	inch	36.02 x 14.57 x 24.21	36.02 x 14.57 x 24.21	39.17 x 15.67 x 29.13	42.91 x 19.68 x 34.84	45.08 x 19.68 x 42.52	43.11 x 19.49 x 57.48
	Net/Gross Weight	lb.	72.75/78.70	72.75/78.70	99.87/107.80	130.29/141.31	206.57/237.44	208.78/239.86
Refrigerant	Type/Charge	oz	R454B/35.27	R454B/35.27	R454B/55.38	R454B/63.49	R454B/126.99	R454B/126.99
	Outdoor Additional Charge per ft	oz/ft	0.16	0.16	0.16	0.32	0.32	0.32
	N.A. Design Pressure	PSI	550 / 340	550 / 340	550 / 340	550 / 340	550 / 340	550 / 340
Refrigerant Piping	Liquid Side/Gas Side	inch	1/4" / 3/8"	1/4" / 3/8"	1/4" / 1/2"	3/8" / 5/8"	3/8" / 3/4"	3/8" / 3/4"
	Max. Piping Length	ft	82.00	82.00	98.40	164.00	246.00	246.00
	Max. Height Difference	ft	49.20	49.20	65.60	82.00	98.40	98.40
Connection Wiring			14#x4	14#x4	14#x4	14#x4	14#x3	14#x3
Operating Temp. Range	Indoor (Cool/Heat)	°F	60-90/32-86	60-90/32-86	60-90/32-86	60-90/32-86	60-90/32-86	60-90/32-86
	Outdoor (Cool/Heat)	°F	-22-122/-22-75	-22-122/-22-75	-22-122/-22-75	-22-122/-22-75	-22-122/-22-75	-22-122/-22-75

For proper wiring sizes always refer to local codes.



T1W3 Series

Light Commercial Indoor 1-Way Cassette

INDOOR UNIT			T1W3-06CD(I)	T1W3-09CD(I)	T1W3-12CD(I)	T1W3-18CD(I)
OUTDOOR UNIT			CHF3-06CD(O)	CHF3-09CD(O)	CHF3-12CD(O)	CHF3-18CD(O)
Power Supply	Volts; Hz; Phase	V-Hz-Ph	208/230V,60Hz,1Ph	208/230V,60Hz,1Ph	208/230V,60Hz,1Ph	208/230V,60Hz,1Ph
	Voltage Range	V	187-253	187-253	187-253	187-253
Cooling	Capacity	Btu/h	6500	9000	12000	16700
	Input	W	427	610	923	1337
	Current	A	3.0	4.5	4.3	8.3
	SEER2	Btu/h/W	22.0	24.0	23	20.6
	EER2	Btu/h/W	15	14.6	13	12.5
	Heating Capacity	Btu/h	7400	10900	12500	20000
Heating	Heating Input	W	578	860	1030	1950
	Heating Current	A	4.0	3.8	4.6	12.0
	HSPF2-4	Btu/h/W	12.0	12.1	10	12.2
	HSPF2-5	Btu/h/W	10.3	9.5	8	9.2
	COP	Btu/h/W	12.8	12.7	12.1	10.3
	Indoor Minimum Circuit Ampacity	A	3.00	3.00	3.00	3.00
Indoor Max. Fuse	A	15	15	15	15	
Outdoor Minimum Circuit Ampacity	A	12.00	15.00	15.00	19.00	
Outdoor Max. Fuse	A	15	15	15	20	
Indoor Air Flow (Turbo/Hi/Mi/Lo/Si)	CFM	341.4 / 294.3 / 259.0 / 235.4 / N\A	341.4 / 294.3 / 259.0 / 235.4 / N\A	353.2 / 312.0 / 282.5 / 247.2 / 176.6	400.2 / 352.0 / 300.2 / 207.2 / N\A	
IndoorNoiseLevel(Turbo/Hi/Mi/Lo/Si)	dB(A)	46.5/37.5/35.5/26/23.5	N\A/38/36/33/24	N\A/41/37/33/24	N\A/44/41.5/31/26	
Indoor Unit (WxDxH)	Unit Dimension	inch	50.31 x 13.19 x 8.98	50.31 x 13.19 x 8.98	50.31 x 13.19 x 8.98	50.31 x 13.19 x 8.98
	PackageDimension	inch	57.60 x 22.48 x 22.64	57.60 x 22.48 x 22.64	57.60 x 22.48 x 22.64	57.60 x 22.48 x 22.64
	Net/Gross Weight	lb.	45.19/82.45	45.19/82.45	45.19/82.45	45.19/82.89
Outdoor Air Flow (CFM)	CFM	1236.1	1471.5	1471.5	1765.8	
Outdoor Noise Level (Hi)	dB(A)	53.5	54.5	56	59.0	
Outdoor Unit (WxDxH)	Unit Dimension	inch	30.12 x 11.93 x 21.85	31.69 x 12.99 x 21.81	31.69 x 12.99 x 21.81	35.04 x 13.46 x 26.50
	PackageDimension	inch	34.92 x 13.27 x 24.02	36.02 x 14.57 x 24.21	36.02 x 14.57 x 24.21	39.17 x 15.67 x 29.13
	Net/Gross Weight	lb.	62.17/67.68	72.75/78.70	72.75/78.70	99.87/107.80
Refrigerant	Type/Charge	oz	R454B/32.45	R454B/35.27	R454B/35.27	R454B/55.38
	Outdoor Add. Charge per ft	oz/ft	0.16	0.16	0.16	0.16
	N.A. Design Pressure	PSI	550 / 340	550 / 340	550 / 340	550 / 340
Refrigerant Piping	LiquidSide/GasSide	inch	1/4" / 3/8"	1/4" / 3/8"	1/4" / 3/8"	1/4" / 1/2"
	Max.PipingLength	ft	82.02	82.02	82.02	98.43
	Max. Height Diff.	ft	49.21	49.21	49.21	65.62
Connection Wiring		14#x4	14#x4	14#x4	14#x4	
Thermostat Type		Remote Control	Remote Control	Remote Control	Remote Control	
OperatingTemp. Range	Indoor(Cool/Heat)	°F	60-90/32-86	60-90/32-86	60-90/32-86	60-90/32-86
	Outdoor(Cool/Heat)	°F	-22-122/-22-75	-22-122/-22-75	-22-122/-22-75	-22-122/-22-75

For proper wiring sizes always refer to local codes.

ALEGRIA HI-HEAT SERIES

SINGLE ZONE | LIGHT COMMERCIAL




FPA3 Series

Light Commercial Indoor Floor/Ceiling



INDOOR UNIT			FPA3-18CD(I)	FPA3-24CD(I)	FPA3-36DU(I)	FPA3-48DU(I)	FPA3-60DU(I)
OUTDOOR UNIT			CHF3-18CD(O)	CHF3-24CD(O)	CHF3-36DU(O)	CHF3-48DU(O)	CHF3-60DU(O)
Power Supply	Volts; Hz; Phase	V-Hz-Ph	208/230V,60Hz,1Ph	208/230V,60Hz,1Ph	208/230V,60Hz,1Ph	208/230V,60Hz,1Ph	208/230V,60Hz,1Ph
	Voltage Range	V	187-253	187-253	187-253	187-253	187-253
Cooling	Capacity	Btu/h	17000	22000	36400	48000	54000
	Input	W	1350	1833	3033	5106	6000
	Current	A	8.7	8.2	13.3	22.5	26.2
	SEER2	Btu/h/W	20.4	20.4	20	18.5	18
	EER2	Btu/h/W	12.5	12.0	12.0	9.4	9.0
Heating	Heating Capacity	Btu/h	19000	26000	38000	52000	60000
	Heating Input	W	1814	2194	3385	5330	5823
	Heating Current	A	11.0	10.1	15.1	24.2	26.1
	HSPF2-4	Btu/h/W	10.3	12.1	10.8	10.1	10.7
	HSPF2-5	Btu/h/W	8.2	9.8	8.9	8.0	8.5
	COP	Btu/h/W		11.4	11.2	9.8	10.3
Indoor Minimum Circuit Ampacity		A	1.90	2.50	3.00	3.00	3.00
Indoor Max. Fuse		A	15	15	15	15	15
Outdoor Minimum Circuit Ampacity		A	19.00	24.90	38.00	44.00	44.00
Outdoor Max. Fuse		A	20	25	40	45	45
Indoor Air Flow (Turbo/Hi/Mi/Lo/Si)		CFM	576.8 / 547.4 / 485.6 / 420.8 / N\A	735.8 / 706.3 / 606.3 / 453.2 / 376.7	1224.3 / 1088.9 / 988.8 / 765.2 / 653.3	1353.8 / 1236.1 / 1083.0 / 800.5 / 665.1	1365.6 / 1236.1 / 1118.3 / 882.9 / 777.0
IndoorNoiseLevel(Turbo/Hi/Mi/Lo/Si)		dB(A)	45/42.5/39.5/30.5/29.0	51.5/49.0/45.0/34.0/29.0	N\A/51.0/45.5/39.0/35.0	54/53.0/48.5/39/35	N\A/54.5/49.0/42.0/39.0
Indoor Unit (WxDxH)	Unit Dimension	inch	42.05 x 26.57 x 9.25	42.05 x 26.57 x 9.25	64.96 x 26.57 x 9.25	64.96 x 26.57 x 9.25	64.96 x 26.57 x 9.25
	Package Dimension	inch	45.08 x 29.72 x 12.52	45.08 x 29.72 x 12.52	67.91 x 29.72 x 12.52	67.91 x 29.72 x 12.52	67.91 x 29.72 x 12.52
	Net/Gross Weight	lb.	58.42/70.55	61.29/73.19	88.85/104.94	89.07/105.16	95.24/111.33
Outdoor Throttle Type			EXV+Throttle Valve	EXV+Throttle Valve	EXV+Throttle Valve	EXV+Throttle Valve	EXV+Throttle Valve
Outdoor Air Flow (CFM)		CFM	1765.8	2236.7	3001.9	4237.9	4237.9
Outdoor Noise Level (Hi)		dB(A)	58.0	61.5	65.0	64.5	64.5
Outdoor Unit (WxDxH)	Unit Dimension	inch	35.04 x 13.46 x 26.50	37.24 x 16.14 x 31.89	38.58 x 16.34 x 38.39	37.48 x 16.34 x 52.48	37.48 x 16.34 x 52.48
	Package Dimension	inch	39.17 x 15.67 x 29.13	42.91 x 19.68 x 34.84	45.08 x 19.68 x 42.52	43.11 x 19.49 x 57.48	43.11 x 19.49 x 58.27
	Net/Gross Weight	lb.	99.87/107.80	130.29/141.31	206.57/237.44	208.78/239.86	230.38/261.69
Refrigerant	Type/Charge	oz	R454B/55.38	R454B/63.49	R454B/126.99	R454B/126.99	R454B/151.68
	Outd.Add.Chargeperft	oz/ft	0.16	0.32	0.32	0.32	0.32
	N.A. Design Pressure	PSI	550 / 340	550 / 340	550 / 340	550 / 340	550 / 340
Refrigerant Piping	Liquid Side/Gas Side	inch	1/4" / 1/2"	3/8" / 5/8"	3/8" / 3/4"	3/8" / 3/4"	3/8" / 3/4"
	Max. Piping Length	ft	98.40	164.00	246.00	246.00	246.00
	Max.HeightDifference	ft	65.60	82.00	98.40	98.40	98.40
Connection Wiring			14#x4	14#x4	14#x3	14#x3	14#x3
Operating Temp. Range	Indoor (Cool/Heat)	°F	60-90/32-86	60-90/32-86	60-90/32-86	60-90/32-86	60-90/32-86
	Outdoor (Cool/Hea)	°F	-22-122/-22-75	-22-122/-22-75	-22-122/-22-75	-22-122/-22-75	-22-122/-22-75

For proper wiring sizes always refer to local codes.



CPA3 Series

Light Commercial Indoor Fan Coil



INDOOR UNIT			CPA3-06CD(I)	CPA3-09CD(I)	CPA3-12CD(I)	CPA3-18CD(I)	CPA3H-09CD(I)	CPA3H-12CD(I)
OUTDOOR UNIT			CHF3-06CD(O)	CHF3-09CD(O)	CHF3-12CD(O)	CHF3-18CD(O)	CHF3-09CD(O)	CHF3-12CD(O)
Power Supply	Volts; Hz; Phase	V-Hz-Ph	208/230V,60Hz,1Ph	208/230V,60Hz,1Ph	208/230V,60Hz,1Ph	208/230V,60Hz,1Ph	208/230V,60Hz,1Ph	208/230V,60Hz,1Ph
	Voltage Range	V	187-253	187-253	187-253	187-253	187-253	187-253
Cooling	Capacity	Btu/h	6500	9000	12000	17000	9000	12000
	Input	W	448	667	1000	1420	642	1000
	Current	A	3.4	4.8	4.6	9.1	4.9	5.5
	SEER2	Btu/h/W	21.4	21.4	20.0	18.0	20.5	20
	EER2	Btu/h/W	14.4	13.4	12.0	12.0	14.0	12.0
	Heating Capacity	Btu/h	8000	10000	12500	19000	9900	12000
Heating	Heating Input	W	585	830	1080	1650	750	970
	Heating Current	A	4.5	3.9	5.0	10.5	5.4	4.7
	HSPF2-4	Btu/h/W	13.8	12.5	10	10.5	13.8	10.6
	HSPF2-5	Btu/h/W	10.8	9.7	8	9.0	10.8	8.5
	COP	Btu/h/W	13.7	12.0	11.6	11.5	13.2	12.4
	Indoor Min. Circuit Ampacity	A	3.00	3.00	3.00	3.00	3.00	3.00
Indoor Max. Fuse	A	15	15	15	15	15	15	
Outdoor Min. Circuit Ampacity	A	12.00	15.00	15.00	19.00	15.00	15.00	
Outdoor Max. Fuse	A	15	15	15	20	15	15	
Indoor Air Flow (Turbo/Hi/Mi/Lo/Si)	CFM	323.7 / 264.9 / 206.0 / 147.2 / 117.7	323.7 / 264.9 / 206.0 / 147.2 / 117.7	400.2 / 323.7 / 264.9 / 176.6 / 117.7	600.4 / 559.2 / 500.3 / 441.4 / N\A	344.3 / 288.4 / 230.7 / 200.7 / 121.8	419.1 / 350.2 / 256.0 / 216.0 / 135.4	
Indoor Noise Level (Turbo/Hi/Mi/Lo/Si)	dB(A)	N\A/32.5/30.5/29.5/22	N\A/32.5/31/29.5/23	N\A/36/34.5/32.5/25.5	N\A/40/39/38/32	N\A/29.5/28.5/27.5/26.0	N\A/32.5/30.5/28.5/26	
Indoor Unit (WxDxH)	Unit Dimen.	inch	27.56 x 19.92 x 7.87	27.56 x 19.92 x 7.87	27.56 x 19.92 x 7.87	34.65 x 26.54 x 8.27	27.56 x 29.53 x 9.65	27.56 x 29.53 x 9.65
	Package Dimen.	inch	33.86 x 21.26 x 11.22	33.86 x 21.26 x 11.22	33.86 x 21.26 x 11.22	42.13 x 28.54 x 11.02	36.42 x 33.46 x 11.73	36.42 x 33.46 x 11.73
	Net/Gross Weight	lb.	39.46/46.74	39.46/46.74	39.46/46.74	54.45/66.14	64.15/73.85	64.15/73.85
Outdoor Air Flow (CFM)	CFM	1236.1	1471.5	1471.5	1765.8	1471.5	1471.5	
Outdoor Noise Level (Hi)	dB(A)	54.0	56.0	56.0	59.0	54.0	54.0	
Outdoor Throttle Type		EXV	EXV	EXV	EXV+Throttle Valve			
Outdoor Unit (WxDxH)	Unit Dimen.		30.12 x 11.93 x 21.85	31.69 x 12.99 x 21.81	31.69 x 12.99 x 21.81	35.04 x 13.46 x 26.50	31.69 x 12.99 x 21.81	31.69 x 12.99 x 21.81
	Package Dimen.	inch	34.92 x 13.27 x 24.02	36.02 x 14.57 x 24.21	36.02 x 14.57 x 24.21	39.17 x 15.67 x 29.13	36.02 x 14.57 x 24.21	36.02 x 14.57 x 24.21
	Net/Gross Weight	lb.	62.17/67.68	72.75/78.70	72.75/78.70	99.87/107.80	72.75/78.70	72.75/78.70
Refrigerant	Type/Charge	oz	R454B/32.45	R454B/35.27	R454B/35.27	R454B/55.38	R454B/35.27	R454B/35.27
	Outdoor Add. Charge per ft	oz/ft	0.16	0.16	0.16	0.16	0.16	0.16
	N.A.Design Press.	PSI	550 / 340	550 / 340	550 / 340	550 / 340	550 / 340	550 / 340
Refrigerant Piping	Liquid/Gas Side	inch	1/4" / 3/8"	1/4" / 3/8"	1/4" / 3/8"	1/4" / 1/2"	1/4" / 3/8"	1/4" / 3/8"
	Max.PipingLength	ft	82.00	82.00	82.00	98.40	82.00	82.00
	Max. Height Diff.	ft	32.80	32.80	32.80	65.60	49.20	49.20
Connection Wiring		14#x4	14#x4	14#x4	14#x4	14#x4	14#x4	
Operating Temp.Range	Indoor(Cool/Heat)	°F	60-90/32-86	60-90/32-86	60-90/32-86	60-90/32-86	60-90	60-90/32-86
	Outd.(Cool/Heat)	°F	-22-122/-22-75	-22-122/-22-75	-22-122/-22-75	-22-122/-22-75	-22-122	-22-122/-22-75

For proper wiring sizes always refer to local codes.



CPA3H Series

Light Commercial Indoor Fan Coil



INDOOR UNIT			CPA3H-18CD(I)	CPA3H-24CD(I)	CPA3H-36DU(I)	CPA3H-48DU(I)	CPA3H-60DU(I)
OUTDOOR UNIT			CHF3-18CD(O)	CHF3-24CD(O)	CHF3-36DU(O)	CHF3-48DU(O)	CHF3-60DU(O)
Power Supply	Volts; Hz; Phase	V-Hz-Ph	208/230V,60Hz,1Ph	208/230V,60Hz,1Ph	208/230V,60Hz,1Ph	208/230V,60Hz,1Ph	208/230V,60Hz,1Ph
	Voltage Range	V	187-253	187-253	187-253	187-253	187-253
Cooling	Capacity	Btu/h	17500	24000	36000	48000	55000
	Input	W	1455	2000	3000	4610	5400
	Current	A	9.0	8.8	13.5	19.9	23.5
	SEER2	Btu/h/W	18.4	19	17.7	16.7	15.8
	EER2	Btu/h/W	12	12.0	12.0	10.4	10.2
Heating	Heating Capacity	Btu/h	19500	26000	42000	52000	60000
	Heating Input	W	1590	2000	3240	4230	4700
	Heating Current	A	9.8	8.8	14.1	19.0	20.9
	HSPF2-4	Btu/h/W	11.1	11.7	11.1	10.8	10.4
	HSPF2-5	Btu/h/W	9.0	9.3	9.2	8.8	8.7
	COP	Btu/h/W	12.3	13.0	13.0	12.3	12.8
Indoor Min. Circuit Ampacity		A	3.00	3.00	4.00	5.00	5.00
Indoor Max. Fuse		A	15	15	15	15	15
Outdoor Min. Circuit Ampacity		A	19.00	24.90	38.00	44.00	44.00
Outdoor Max. Fuse		A	20	25	40	45	45
Indoor Air Flow (Turbo/Hi/Mi/Lo/Si)		CFM	706.3 / 618.0 / 529.7 / 441.4 / N\A	853.5 / 706.3 / 618.0 / 500.3 / N\A	1236.1 / 1059.5 / 941.8 / 765.2 / N\A	1648.1 / 1471.5 / 1294.9 / 1059.5 / N\A	2001.2 / 1706.9 / 1412.6 / 1118.3 / N\A
Indoor Noise Level (Turbo/Hi/Mi/Lo/Si)		dB(A)	N\A/36/34.0/32.0/28.0	N\A/40.0/37.0/35/29.5	N\A/45/40/34/31	N\A/51/46/42/40	N\A/52/48/42/41
Indoor Unit (WxDxH)	Unit Dimen.	inch	39.37 x 29.53 x 9.65	39.37 x 29.53 x 9.65	47.24 x 29.53 x 11.81	47.24 x 29.53 x 11.81	55.12 x 31.50 x 14.96
	Package Dimen.	inch	48.23 x 33.86 x 11.97	48.23 x 33.86 x 11.97	56.10 x 33.86 x 14.13	56.10 x 33.86 x 14.13	62.99 x 36.02 x 17.52
	Net/Gross Weight	lb.	79.81/91.27	80.47/91.93	106.26/120.37	111.33/124.78	161.38/178.13
Outdoor Air Flow (CFM)		CFM	1765.8	2236.7	3001.9	4237.9	4237.9
Outdoor Noise Level (Hi)		dB(A)	57.5	61.0	65.0	65.0	63.0
Outdoor Throttle Type			EXV+Throttle Valve	EXV+Throttle Valve	EXV+Throttle Valve	EXV+Throttle Valve	EXV+Throttle Valve
Outdoor Unit (WxDxH)	Unit Dimen.		35.04 x 13.46 x 26.50	37.24 x 16.14 x 31.89	38.58 x 16.34 x 38.39	37.48 x 16.34 x 52.48	37.48 x 16.34 x 52.48
	Package Dimen.	inch	39.17 x 15.67 x 29.13	42.91 x 19.68 x 34.84	45.08 x 19.68 x 42.52	43.11 x 19.49 x 57.48	43.11 x 19.49 x 58.27
	Net/Gross Weight	lb.	99.87/107.80	130.29/141.31	206.57/237.44	208.78/239.86	230.38/261.69
Refrigerant	Type/Charge	oz	R454B/55.38	R454B/63.49	R454B/126.99	R454B/126.99	R454B/151.68
	Outdoor Add. Charge per ft	oz/ft	0.16	0.32	0.32	0.32	0.32
	N.A. Design Press.	PSI	550 / 340	550 / 340	540 / 340	550 / 340	550 / 340
Refrigerant Piping	LiquidSide/GasSide	inch	1/4" / 1/2"	3/8" / 5/8"	3/8" / 3/4"	3/8" / 3/4"	3/8" / 3/4"
	Max. Piping Length	ft	98.40	164.00	246.00	246.00	246.00
	Max. Height Diff.	ft	65.60	82.00	98.40	98.40	98.40
Connection Wiring			14#x4	14#x4	14#x3	14#x3	14#x3
Operating Temp. Range	Indoor (Cool/Heat)	°F	60-90	60-90	60-90	60-90	60-90
	Outdoor (Cool/Heat)	°F	-22-122	-22-122	-22-122	-22-122	-22-122

For proper wiring sizes always refer to local codes.



AHU3 Series

Light Commercial Indoor Air Handler



INDOOR UNIT		AHU3-18M		AHU3-24M		AHU3-36M		
OUTDOOR UNIT		CHF3-18CD(O)		CHF3-24CD(O)		CHF3-36CD(O)		
Power Supply	Volts; Hz; Phase	208/230V,60Hz,1Ph		208/230V,60Hz,1Ph		208/230V,60Hz,1Ph		
	Voltage Range	V	187-253	187-253	187-253	187-253	187-253	
Cooling	Capacity	Btu/h	18000	23000	33000			
	Input	W	1500	1916	2820			
	Current	A	9.1	8.7	12.5			
	SEER2	Btu/h/W	18	18.7	16.5			
	EER2	Btu/h/W	12	12	11.7			
	Heating Capacity	Btu/h	19500	26000	35000			
Heating	Heating Input	W	1570	2180	2800			
	Heating Current	A	9.5	9.7	12.3			
	HSPF2-4	Btu/h/W	10	10	10			
	HSPF2-5	Btu/h/W	8.3	8	8.4			
	COP	Btu/h/W	3.64	3.5	3.66			
	Indoor Minimum Circuit Ampacity	A	3.5	4	6			
Indoor Max. Fuse	A	15	15	15				
Outdoor Minimum Circuit Ampacity	A	19	24.9	34				
Outdoor Max. Fuse	A	20	25	35				
Indoor Air Flow (Turbo/Hi/Mi/Lo/Si)	CFM	618.0 / 576.8 / 529.7 / 488.5 / N\A		824.0 / 759.3 / 694.5 / 629.8 / -		1189.0 / 1083.0 / 971.2 / 865.2 / N\A		
Indoor Noise Level (Turbo/Hi/Mi/Lo/Si)	dB(A)	N\A/42.5/37.5/30.0/N\A		N\A/43.5/40/25.5/N\A		N\A/48/44/35/N\A		
Indoor Unit	Unit Dimension (WxDxH)	inch	21.02 x 17.52 x 45.00		21.02 x 17.52 x 45.00		21.02 x 21.02 x 49.02	
	Package Dimension (WxDxH)	inch	26.57 x 20.87 x 48.62		26.57 x 20.87 x 48.62		26.57 x 24.41 x 52.56	
	Net/Gross Weight	lb.	104.72/125.66		104.28/125.88		127.87/154.10	
Outdoor Air Flow (CFM)	CFM	1765.8		2236.7		2236.7		
Outdoor Noise Level (Hi)	dB(A)	59		61.5		62.5		
Outdoor Unit	Unit Dimension (WxDxH)	inch	35.04 x 13.46 x 26.50		37.24 x 16.14 x 31.89		37.24 x 16.14 x 31.89	
	Package Dimension (WxDxH)	inch	39.17 x 15.67 x 29.13		42.91 x 19.68 x 34.84		42.91 x 19.68 x 34.84	
	Net/Gross Weight	lb.	99.87/107.80		130.29/141.31		156.97/167.99	
Refrigerant	Type/Charge	oz	R454B/55.38		R454B/63.49		R454B/87.13	
	OutdoorAdditionalChargeperft	oz/ft	0.16		0.32		0.32	
	N.A. Design Pressure	PSI	550 / 340		550 / 340		550 / 340	
Outdoor Throttle Type		EXV+Throttle Valve		EXV+Throttle Valve		EXV		
Refrigerant Piping	Liquid Side/Gas Side	inch	1/4" /1/2"		3/8" / 5/8"		3/8" / 3/4"	
	Max. Piping Length	ft	98.4		164		164	
	Max. Height Difference	ft	65.6		82		82	
Connection Wiring		AWG 14-4		AWG 14-4		AWG 14-4		
OperatingTemp.Range	Indoor (Cooling/Heating)	°F	60-90/32-86		60-90/32-86		60-90/32-86	
	Outdoor (Cooling/Heating)	°F	-22-122/-22-75		-22-122/-22-75		-22-122/-22-75	

For proper wiring sizes always refer to local codes.

ALEGRIA HI-HEAT SERIES

SINGLE ZONE | LIGHT COMMERCIAL



AHU3 Series

Light Commercial Indoor Air Handler



INDOOR UNIT		AHU3-36DU(I)	AHU3-48DU(I)	AHU3-60DU(I)	
OUTDOOR UNIT		CHF3-36DU(O)	CHF3-48DU(O)	CHF3-60DU(O)	
Power Supply	Volts; Hz; Phase	208/230V,60Hz,1Ph			
	Voltage Range	V	187-253	187-253	187-253
Cooling	Capacity	Btu/h	36000	48000	54000
	Input	W	3080	4752	5400
	Current	A	13.4	22	24
	SEER2	Btu/h/W	17.2	17	15.2
	EER2	Btu/h/W	11.7	10	10
	Heating Capacity	Btu/h	38000	50000	59000
Heating	Heating Input	W	3289	4186	5146
	Heating Current	A	14.3	19	21.8
	HSPF2-4	Btu/h/W	9.5	10.2	9.2
	HSPF2-5	Btu/h/W	8	8.1	7.7
	COP	Btu/h/W	11.6	11.9	11.5
	Indoor Minimum Circuit Ampacity	A	6	9.75	11
Indoor Max. Fuse	A	15	15	15	
Outdoor Minimum Circuit Ampacity	A	38	44	44	
Outdoor Max. Fuse	A	40	45	45	
Indoor Air Flow (Turbo/Hi/Mi/Lo/Si)	CFM	1189.0 / 1083.0 / 971.2 / 865.2 / N\A	1601.0 / 1471.5 / 1283.1 / 1094.8 / /	1807.0 / 1553.9 / 1353.8 / 724.0 / N\A	
Indoor Noise Level (Turbo/Hi/Mi/Lo/Si)	dB(A)	N\A/47/42/30.5/N\A	56.5/54.5/51/48//	N\A/53.0/48.0/33.5/N\A	
Indoor Unit	Unit Dimension (WxDxH)	inch	21.02 x 21.02 x 49.02	21.02 x 24.49 x 52.99	21.02 x 24.49 x 52.99
	Package Dimension (WxDxH)	inch	26.57 x 24.41 x 52.56	27.95 x 26.77 x 56.50	27.95 x 26.77 x 56.50
	Net/Gross Weight	lb.	127.87/152.78	161.82/191.58	164.02/189.82
Outdoor Air Flow (CFM)	CFM	3001.9	4237.9	4237.9	
Outdoor Noise Level (Hi)	dB(A)	65.5	65	62	
Outdoor Unit	Unit Dimension (WxDxH)	inch	38.58 x 16.34 x 38.39	37.48 x 16.34 x 52.48	37.48 x 16.34 x 52.48
	Package Dimension (WxDxH)	inch	45.08 x 19.68 x 42.52	43.11 x 19.49 x 57.48	43.11 x 19.49 x 58.27
	Net/Gross Weight	lb.	206.57/237.44	208.78/239.86	230.38/261.69
Refrigerant	Type/Charge	oz	R454B/126.99	R454B/126.99	R454B/151.68
	OutdoorAdditionalChargeperft	oz/ft	0.32	0.32	0.32
	N.A. Design Pressure	PSI	550 / 340	550 / 340	550 / 340
Outdoor Throttle Type		EXV+Throttle Valve	EXV+Throttle Valve	EXV+Throttle Valve	
Refrigerant Piping	Liquid Side/Gas Side	inch	3/8" / 3/4"	3/8" / 3/4"	3/8" / 3/4"
	Max. Piping Length	ft	246	246	246
	Max. Height Difference	ft	98.4	98.4	98.4
Connection Wiring		AWG 20-2	AWG 20-2	AWG 20-2	
OperatingTemp.Range	Indoor (Cooling/Heating)	°F	60-90/32-86	60-90/32-86	60-90/32-86
	Outdoor (Cooling/Heating)	°F	-13-122/-13-75	-13-122/-13-75	-13-122/-13-75

For proper wiring sizes always refer to local codes.

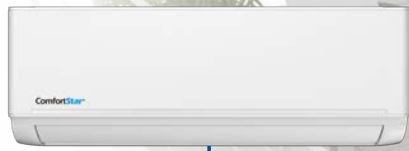
ALEGRIA PLATINUM SERIES

FLEX-MOUNT MULTI-ZONE

-13°F Low Outdoor Ambient Operating Temperature for Heating and Cooling.
All In-Door units Wi-Fi Compatible.

UP TO
23.1 SEER2
HIGH EFFICIENCY
Low Ambient
-13°F

CPP3(I)



FPA3



AHU3-M



TPA3



T1W3




CPA3/CPA3H



CMZ3 (O)

MIX AND MATCH EVAPORATOR
UNITS DEPENDING ON CAPACITY.

Individual zoning for up to 6+ zones.



Warranty Registration required except in California and Quebec, Canada.

FLEX-MOUNT MULTI-ZONE · SELECTION CHART

OUTDOOR UNIT	CPP3	Cassette	1 Way Cassette	Floor Ceiling	Ducted	AHU
CMZ3-24-3Z	CPP3-06CD(I) CPP3-09CD(I) CPP3-12CD(I)	TPA3-09CD(I) TPA3-12CD(I)	TIW3-06CD(I) TIW3-09CD(I) TIW3-12CD(I)	—	CPA3-09CD(I) CPA3H-09CD(I) CPA3-12CD(I) CPA3H-12CD(I)	—
CMZ3-30-4Z	CPP3-06CD(I) CPP3-09CD(I) CPP3-12CD(I) CPP3-18CD(I) CPP3-24CD(I)	TPA3-09CD(I) TPA3-12CD(I) TPA3-18CD(I)	TIW3-06CD(I) TIW3-09CD(I) TIW3-12CD(I) TIW3-18CD(I)	FPA3-18CD(I)	CPA3-09CD(I) CPA3H-09CD(I) CPA3-12CD(I) CPA3H-12CD(I) CPA3-18CD(I) CPA3H-18CD(I)	AHU3-18M
CMZ3-48-5Z	CPP3-06CD(I) CPP3-09CD(I) CPP3-12CD(I) CPP3-18CD(I) CPP3-24CD(I)	TPA3-09CD(I) TPA3-12CD(I) TPA3-18CD(I) TIP3-24CD(I)	TIW3-06CD(I) TIW3-09CD(I) TIW3-12CD(I) TIW3-18CD(I)	FPA3-18CD(I) FPA3-24CD(I)	CPA3-09CD(I) CPA3H-09CD(I) CPA3-12CD(I) CPA3H-12CD(I) CPA3-18CD(I) CPA3H-18CD(I) CPA3H-24CD(I)	AHU3-18M AHU3-24M
CMZ3-55-6Z	CPP3-06CD(I) CPP3-09CD(I) CPP3-12CD(I) CPP3-18CD(I) CPP3-24CD(I) CPP3-30CD(I) CPP3-36CD(I)	TPA3-09CD(I) TPA3-12CD(I) TPA3-18CD(I) TIP3-24CD(I)	TIW3-06CD(I) TIW3-09CD(I) TIW3-12CD(I) TIW3-18CD(I)	FPA3-18CD(I) FPA3-24CD(I)	CPA3-09CD(I) CPA3H-09CD(I) CPA3-12CD(I) CPA3H-12CD(I) CPA3-18CD(I) CPA3H-18CD(I) CPA3H-24CD(I)	AHU3-18M AHU3-24M AHU3-30M AHU3-36M
CMZ3-62-6Z	CPP3-06CD(I) CPP3-09CD(I) CPP3-12CD(I) CPP3-18CD(I) CPP3-24CD(I) CPP3-30CD(I) CPP3-36CD(I)	TPA3-09CD(I) TPA3-12CD(I) TPA3-18CD(I) TIP3-24CD(I)	TIW3-06CD(I) TIW3-09CD(I) TIW3-12CD(I) TIW3-18CD(I)	FPA3-18CD(I) FPA3-24CD(I)	CPA3-09CD(I) CPA3H-09CD(I) CPA3-12CD(I) CPA3H-12CD(I) CPA3-18CD(I) CPA3H-18CD(I) CPA3H-24CD(I)	AHU3-18M AHU3-24M AHU3-30M AHU3-36M

FLEX-MOUNT MULTI-ZONE TABLE OF EFFICIENCY · REGULAR MODELS

Outdoor unit Model #	Non Ducted/Ducted	SEER2	EER2	HSPF2-4	HSPF2-5
CMZ3-24-3Z	Non Ducted	23	12.5	10	7.7
	Ducted	20	12	10	7.8
	Mix	21.5	12.3	10.0	7.8
CMZ3-30-4Z	Non Ducted	23	12.2	9.5	7.1
	Ducted	21	12	9	7
	Mix	22.0	12.1	9.3	7.1
CMZ3-48-5Z	Non Ducted	23.1	12	10	7.5
	Ducted	20	11.7	9.2	7
	Mix	21.6	11.9	9.6	7.3
CMZ3-55-6Z	Non Ducted	21.3	11.7	10	7.7
	Ducted	20.4	12	10.6	8.1
	Mix	20.9	11.9	10.3	7.9
CMZ3-62-6Z	Non Ducted	19.2	10	9.6	7.3
	Ducted	18	10	9.2	7.1
	Mix	18.6	10.0	9.4	7.2

ALEGRIA PLATINUM SERIES

FLEX-MOUNT MULTI-ZONE

MORE THAN 246+ COMBINATIONS AVAILABLE

Connect up to 6 Zones with five different indoor units to choose from!

INDIVIDUAL ZONING FOR UP TO 6+ ZONES.

- Low Ambient (-13°F)
- Wi-Fi optional
- Bypass Mode
- Interactive display
- Self-Diagnosis
- 246+ Possible Combinations
- Connect up to 6 zones
- Individual Zone Control
- High Efficiency Inverter Technology
- Mix & Match 6+ Different Style Indoor Units.

Available Indoor Units:

- High Wall Mount
- Cassette
- Floor/Ceiling
- Fan Coil
- AHU

3

4

5

6+



HEAT PUMP
INVERTER

TRI-ZONE CMZ3-24-3Z

Mix & Match
6,000-18,000 BTUh



QUAD-ZONE CMZ3-30-4Z

Mix & Match
6,000-24,000 BTUh



FIVE-ZONE CMZ3-48-5Z

Mix & Match
6,000-30,000 BTUh



SIX-ZONE CMZ3-55-6Z

Mix & Match
6,000-36,000 BTUh



SIX-ZONE CMZ3-62-6Z

Mix & Match
6,000-36,000 BTUh



COMBINATION TABLE

TRI-ZONE CONDENSER | CMZ3-24-3Z

Three Units
6+6+6
6+6+9
6+9+9

QUAD-ZONE CONDENSER | CMZ3-30-4Z

Three Units					Four Units		
6+6+6	6+6+18	6+9+12	6+12+18	9+9+18	6+6+6+6	6+6+9+9	6+9+9+12
6+6+9	6+6+24	6+9+18	9+9+9	9+12+12	6+6+6+9	6+6+9+12	9+9+9+9
6+6+12	6+9+9	6+12+12	9+9+12	12+12+12	6+6+6+12	6+9+9+9	

FIVE ZONE CONDENSER | CMZ3-48-5Z (Must always have installed a minimum of 2 Indoor Units)

Three Units			Four Units			Five Units	
6+6+6	6+9+24	9+12+12	6+6+6+6	6+6+9+24	6+9+9+18	9+9+9+12	6+6+6+6+6
6+6+9	6+12+12	9+12+18	6+6+6+9	6+6+12+12	6+9+9+24	9+9+9+18	6+6+6+6+9
6+6+12	6+12+18	9+12+24	6+6+6+12	6+6+12+18	6+9+12+12	9+9+12+12	6+6+6+6+12
6+6+18	6+12+24	9+18+18	6+6+6+18	6+6+12+24	6+9+12+18	9+9+12+18	6+6+6+6+18
6+6+24	6+18+18	12+12+12	6+6+6+24	6+6+18+18	6+12+12+12	9+12+12+12	6+6+6+9+9
6+9+9	9+9+9	12+12+18	6+6+9+9	6+9+9+9	6+12+12+18	12+12+12+12	6+6+6+9+12
6+9+12	9+9+12	12+12+24	6+6+9+12	6+9+9+12	9+9+9+9		6+6+6+9+18
6+9+18	9+9+18	12+18+18	6+6+9+18				9+9+9+12
	9+9+24						9+9+9+12

SIX ZONE CONDENSER | CMZ3-55-6Z (Must always have installed a minimum of 2 Indoor Units)

Three Units			Four Units			Five Units				Six Units	
6+6+18	6+18+18	9+12+36	6+6+6+6	6+9+9+24	9+9+12+18	6+6+6+6+6	6+6+9+9+18	6+9+9+12+18	9+9+9+18+18	6+6+6+6+6+6	6+6+9+9+9+9
6+6+24	6+18+24	9+18+18	6+6+6+9	6+9+12+12	9+9+12+24	6+6+6+6+9	6+6+9+9+24	6+9+9+12+24	9+9+12+12+12	6+6+6+6+6+9	6+6+9+9+9+12
6+6+30	6+18+30	9+18+24	6+6+6+18	6+9+12+18	9+9+18+18	6+6+6+6+12	6+6+9+12+12	6+9+9+18+18	9+9+12+12+18	6+6+6+6+6+12	6+6+9+9+9+18
6+6+36	6+18+36	9+18+30	6+6+6+24	6+9+12+24	9+9+18+24	6+6+6+6+18	6+6+9+12+18	6+9+12+12+12	9+12+12+12+12	6+6+6+6+6+18	6+6+9+9+12+12
6+9+12	9+9+9	9+18+36	6+6+9+9	6+9+18+18	9+12+12+12	6+6+6+6+24	6+6+9+12+24	6+9+12+12+18	9+12+12+12+18	6+6+6+6+9+9	6+6+9+9+12+18
6+9+18	9+9+12	12+12+12	6+6+9+12	6+9+18+24	9+12+12+18	6+6+6+9+9	6+6+9+18+18	6+9+12+12+24	12+12+12+12+12	6+6+6+6+9+12	6+6+9+12+12+12
6+9+24	9+9+18	12+12+18	6+6+9+18	6+12+12+12	9+12+12+24	6+6+6+9+12	6+6+9+18+24	6+9+12+18+18		6+6+6+6+9+18	6+6+9+12+12+18
6+9+30	9+9+24	12+12+24	6+6+9+24	6+12+12+18	9+12+18+18	6+6+6+9+18	6+6+12+12+12	6+12+12+12+12		6+6+6+6+12+12	6+9+9+9+9+9
6+9+36	9+9+30	12+12+30	6+6+12+12	6+12+12+24	9+12+18+24	6+6+6+9+24	6+6+12+12+18	6+12+12+12+18		6+6+6+6+12+18	6+9+9+9+9+12
6+12+18	9+9+36	12+12+36	6+6+12+18	6+12+18+18	9+18+18+18	6+6+6+12+12	6+6+12+12+24	9+9+9+9+9		6+6+6+9+9+9	6+9+9+9+9+18
6+12+24	9+12+12	12+18+18	6+6+12+24	6+12+18+24	12+12+12+12	6+6+6+12+18	6+6+12+18+18	9+9+9+9+12		6+6+6+9+9+12	6+9+9+9+12+12
6+12+30	9+12+18	12+18+24	6+6+18+18	9+9+9+9	12+12+12+18	6+6+6+12+24	6+9+9+9+9	9+9+9+9+18		6+6+6+9+9+18	6+9+9+9+12+18
6+12+36	9+12+24	12+18+30	6+6+18+24	9+9+9+12	12+12+12+24	6+6+6+18+18	6+9+9+9+12	9+9+9+9+24		6+6+6+9+12+12	6+9+9+12+12+12
	9+12+30	18+18+18	6+9+9+9	9+9+9+18	12+12+18+18	6+6+6+18+24	6+9+9+9+18	9+9+9+12+12		6+6+6+9+12+18	9+9+9+9+9+9
			6+9+9+12	9+9+9+24		6+6+9+9+9	6+9+9+9+24	9+9+9+12+18		6+6+6+12+12+12	9+9+9+9+9+12
			6+9+9+18	9+9+12+12		6+6+9+9+12	6+9+9+12+12	9+9+9+12+24		6+6+6+12+12+18	9+9+9+9+9+18
											9+9+9+9+12+12
											9+9+9+12+12+12

SIX ZONE CONDENSER | CMZ3-62-6Z (Must always have installed a minimum of 2 Indoor Units)

Three Units			Four Units			Five Units				Six Units			
6+6+18	6+18+24	9+18+30	6+6+6+6	6+9+9+24	9+9+12+12	6+6+6+6+6	6+6+9+12+12	6+9+9+12+24	9+9+9+12+18	6+6+6+6+6+6	6+6+6+9+12+12	6+6+12+12+12+12	9+9+9+9+9+9
6+6+24	6+18+30	9+18+36	6+6+6+9	6+9+12+12	9+9+12+18	6+6+6+6+9	6+6+9+12+18	6+9+9+18+18	9+9+9+12+24	6+6+6+6+6+9	6+6+6+9+12+18	6+6+12+12+12+18	9+9+9+9+9+12
6+6+30	6+18+36	12+12+12	6+6+6+12	6+9+12+18	9+9+12+24	6+6+6+6+12	6+6+9+12+24	6+9+9+18+24	9+9+9+18+18	6+6+6+6+6+12	6+6+6+9+12+24	6+6+12+12+12+24	9+9+9+9+9+18
6+6+36	9+9+9	12+12+18	6+6+6+18	6+9+12+24	9+9+18+18	6+6+6+6+18	6+6+9+18+18	6+9+12+12+12	9+9+9+18+24	6+6+6+6+6+18	6+6+6+12+12+12	6+9+9+9+9+9	9+9+9+9+9+24
6+9+9	9+9+12	12+12+24	6+6+6+24	6+9+18+18	9+9+18+24	6+6+6+6+24	6+6+9+18+24	6+9+12+12+18	9+9+12+12+12	6+6+6+6+6+24	6+6+6+12+12+18	6+9+9+9+9+12	9+9+9+9+12+12
6+9+12	9+9+18	12+12+30	6+6+9+9	6+9+18+24	9+12+12+12	6+6+6+9+9	6+6+12+12+12	6+9+12+12+18	9+9+12+12+18	6+6+6+6+9+9	6+6+6+12+12+24	6+9+9+9+9+18	9+9+9+9+12+18
6+9+18	9+9+24	12+12+36	6+6+9+12	6+12+12+12	9+12+12+18	6+6+6+9+12	6+6+12+12+18	6+9+12+12+18	9+9+12+12+24	6+6+6+6+9+12	6+6+9+9+9+9	6+9+9+9+9+24	9+9+9+9+12+24
6+9+24	9+9+30	12+18+18	6+6+9+18	6+12+12+18	9+12+12+24	6+6+6+9+18	6+6+12+12+24	6+9+12+18+24	9+9+12+18+18	6+6+6+6+9+18	6+6+9+9+9+12	6+9+9+9+12+12	9+9+9+9+12+12
6+9+30	9+9+36	12+18+24	6+6+9+24	6+12+12+24	9+12+18+18	6+6+6+9+24	6+6+12+18+18	6+9+18+18+18	9+9+12+18+24	6+6+6+6+9+24	6+6+9+9+9+18	6+9+9+9+12+18	9+9+9+9+12+18
6+9+36	9+12+12	12+18+30	6+6+12+12	6+12+18+18	9+12+18+24	6+6+6+12+12	6+6+12+18+24	6+12+12+12+12	9+9+18+18+18	6+6+6+6+12+12	6+6+9+9+9+24	6+9+9+9+12+24	9+9+12+12+12+12
6+12+12	9+12+18	12+18+36	6+6+12+18	6+12+18+24	9+18+18+18	6+6+6+12+18	6+6+18+18+18	6+12+12+12+18	9+12+12+12+12	6+6+6+6+12+18	6+6+9+9+12+12	6+9+9+9+18+18	9+9+12+12+12+18
6+12+18	9+12+24	18+18+18	6+6+12+24	6+18+18+18	12+12+12+12	6+6+6+12+24	6+6+18+18+24	6+12+12+12+24	9+12+12+12+18	6+6+6+6+12+24	6+6+9+9+12+18	6+9+9+12+12+12	9+12+12+12+12+12
6+12+24	9+12+30		6+6+18+18	6+18+18+24	12+12+12+18	6+6+6+18+18	6+9+9+9+9	6+12+12+18+18	9+12+12+12+24	6+6+6+9+9+9	6+6+9+9+12+24	6+9+9+12+12+18	12+12+12+12+12+12
6+12+30	9+12+36		6+6+18+24	9+9+9+9	12+12+12+24	6+6+6+18+24	6+9+9+9+12	6+12+18+18+18	9+12+12+18+18	6+6+6+9+9+12	6+6+9+12+12+12	6+9+9+12+12+24	
6+12+36	9+18+18		6+9+9+9	9+9+9+12	12+12+18+18	6+6+9+9+9	6+9+9+9+18	9+9+9+9+9	12+12+12+12+12	6+6+6+9+9+18	6+6+9+12+12+18	6+9+12+12+12+12	
6+18+18	9+18+24		6+9+9+12	9+9+9+18	12+12+18+24	6+6+9+9+12	6+9+9+9+24	9+9+9+9+12	12+12+12+12+18	6+6+6+9+9+24	6+6+9+12+12+24	6+9+12+12+12+18	
			6+9+9+18	9+9+9+24	12+18+18+18	6+6+9+9+18	6+9+9+12+12	9+9+9+9+18	12+12+12+12+24				6+12+12+12+12+12
						6+6+9+9+24	6+9+9+12+18	9+9+9+9+24	12+12+12+18+18				6+12+12+12+12+18
								9+9+9+12+12					

CMZ3 Series

Flex-Mount Non-Ducted - Outdoor Model
 Heat Pump 18,000-60,000 BTUH



CAPACITY			18K	27K	36K	48K	60K
INDOORUNITTYPE(NON-DUCTED)			CPP3 (6K*3)	CPP3 (6K*3+9K)	CPP3 (6K*3+9K*2)	CPP3 (9K*5)	CPP3 (9K*4+24K)
OUTDOOR UNIT			CMZ3-24-3Z	CMZ3-30-4Z	CMZ3-48-5Z	CMZ3-55-6Z	CMZ3-62-6Z
Power Supply	Volts; Hz; Phase		208/230V,60Hz,1Ph	208/230V,60Hz,1Ph	208/230V,60Hz,1Ph	208/230V,60Hz,1Ph	208/230V,60Hz,1Ph
	Voltage Range	V	187-253	187-253	187-253	187-253	187-253
Cooling	Capacity	Btu/h	18000	26000	35000	45000	60000
	Input	W	1440	2130	2915	3850	6000
	Current	A	6.2	10	13	17.3	26.2
	SEER2	Btu/h/W	23	23	23.1	21.3	19.2
	EER2	Btu/h/W	12.5	12.2	12	11.7	10
Heating	Heating Capacity	Btu/h	19000	27000	37000	48000	60000
	Heating Input	W	1465	2198	3098	3908	5024
	Heating Current	A	6.6	10	14	17.3	22
	HSPF2-4	Btu/h/W	10	9.5	10	10	9.6
	HSPF2-5	Btu/h/W	7.7	7.1	7.5	7.7	7.3
	COP	Btu/h/W	13.0	12.3	11.9	12.3	11.9
OutdoorMinimumCircuitAmpacity		A	16	23	30.5	34	36
Outdoor Max. Fuse		A	20	25	35	40	40
Outdoor Air Flow		CFM	1765.8	2130.7	2148.4	4502.8	4502.8
Outdoor Noise Level (Hi)		dB(A)	60	61	63	65	65
Outdoor Throttle Type			EXV+Capillary	EXV	EXV	EXV	EXV
OutdoorUnit (WxDxH)	Unit Dimension	inch	35.04 x 13.46 x 26.50	37.24 x 16.14 x 31.89	37.24 x 16.14 x 31.89	37.48 x 16.34 x 52.48	37.48 x 16.34 x 52.48
	PackageDimension	inch	40.55 x 17.24 x 29.53	42.91 x 19.68 x 34.84	42.91 x 19.68 x 34.84	43.11 x 19.49 x 58.27	43.11 x 19.49 x 58.27
	Net/Gross Weight	lb.	100.53/109.35	138.89/149.69	168.87/180.12	222.00/254.19	237.88/270.28
Refrigerant	Type/Charge	oz	R454B/61.73	R454B/84.66	R454B/120.63	R454B/148.15	R454B/151.68
	OutdoorAdditional Charge per ft	oz/ft	0.16	0.16	0.16	0.16	0.16
	N.A. Design Pressure	PSI	550 / 340	550 / 340	550 / 340	550 / 340	550 / 340
Refrigerant Piping	LiquidSide/GasSide	inch	1/4" / 3/8"	1/4" / (3/8"+1/2")	1/4" / (3/8"+1/2")	1/4" / (3/8"+1/2")	1/4" / (3/8"+1/2")
	Max.PipingLength	ft	98.4	114.8	114.8	114.8	114.8
	Max. Height Difference	ft	49.2	49.2	49.2	49.2	49.2
Connection Wiring			AWG 14-4	AWG 14-4	AWG 14-4	AWG 14-4	AWG 14-4
Operating Temp. Range	Cooling	°F	60-90	60-90	60-90	60-90	60-90
	Heating	°F	32-86	32-86	32-86	32-86	32-86

ALEGRIA PLATINUM SERIES

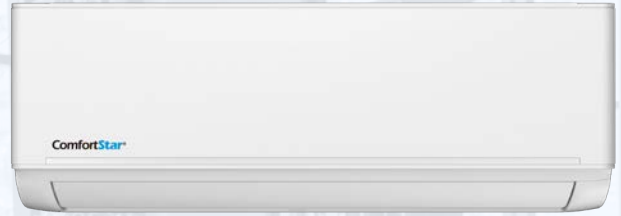
FLEX-MOUNT MULTI-ZONE



CMZ3 Series

Flex-Mount Ducted - Outdoor Model
Heat Pump 18,000-60,000 BTU/h

CAPACITY			18K	27K	36K	48K	60K
INDOOR UNIT TYPE (DUCTED)			Duct (6K*3)	Duct (6K*3+9K)	Duct (6K*3+9K*2)	Duct (9K*5)	Duc (9K*4+24K)
OUTDOOR UNIT			CMZ3-24-3Z	CMZ3-30-4Z	CMZ3-48-5Z	CMZ3-55-6Z	CMZ3-62-6Z
Power Supply	Volts; Hz; Phase		208/230V,60Hz,1Ph	208/230V,60Hz,1Ph	208/230V,60Hz,1Ph	208/230V,60Hz,1Ph	208/230V,60Hz,1Ph
	Voltage Range	V	187-253	187-253	187-253	187-253	187-253
Cooling	Capacity	Btu/h	18000	26600	35000	45000	60000
	Input	W	1500	2215	2990	3740	6000
	Current	A	8	11.5	13.5	16.8	27
	SEER2	Btu/h/W	20	21	20	20.4	18
	EER2	Btu/h/W	12	12	11.7	12	10
Heating	Heating Capacity	Btu/h	19000	26600	37000	47000	60000
	Heating Input	W	1465	2165	3389	3532	4753
	Heating Current	A	8	11	15.5	15.7	21.3
	HSPF2-4	Btu/h/W	10	9	9.2	10.6	9.2
	HSPF2-5	Btu/h/W	7.8	7	7	8.1	7.1
	COP	Btu/h/W	13.0	12.3	10.9	13.3	12.6
Outdoor Minimum Circuit Ampacity		A	16	23	30.5	34	36
Outdoor Max. Fuse		A	20	25	35	40	40
Outdoor Air Flow		CFM	1765.8	2130.7	2148.4	4502.8	4502.8
Outdoor Noise Level (Hi)		dB(A)	59	61	62.5	63	64
Outdoor Throttle Type			EXV+Capillary	EXV	EXV	EXV	EXV
Outdoor Unit (WxDxH)	Unit Dimension	inch	35.04 x 13.46 x 26.50	37.24 x 16.14 x 31.89	37.24 x 16.14 x 31.89	37.48 x 16.34 x 52.48	37.48 x 16.34 x 52.48
	Package Dimension	inch	40.55 x 17.24 x 29.53	42.91 x 19.68 x 34.84	42.91 x 19.68 x 34.84	43.11 x 19.49 x 58.27	43.11 x 19.49 x 58.27
	Net/Gross Weight	lb.	100.53/109.35	138.89/149.69	168.87/180.12	222.00/254.19	237.88/270.28
Refrigerant	Type/Charge	oz	R454B/61.73	R454B/84.66	R454B/120.63	R454B/148.15	R454B/151.68
	Outdoor Additional Charge per ft	oz/ft	0.16	0.16	0.16	0.16	0.16
	N.A. Design Pressure	PSI	550 / 340	550 / 340	550 / 340	550 / 340	550 / 340
Refrigerant Piping	Liquid Side/Gas Side	inch	1/4" / 3/8"	1/4" / (3/8"+1/2")	1/4" / (3/8"+1/2")	1/4" / (3/8"+1/2")	1/4" / (3/8"+1/2")
	Max. Piping Length	ft	98.4	114.8	114.8	114.8	114.8
	Max. Height Difference	ft	49.2	49.2	49.2	49.2	49.2
Connection Wiring			AWG 14-4	AWG 14-4	AWG 14-4	AWG 14-4	AWG 14-4
Operating Temp. Range	Cooling	°F	60-90	60-90	60-90	60-90	60-90
	Heating	°F	32-86	32-86	32-86	32-86	32-86



CPP3 (I) Indoor Series

Flex-Mount Indoor High Wall | Heat Pump 9,000-24,000 BTUH



INDOOR UNIT			CPP3-09CA (I)	CPP3-12CA (I)	CPP3-09CD (I)	CPP3-12CD (I)	CPP3-18CD (I)	CPP3-24CD (I)
Power Supply	Volts; Hz; Phase	V-Hz-Ph	115V,60Hz,1Ph	115V,60Hz,1Ph	208/230V,60Hz,1Ph	208/230V,60Hz,1Ph	208/230V,60Hz,1Ph	208/230V,60Hz,1Ph
	Voltage Range	V	103.5-126.5	103.5-126.5	187-253	187-253	187-253	187-253
Cooling	Capacity	Btu/h	9000	12000	9000	12000	18000	24000
Heating	Heating Capacity	Btu/h	10000	12000	10000	12000	18000	25000
Indoor Minimum Circuit Ampacity	A	A	3.0	3.0	3.0	3.0	3.0	3.0
Indoor Max. Fuse	A	A	15	15	15	15	15	15
Indoor Air Flow (Turbo/Hi/Mi/Lo/Si)	CFM	CFM	370.8 / 306.1 / 235.4 / 188.4 / 141.3	370.8 / 306.1 / 235.4 / 188.4 / 141.3	382.6 / 294.3 / 194.2 / 153.0 / N/A	382.6 / 294.3 / 194.2 / 153.0 / /	759.3 / 500.3 / 441.4 / 370.8 / /	759.3 / 588.6 / 459.1 / 382.6 / /
IndoorNoiseLevel(Turbo/Hi/Mi/Lo/Si)	dB(A)	dB(A)	44.0/40.5/35.0/26.5/17.5	44.0/40.5/35.0/26.5/17.5	45.5/42/36/21/19.5	46/43/37/20/19	54/45/40.0/26/20	54.0/48.5/43.5/27.5/20.5
Indoor Unit (WxDxH)	Unit Dimension	inch	31.57 x 7.87 x 11.61	31.57 x 7.87 x 11.61	31.57 x 7.87 x 11.61	31.57 x 7.87 x 11.61	42.60 x 9.21 x 13.27	42.60 x 9.21 x 13.27
	PackageDimension	inch	34.45 x 11.22 x 14.96	34.45 x 11.22 x 14.96	34.45 x 11.22 x 14.96	34.45 x 11.22 x 14.96	45.47 x 16.34 x 12.40	45.47 x 16.34 x 12.40
	Net/Gross Weight	lb.	19.84/26.01	19.84/26.01	18.96/24.25	18.96/24.25	30.42/39.68	30.86/40.56
RefrigerantPiping	LiquidSide/GasSide	inch	1/4" / 3/8"	1/4" / 3/8"	1/4" / 3/8"	1/4" / 3/8"	1/4" / 1/2"	3/8" / 5/8"
Connection Wiring			14#x4	14#x4	14#x4	14#x4	14#x4	14#x4
Thermostat Type			Remote Control	Remote Control	Remote Control	Remote Control	Remote Control	Remote Control
OperatingTemp. Range	Cooling	°F	60-90	60-90	60-90	60-90	60-90	60-90
	Heating	°F	32-86	32-86	32-86	32-86	32-86	32-86

TPA3 Series

Flex-Mount Indoor Cassette Type
Heat Pump 9,000-24,000 BTUH



INDOOR UNIT			TPA3-09CD (I)	TPA3-12CD (I)	TPA3-18CD (I)	TIP3-24CD (I)
Power Supply	Volts; Hz; Phase	V-Hz-Ph	208/230V,60Hz,1Ph	208/230V,60Hz,1Ph	208/230V,60Hz,1Ph	208/230V,60Hz,1Ph
	Voltage Range	V	187-253	187-253	187-253	187-253
Cooling	Capacity	Btu/h	9000	12000	16800	24000
Heating	Heating Capacity	Btu/h	10000	12000	18000	25000
Indoor Minimum Circuit Ampacity	A	A	3.00	3.00	3.00	3.00
Indoor Max. Fuse	A	A	15	15	15	15
Indoor Air Flow (Turbo/Hi/Mi/Lo/Si)	CFM	CFM	353.2/312.0/264.9/182.5/147.2	417.9/364.9/306.1/194.2/147.2	447.3/388.5/317.8/194.2/147.2	765.2/706.3/635.7/547.4/N/A
IndoorNoiseLevel(Turbo/Hi/Mi/Lo/Si)	dB(A)	dB(A)	42.5/40/37.0/26.0/24.0	46/42.0/38.5/26.5/24.0	48/44.0/41.0/28.5/24.5	N/A/45.5/43.0/33.5/30.5
Indoor Unit (WxDxH)	Unit Dimension	inch	22.44 x 22.44 x 9.65	22.44 x 22.44 x 9.65	22.44 x 22.44 x 9.65	32.68 x 32.68 x 8.07
	PackageDimension	inch	28.15 x 25.20 x 11.61	28.15 x 25.20 x 11.61	28.15 x 25.20 x 11.61	35.83 x 35.83 x 9.84
	Net/Gross Weight	lb	35.27/41.89	35.27/41.89	35.27/41.89	47.18/59.08
Panel (WxDxH)	Dimension	inch	25.47x25.47x1.97	25.47x25.47x1.97	25.47x25.47x1.97	37.40x37.40x2.17
	PackageDimension	inch	28.15x28.15x4.84	28.15x28.15x4.84	28.15x28.15x4.84	40.75x40.75x3.54
	Net/Gross Weight	lb	5.52/9.92	5.52/9.92	5.52/9.92	13.23/19.84
RefrigerantPiping	LiquidSide/GasSide	inch	1/4" / 3/8"	1/4" / 3/8"	1/4" / 1/2"	3/8" / 5/8"
Connection Wiring			14#x4	14#x4	14#x4	14#x4
OperatingTemp. Range	Cooling	°F	60-90	60-90	60-90	60-90
	Heating	°F	32-86	32-86	32-86	32-86

ALEGRIA PLATINUM SERIES

FLEX-MOUNT MULTI-ZONE



T1W3 Series

Flex-Mount Indoor Cassette Type | Heat Pump 9,000-18,000 BTUh



INDOOR UNIT			T1W3-09CD (I)	T1W3-12CD (I)	T1W3-18CD (I)
Power Supply	Volts; Hz; Phase	V-Hz-Ph	208/230V,60Hz,1Ph	208/230V,60Hz,1Ph	208/230V,60Hz,1Ph
	Voltage Range	V	187-253	187-253	187-253
Cooling	Capacity	Btu/h	9000	12000	18000
	Input	W	625	976	1440
Heating	Heating Capacity	Btu/h	11000	12000	18000
Indoor Minimum Circuit Ampacity		A	3.00	3.00	3.00
Indoor Max. Fuse		A	15	15	15
Indoor Air Flow (Turbo/Hi/Mi/Lo/Si)		CFM	341.4 / 294.3 / 259.0 / 235.4 / N\A	353.2 / 312.0 / 282.5 / 247.2 / 176.6	400.2 / 352.0 / 300.2 / 207.2 / N\A
Indoor Noise Level (Turbo/Hi/Mi/Lo/Si)		dB(A)	46.5/38.5/34.0/24.0/22.0	N\A/43.0/37.5/26.0/22.0	N\A/44.0/41.0/29.5/24.0
Indoor Unit (WxDxH)	Unit Dimension	inch	50.31 x 13.19 x 8.98	50.31 x 13.19 x 8.98	50.31 x 13.19 x 8.98
	Package Dimension	inch	57.60 x 22.48 x 22.64	57.60 x 22.48 x 22.64	57.60 x 22.48 x 22.64
	Net/Gross Weight	lb.	45.19/82.45	45.19/82.45	45.19/82.89
Design Pressure		PSI	550 / 340	550 / 340	550 / 340
Refrigerant Piping	Liquid Side/Gas Side	inch	1/4" / 3/8"	1/4" / 3/8"	1/4" / 1/2"
Thermostat Type			Remote Control	Remote Control	Remote Control
Operating Temp. Range	Cooling	°F	60-90	60-90	60-90
	Heating	°F	32-86	32-86	32-86
Connection Wiring			14#x4	14#x4	14#x4

FPA3 Series

Flex-Mount Indoor Floor/Ceiling Heat Pump 18,000-24,000 BTUh



INDOOR UNIT			FPA3-18CD(I)	FPA3-24CD(I)
Power Supply	Volts; Hz; Phase	V-Hz-Ph	208/230V,60Hz,1Ph	208/230V,60Hz,1Ph
	Voltage Range	V	187-253	187-253
Cooling	Capacity	Btu/h	18000	24000
Heating	Heating Capacity	Btu/h	18000	24500
Indoor Minimum Circuit Ampacity			1.90	2.50
Indoor Max. Fuse		A	15	15
Indoor Air Flow (Turbo/Hi/Mi/Lo/Si)		CFM	576.8 / 547.4 / 485.6 / 420.8 / N\A	735.8 / 706.3 / 606.3 / 453.2 / 376.7
Indoor Noise Level (Turbo/Hi/Mi/Lo/Si)		dB(A)	N\A/43.0/40.0/32.0/29.0	51.0/49.0/45.0/34.0/29.0
Indoor Unit	Unit Dimension (WxDxH)	inch	42.05 x 26.57 x 9.25	42.05 x 26.57 x 9.25
	Package Dimension (WxDxH)	inch	45.08 x 29.72 x 12.52	45.08 x 29.72 x 12.52
	Net/Gross Weight	lb.	58.42/70.55	61.29/73.19
Refrigerant Piping	Liquid Side/Gas Side	inch	1/4" / 1/2"	3/8" / 5/8"
Connection Wiring			14#x4	14#x4
Operating Temp. Range	Cooling	°F	60-90	60-90
	Heating	°F	32-86	32-86

CPA3 Series



Flex-Mount Indoor Fan Coil | Heat Pump 9,000-24,000 BTUh

INDOOR UNIT (LOW STATIC SLIM DUCT)			CPA3-09CD(I)	CPA3-12CD(I)	CPA3-18CD(I)
Power Supply	Volts; Hz; Phase	V-Hz-Ph	208/230V,60Hz,1Ph	208/230V,60Hz,1Ph	208/230V,60Hz,1Ph
	Voltage Range	V	187-253	187-253	187-253
Cooling	Capacity	Btu/h	9000	11500	17000
Heating	Heating Capacity	Btu/h	10000	12000	20000
Indoor Minimum Circuit Ampacity	A		3.00	3.00	3.00
Indoor Max. Fuse	A		15	15	15
Indoor Air Flow (Turbo/Hi/Mi/Lo/Si)	CFM		323.7 / 264.9 / 206.0 / 147.2 / 117.7	400.2 / 323.7 / 264.9 / 176.6 / 117.7	600.4 / 559.2 / 500.3 / 441.4 / N\A
Indoor Noise Level (Turbo/Hi/Mi/Lo/Si)	dB(A)		N\A/34/32.5/29/24	N\A/37/35/33.5/26	N\A/40.5/39/38/35
Indoor Unit	Unit Dimension (WxDxH)	inch	27.56 x 19.92 x 7.87	27.56 x 19.92 x 7.87	34.65 x 26.54 x 8.27
	Package Dimension (WxDxH)	inch	33.86 x 21.26 x 11.22	33.86 x 21.26 x 11.22	42.13 x 28.54 x 11.02
	Net/Gross Weight	lb.	39.46/46.74	39.46/46.74	54.45/66.14
Design Pressure	PSI		550 / 340	550 / 340	550 / 340
Refrigerant Piping	Liquid Side/Gas Side	inch	1/4" / 3/8"	1/4" / 3/8"	1/4" / 1/2"
Connection Wiring			14#x4	14#x4	14#x4
Operating Temp. Range	Cooling	°F	60-90	60-90	60-90
	Heating	°F	32-86	32-86	32-86

HIGH STATIC SLIM DUCT			CPA3H-09CD(I)	CPA3H-12CD(I)	CPA3H-18CD(I)	CPA3H-24CD(I)
Power Supply	Volts; Hz; Phase	V-Hz-Ph	208/230V,60Hz,1Ph	208/230V,60Hz,1Ph	208/230V,60Hz,1Ph	208/230V,60Hz,1Ph
	Voltage Range	V	187-253	187-253	187-253	187-253
Cooling	Capacity	Btu/h	9000	12000	17500	24000
Heating	Heating Capacity	Btu/h	10000	12000	20000	25000
Indoor Minimum Circuit Ampacity	A		3.00	3.00	3.00	3.00
Indoor Max. Fuse	A		15	15	15	15
Indoor Air Flow (Turbo/Hi/Mi/Lo/Si)	CFM		344.3/288.4/230.7/200.7/121.8	419.1/350.2/256.0/216.0/135.4	706.3/618.0/529.7/441.4/N\A	853.5/706.3/618.0/500.3/N\A
Indoor Noise Level (Turbo/Hi/Mi/Lo/Si)	dB(A)		N\A/30.5/29.5/28.5/28.0	N\A/33.5/32.5/31/29	40/37/35/33/29.0	43/40.0/38/35.5/29.5
Indoor Unit (WxDxH)	Unit Dimension	inch	27.56 x 29.53 x 9.65	27.56 x 29.53 x 9.65	39.37 x 29.53 x 9.65	39.37 x 29.53 x 9.65
	Package Dimension	inch	36.42 x 33.46 x 11.73	36.42 x 33.46 x 11.73	48.23 x 33.86 x 11.97	48.23 x 33.86 x 11.97
	Net/Gross Weight	lb.	64.15/73.85	64.15/73.85	79.81/91.27	80.47/91.93
Design Pressure	PSI		550 / 340	550 / 340	550 / 340	550 / 340
Refrigerant Piping	Liquid Side/Gas Side	inch	1/4" / 3/8"	1/4" / 3/8"	1/4" / 1/2"	3/8" / 5/8"
Connection Wiring			14#x4	14#x4	14#x4	14#x4
Operating Temp. Range	Cooling	°F	60-90	60-90	60-90	60-90
	Heating	°F	32-86	32-86	32-86	32-86

AHU3 Series

Flex-Mount Indoor Air Handler | Heat Pump 18,000-36,000 BTUh

INDOOR UNIT			AHU3-18M	AHU3-24M	AHU3-30M	AHU3-36M
Power Supply	Volts; Hz; Phase		208/230V,60Hz,1Ph	208/230V,60Hz,1Ph	208/230V,60Hz,1Ph	208/230V,60Hz,1Ph
	Voltage Range	V	187-253	187-253	187-253	187-253
Cooling	Capacity	Btu/h	18000	24000	30000	36000
Heating	Heating Capacity	Btu/h	18000	25000	30000	37000
Indoor MIN. CIRCUIT AMPACITY	A		3.5	4.0	6.0	6.0
Indoor MAX.FUSE	A		15	15	15	15
Ind. air flow (Turbo/Hi/Mi/Lo/Si)	CFM		618.0/576.8/529.7/488.5/N\A	824.0/759.3/694.5/629.8/N\A	988.8/894.7/806.4/712.2/N\A	1189.0/1083.0/971.2/865.2/N\A
Ind.noiselevel(Turbo/Hi/Mi/Lo/Si)	dB(A)		N\A/42/39.5/33/N\A	N\A/43.5/41.5/28.5/N\A	N\A/44/41/26/N\A	N\A/48/45/31/N\A
Design pressure	PSI		550 / 340	550 / 340	550 / 340	550 / 340
Refrig. Piping	Liquid/Gas side	inch	1/4" / 1/2"	3/8" / 5/8"	3/8" / 5/8"	3/8" / 5/8"
Connection wiring			AWG 14-4	AWG 14-4	AWG 14-4	AWG 14-4
Indoor unit (WxDxH)	Unit Dimen.	inch	104.72/125.66	104.28/125.88	127.43/151.68	127.87/154.10
	Package Dimen.	inch	21.02 x 17.52 x 45.00	21.02 x 17.52 x 45.00	21.02 x 21.02 x 49.02	21.02 x 21.02 x 49.02
	Net/Gross W	lb	26.57 x 20.87 x 48.62	26.57 x 20.87 x 48.62	26.57 x 24.41 x 52.56	26.57 x 24.41 x 52.56



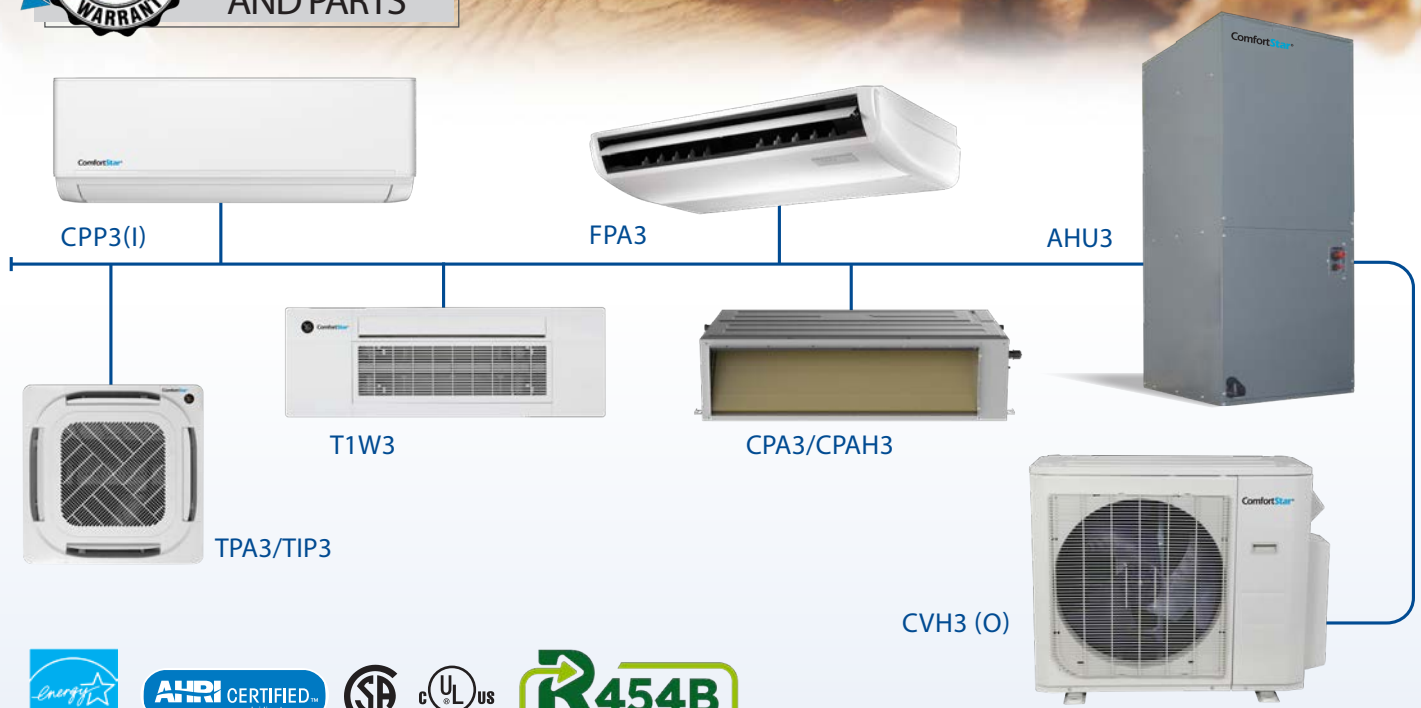
ALEGRIA HI-HEAT SERIES

FLEX MOUNT | MULTI-ZONE

UP TO
21.5 SEER2
HIGH EFFICIENCY
Low Ambient
-22°F

-22°F Low Outdoor Ambient Operating Temperature for Heating and Cooling.
All In-Door units are Wi-Fi Compatible.

A single outdoor condensing unit can power up to 6 different indoor evaporators. There are more than 249 possible combinations ranging from 9,000 BTUH to 36,000 BTUH in High-Wall Mounts and Multi-Position Air Handler Units offering contractors flexibility in system designing.



Warranty Registration required except in California and Quebec, Canada.

ALEGRIA HI-HEAT SERIES

UP TO
21.5 SEER2
HIGH EFFICIENCY
Low Ambient
-22°F

FLEX MOUNT | MULTI-ZONE

HI-HEAT FLEX MOUNT MULTI-ZONE SELECTION CHART

OUTDOOR UNIT	CPP3	Cassette	1 Way Cassette	Floor Ceiling	Ducted	AHU
CVH3-18-3SH	CPP3-06CD(I) CPP3-09CD(I) CPP3-12CD(I)	TPA3-09CD(I) TPA3-12CD(I)	TIW3-06CD(I) TIW3-09CD(I) TIW3-12CD(I)	-	CPA3-09CD(I) CPA3-12CD(I) CPA3H-09CD(I) CPA3H-12CD(I)	-
CVH3-27-4SH	CPP3-06CD(I) CPP3-12CD(I) CPP3-09CD(I) CPP3-18CD(I) CPP3-24CD(I)	TPA3-09CD(I) TPA3-12CD(I) TPA3-18CD(I)	TIW3-06CD(I) TIW3-09CD(I) TIW3-12CD(I) TIW3-18CD(I)	FPA3-18CD(I)	CPA3-09CD(I) CPA3H-12CD(I) CPA3H-09CD(I) CPA3-18CD(I) CPA3-12CD(I) CPA3H-18CD(I)	AHU3-18M
CVH3-36-5SH	CPP3-06CD(I) CPP3-12CD(I) CPP3-09CD(I) CPP3-18CD(I) CPP3-24CD(I)	TPA3-09CD(I) TPA3-12CD(I) TPA3-18CD(I) TIP3-24CD(I)	TIW3-06CD(I) TIW3-09CD(I) TIW3-12CD(I) TIW3-18CD(I)	FPA3-18CD(I) FPA3-24CD(I)	CPA3-09CD(I) CPA3H-12CD(I) CPA3H-09CD(I) CPA3-18CD(I) CPA3-12CD(I) CPA3H-18CD(I) CPA3H-24CD(I)	AHU3-18M AHU3-24M
CVH3-48-6SH	CPP3-06CD(I) CPP3-18CD(I) CPP3-09CD(I) CPP3-24CD(I) CPP3-12CD(I) CPP3-30CD(I) CPP3-36CD(I)	TPA3-09CD(I) TPA3-12CD(I) TPA3-18CD(I) TIP3-24CD(I)	TIW3-06CD(I) TIW3-09CD(I) TIW3-12CD(I) TIW3-18CD(I)	FPA3-18CD(I) FPA3-24CD(I)	CPA3-09CD(I) CPA3H-12CD(I) CPA3H-09CD(I) CPA3-18CD(I) CPA3-12CD(I) CPA3H-18CD(I) CPA3H-24CD(I)	AHU3-18M AHU3-24M AHU3-30M AHU3-36M
CVH3-60-6SH	CPP3-06CD(I) CPP3-18CD(I) CPP3-09CD(I) CPP3-24CD(I) CPP3-12CD(I) CPP3-30CD(I) CPP3-36CD(I)	TPA3-09CD(I) TPA3-12CD(I) TPA3-18CD(I) TIP3-24CD(I)	TIW3-06CD(I) TIW3-09CD(I) TIW3-12CD(I) TIW3-18CD(I)	FPA3-18CD(I) FPA3-24CD(I)	CPA3-09CD(I) CPA3H-12CD(I) CPA3H-09CD(I) CPA3-18CD(I) CPA3-12CD(I) CPA3H-18CD(I) CPA3H-24CD(I)	AHU3-18M AHU3-24M AHU3-30M AHU3-36M

TRI-ZONE CVH3-18-3SH

Mix & Match
6,000-24,000 BTUh



QUAD-ZONE CVH3-27-4SH

Mix & Match
6,000-30,000 BTUh



FIVE-ZONE CVH3-36-5SH

Mix & Match
6,000-36,000 BTUh



SIX-ZONE CVH3-48-6H

Mix & Match
6,000-24,000 BTUh



SIX-ZONE CVH3-60-6H

Mix & Match
6,000-36,000 BTUh



COMBINATION TABLE

TRI-ZONE CONDENSER CVH3-18-3SH

Three Units		
6+6+6	6+9+9	9+9+9
6+6+9	6+9+12	9+9+12
6+6+12	6+9+18	9+9+18
6+6+18	6+12+12	9+12+12
6+6+24	6+12+18	12+12+12

QUAD-ZONE CONDENSER | CVH3-27-4SH

Three Units					Four Units				
6+6+6	6+9+9	6+12+18	9+9+12	9+12+24	6+6+6+6	6+6+9+12	6+6+18+18	6+9+12+18	9+9+12+12
6+6+9	6+9+12	6+12+24	9+9+18	9+18+18	6+6+6+9	6+6+9+18	6+9+9+9	6+12+12+12	9+9+12+18
6+6+12	6+9+18	6+18+18	9+9+24	12+12+12	6+6+6+12	6+6+9+24	6+9+9+12	6+12+12+18	9+12+12+12
6+6+18	6+9+24	6+18+24	9+12+12	12+12+18	6+6+6+18	6+6+12+12	6+9+9+18	9+9+9+9	12+12+12+12
6+6+24	6+12+12	9+9+9	9+12+18	12+12+24	6+6+6+24	6+6+12+18	6+9+9+24	9+9+9+12	
				12+18+18		6+6+9+9	6+6+12+24	6+9+12+12	9+9+9+18

FIVE ZONE CONDENSER | CVH3-36-5SH (Must always have installed a minimum of 2 Indoor Units)

Three Units				Four Units					Five Units		
6+6+12	6+9+24	9+9+9	9+18+18	6+6+6+6	6+6+9+24	6+9+9+18	6+12+12+18	9+9+9+24	9+12+12+24	6+6+6+6+6	6+6+9+9+9
6+6+18	6+9+30	9+9+12	9+18+24	6+6+6+9	6+6+12+12	6+9+9+24	6+12+12+24	9+9+12+12	9+12+18+18	6+6+6+6+9	6+6+9+9+12
6+6+24	6+12+12	9+9+18	12+12+12	6+6+6+12	6+6+12+18	6+9+12+12	6+12+18+18	9+9+12+18	9+18+18+18	6+6+6+6+12	6+6+9+9+18
6+6+30	6+12+18	9+9+24	12+12+18	6+6+6+18	6+6+12+24	6+9+12+18	6+12+18+24	9+9+12+24	12+12+12+12	6+6+6+6+18	6+6+9+12+12
6+6+36	6+12+24	9+9+30	12+12+24	6+6+6+24	6+6+18+18	6+9+12+24	6+18+18+18	9+9+18+18	12+12+12+18	6+6+6+9+9	6+6+12+12+12
6+9+9	6+12+30	9+12+12	12+18+18	6+6+9+9	6+6+18+24	6+9+18+18	9+9+9+9	9+9+18+24	12+12+12+24	6+6+6+9+12	6+9+9+9+9
6+9+12	6+18+18	9+12+18	12+18+24	6+6+9+12	6+9+9+24	6+9+18+24	9+9+9+12	9+12+12+12	12+12+18+18	6+6+6+9+18	6+9+9+9+12
6+9+18	6+18+24	9+12+24	18+18+18	6+6+9+18	6+9+9+12	6+12+12+12	9+9+9+18	9+12+12+18		6+6+6+12+12	6+9+9+12+12
										6+6+6+12+18	9+9+9+9+9
											9+9+9+9+12

SIX ZONE CONDENSER | CVH3-48-6SH & CVH3-60-6SH (Must always have installed a minimum of 2 Indoor Units)

Three Units			Four Units			Five Units			Six Units			
6+6+18	6+18+18	9+18+18	6+6+6+6	6+9+9+24	9+9+12+12	6+6+6+6+6	6+6+9+12+12	6+9+9+12+24	9+9+9+12+12	6+6+6+6+6+12	6+6+9+9+9+12	6+9+9+12+12+24
6+6+24	6+18+24	9+18+24	6+6+6+9	6+9+12+12	9+9+12+18	6+6+6+6+9	6+6+9+12+18	6+9+9+18+18	9+9+9+12+18	6+6+6+6+6+18	6+6+9+9+9+18	6+9+12+12+12+12
6+6+30	6+18+30	9+18+30	6+6+6+12	6+9+12+18	9+9+12+24	6+6+6+6+12	6+6+9+12+24	6+9+9+18+24	9+9+9+12+24	6+6+6+6+6+24	6+6+9+9+9+24	6+9+12+12+12+18
6+6+36	6+18+36	9+18+36	6+6+6+18	6+9+12+24	9+9+18+18	6+6+6+6+18	6+6+9+18+18	6+9+12+12+12	9+9+9+18+18	6+6+6+6+9+9	6+6+9+9+12+12	6+12+12+12+12+12
6+9+9	9+9+9	12+12+12	6+6+6+24	6+9+18+18	9+9+18+24	6+6+6+6+24	6+6+9+18+24	6+9+12+12+18	9+9+9+18+24	6+6+6+6+9+12	6+6+9+9+12+18	6+12+12+12+12+18
6+9+12	9+9+12	12+12+18	6+6+9+9	6+9+18+24	9+12+12+12	6+6+6+9+9	6+6+12+12+12	6+9+12+12+24	9+9+12+12+12	6+6+6+6+9+18	6+6+9+9+12+24	9+9+9+9+9+9
6+9+18	9+9+18	12+12+24	6+6+9+12	6+12+12+12	9+12+12+18	6+6+6+9+12	6+6+12+12+18	6+9+12+18+18	9+9+12+12+18	6+6+6+6+9+24	6+6+9+12+12+12	9+9+9+9+9+12
6+9+24	9+9+24	12+12+30	6+6+9+18	6+12+12+18	9+12+12+24	6+6+6+9+18	6+6+12+12+24	6+9+12+18+24	9+9+12+12+24	6+6+6+6+12+12	6+6+9+12+12+18	9+9+9+9+9+18
6+9+30	9+9+30	12+12+36	6+6+9+24	6+12+12+24	9+12+18+18	6+6+6+9+24	6+6+12+18+18	6+9+18+18+18	9+9+12+18+18	6+6+6+6+12+18	6+6+9+12+12+24	9+9+9+9+9+24
6+9+36	9+9+36	12+18+18	6+6+12+12	6+12+18+18	9+12+18+24	6+6+6+12+12	6+6+12+18+24	6+12+12+12+12	9+9+12+18+24	6+6+6+6+12+24	6+6+12+12+12+12	9+9+9+9+12+12
6+12+12	9+12+12	12+18+24	6+6+12+18	6+12+18+24	9+18+18+18	6+6+6+12+18	6+6+18+18+18	6+12+12+12+18	9+9+18+18+18	6+6+6+9+9+9	6+6+12+12+12+18	9+9+9+9+12+18
6+12+18	9+12+18	12+18+30	6+6+12+24	6+18+18+18	12+12+12+12	6+6+6+12+24	6+6+18+18+24	6+12+12+12+24	9+12+12+12+12	6+6+6+9+9+12	6+6+12+12+12+24	9+9+9+9+12+24
6+12+24	9+12+24	12+18+36	6+6+18+18	6+18+18+24	12+12+12+18	6+6+6+18+18	6+9+9+9+9	6+12+12+18+18	9+12+12+12+18	6+6+6+9+9+18	6+9+9+9+9+9	9+9+9+12+12+12
6+12+30	9+12+30	18+18+18	6+6+18+24	9+9+9+9	12+12+12+24	6+6+6+18+24	6+9+9+9+12	6+12+18+18+18	9+12+12+12+24	6+6+6+9+9+24	6+9+9+9+9+12	9+9+9+12+12+18
6+12+36	9+12+36		6+9+9+9	9+9+9+12	12+12+18+18	6+6+9+9+9	6+9+9+9+18	9+9+9+9+9	9+12+12+18+18	6+6+6+9+12+12	6+9+9+9+9+18	9+9+12+12+12+12
			6+9+9+12	9+9+9+18	12+12+18+24	6+6+9+9+12	6+9+9+9+24	9+9+9+9+12	12+12+12+12+12	6+6+6+9+12+18	6+9+9+9+9+24	9+9+12+12+12+18
			6+9+9+18	9+9+9+24	12+18+18+18	6+6+9+9+18	6+9+9+12+12	9+9+9+9+18	12+12+12+12+18	6+6+6+9+12+24	6+9+9+9+12+12	9+12+12+12+12+12
						6+6+9+9+24	6+9+9+12+18	9+9+9+9+24	12+12+12+12+24	6+6+6+12+12+12	6+9+9+9+12+18	12+12+12+12+12+12
									12+12+12+18+18	6+6+6+12+12+18	6+9+9+9+12+24	
									6+6+6+12+12+12	6+6+6+12+12+24	6+9+9+12+12+12	
									6+6+6+12+12+18	6+6+9+9+9+9	6+9+9+12+12+18	

HI-HEAT FLEX-MOUNT MULTI-ZONE TABLE OF EFFICIENCY · REGULAR MODELS

Outdoor unit Model #	Non Ducted/Ducted	SEER2	EER2	HSPF2-4	HSPF2-5
CVH3-18-3SH	Non Ducted	21.0	13.0	10.0	7.5
	Ducted	20.0	13.0	10.0	8.0
	Mix	20.5	13.0	10.0	7.8
CVH3-27-4SH	Non Ducted	21.0	12.0	10.0	8.1
	Ducted	19.0	12.0	9.5	7.7
	Mix	20.0	12.0	9.8	7.9
CVH3-36-5SH	Non Ducted	21.5	12.2	11.3	9.2
	Ducted	19.4	12.0	10.4	8.8
	Mix	20.5	12.1	10.9	9.0
CVH3-48-6SH	Non Ducted	21.2	12.0	10.2	8.4
	Ducted	20.4	11.7	11.0	9.0
	Mix	20.8	11.9	10.6	8.7
CVH3-60-6SH	Non Ducted	21.4	12.0	10.6	8.5
	Ducted	20.0	11.7	10.7	8.8
	Mix	20.7	11.9	10.7	8.7

ALEGRIA HI-HEAT SERIES

FLEX-MOUNT MULTI-ZONE

CVH3 Series

Flex-Mount Non-Ducted - Outdoor Model
Heat Pump 18,000-60,000 BTUH



CAPACITY			18K	27K	36K	48K	60K
INDOORUNITTYPE(NON-DUCTED)			CPP3 (6K*3)	CPP3 (6K*3+9K)	CPP3 (6K*3+9K*2)	CPP3 (9K*5)	CPP3 (6K*3+9K+24K)
OUTDOOR UNIT			CVH3-18-3SH	CVH3-27-4SH	CVH3-36-5SH	CVH3-48-6SH	CVH3-60-6SH
Power Supply	Volts; Hz; Phase		208/230V,60Hz,1Ph	208/230V,60Hz,1Ph	208/230V,60Hz,1Ph	208/230V,60Hz,1Ph	208/230V,60Hz,1Ph
	Voltage Range	V	187-253	187-253	187-253	187-253	187-253
Cooling	Capacity	Btu/h	19000	27000	36000	45000	51000
	Input	W	1460	2250	2950	3750	4250
	Current	A	6.5	10	13.2	16.8	18.7
	SEER2	Btu/h/W	21	21	21.5	21.2	21.4
	EER2	Btu/h/W	13	12	12.2	12	12
Heating	Heating Capacity	Btu/h	20000	27000	36000	49000	55000
	Heating Input	W	1503	2198	2705	3989	4741
	Heating Current	A	6.8	10	12.4	18	21.2
	HSPF2-4	Btu/h/W	10	10	11.3	10.2	10.6
	HSPF2-5	Btu/h/W	7.5	8.1	9.2	8.4	8.5
COP	Btu/h/W	13.3	12.3	13.3	12.3	11.6	
OutdoorMinimumCircuitAmpacity		A	17.5	30	37	37	39.5
Outdoor Max. Fuse		A	20	35	40	40	40
Outdoor Air Flow		CFM	2130.7	2148.4	3037.2	4502.8	4502.8
Outdoor Noise Level (Hi)		dB(A)	62	61	65	65	65
Outdoor Throttle Type			EXV+Capillary	EXV	EXV	EXV	EXV
Outdoor Unit (WxDxH)	Unit Dimension	inch	37.24 x 16.14 x 31.89	37.24 x 16.14 x 31.89	38.58 x 16.34 x 38.39	37.48 x 16.34 x 52.48	37.48 x 16.34 x 52.48
	PackageDimension	inch	42.91 x 19.68 x 34.84	42.91 x 19.68 x 34.84	45.08 x 19.68 x 42.52	43.11 x 19.49 x 58.27	43.11 x 19.49 x 58.27
	Net/Gross Weight	lb.	137.35/148.15	168.43/179.67	211.86/244.71	246.47/276.68	246.47/276.68
Refrigerant	Type/Charge	oz	R454B/78.31	R454B/120.63	R454B/134.04	R454B/151.68	R454B/151.68
	OutdoorAdditional Charge per ft	oz/ft	0.16	0.16	0.16	0.16	0.16
	N.A. Design Pressure	PSI	550 / 340	550 / 340	550 / 340	550 / 340	550 / 340
Refrigerant Piping	LiquidSide/GasSide	inch	1/4" / 3/8"	1/4" / (3/8"+1/2")	1/4" / (3/8"+1/2")	1/4" / (3/8"+1/2")	1/4" / (3/8"+1/2")
	Max.PipingLength	ft	98.4	114.8	114.8	114.8	114.8
	Max. Height Difference	ft	49.2	49.2	49.2	49.2	49.2
Connection Wiring			AWG 14-4	AWG 14-4	AWG 14-4	AWG 14-4	AWG 14-4
Operating Temp. Range	Cooling	°F	60-90	60-90	60-90	60-90	60-90
	Heating	°F	32-86	32-86	32-86	32-86	32-86

ALEGRIA HI-HEAT SERIES

FLEX-MOUNT MULTI-ZONE



CVH3 Series

Flex-Mount Non-Ducted - Outdoor Model
Heat Pump 18,000-60,000 BTU/h

CAPACITY			18K	27K	36K	48K	60K
INDOOR UNIT TYPE (DUCTED)			Duct (6K*3)	Duct (6K*3+9K)	Duct (6K*3+9K*2)	Duct (9K*4+12K)	Duct (6K*2+9K*2+24K)
OUTDOOR UNIT			CVH3-18-3SH	CVH3-27-4SH	CVH3-36-5SH	CVH3-48-6SH	CVH3-60-6SH
Power Supply	Volts; Hz; Phase		208/230V,60Hz,1Ph	208/230V,60Hz,1Ph	208/230V,60Hz,1Ph	208/230V,60Hz,1Ph	208/230V,60Hz,1Ph
	Voltage Range	V	187-253	187-253	187-253	187-253	187-253
Cooling	Capacity	Btu/h	19000	28000	36000	47000	53000
	Input	W	1460	2333	3000	4020	4530
	Current	A	7.5	10.5	17.4	17.9	21
	SEER2	Btu/h/W	20	19	19.4	20.4	20
	EER2	Btu/h/W	13	12	12	11.7	11.7
	Heating Capacity	Btu/h	20000	28000	36000	48000	55000
Heating	Heating Input	W	1465	2279	2776	4000	4356
	Heating Current	A	7.5	10	16.1	17.5	19.5
	HSPF2-4	Btu/h/W	10	9.5	10.4	11	10.7
	HSPF2-5	Btu/h/W	8	7.7	8.8	9	8.8
	COP	Btu/h/W	13.6	12.3	13.0	12.0	12.6
	Outdoor Min. Circuit Ampacity	A	17.5	30	37	37	39.5
Outdoor Max. Fuse	A	20	35	40	40	40	
Outdoor Air Flow	CFM	2130.7	2148.4	3037.2	4502.8	4502.8	
Outdoor Noise Level (Hi)	dB(A)	61.5	61	65	65	65	
Outdoor Throttle Type		EXV+Capillary	EXV	EXV	EXV	EXV	
Outdoor Unit (WxDxH)	Unit Dimension	inch	37.24 x 16.14 x 31.89	37.24 x 16.14 x 31.89	38.58 x 16.34 x 38.39	37.48 x 16.34 x 52.48	37.48 x 16.34 x 52.48
	Package Dimension	inch	42.91 x 19.68 x 34.84	42.91 x 19.68 x 34.84	45.08 x 19.68 x 42.52	43.11 x 19.49 x 58.27	43.11 x 19.49 x 58.27
	Net/Gross Weight	lb.	137.35/148.15	168.43/179.67	211.86/244.71	246.47/276.68	246.47/276.68
Refrigerant	Type/Charge	oz	R454B/78.31	R454B/120.63	R454B/134.04	R454B/151.68	R454B/151.68
	Outdoor Additional Charge per ft	oz/ft	0.16	0.16	0.16	0.16	0.16
	N.A. Design Pressure	PSI	550 / 340	550 / 340	550 / 340	550 / 340	550 / 340
Refrigerant Piping	Liquid/Gas Side	inch	1/4" / 3/8"	1/4" / (3/8"+1/2")	1/4" / (3/8"+1/2")	1/4" / (3/8"+1/2")	1/4" / (3/8"+1/2")
	Max. Piping Length	ft	98.4	114.8	114.8	114.8	114.8
	Max. Height Difference	ft	49.2	49.2	49.2	49.2	49.2
Connection Wiring			14#x4	14#x4	14#x4	14#x4	14#x4
Operating Temp. Range	Cooling	°F	60-90	60-90	60-90	60-90	60-90
	Heating	°F	32-86	32-86	32-86	32-86	32-86



CPP3 (I) Indoor Series

Flex-Mount Indoor High Wall | Heat Pump 6,000-36,000 BTU/h

INDOOR UNIT			CPP3-06CD(I)	CPP3-09CD(I)	CPP3-12CD(I)	CPP3-18CD(I)	CPP3-24CD(I)	CPP3-36CD(I)
Power Supply	Volts; Hz; Phase	V-Hz-Ph	208/230V,60Hz,1Ph	208/230V,60Hz,1Ph	208/230V,60Hz,1Ph	208/230V,60Hz,1Ph	208/230V,60Hz,1Ph	208/230V,60Hz,1Ph
	Voltage Range	V	187-253	187-253	187-253	187-253	187-253	187-253
Cooling	Capacity	Btu/h	6000	9000	12000	18000	23000	33000
Heating	Heating Capacity	Btu/h	7000	12000	12000	18000	26000	36000
Indoor Minimum Circuit Ampacity		A	3.0	3.0	3.0	3.0	3.0	3.0
Indoor Max. Fuse		A	15	15	15	15	15	15
Indoor Air Flow (Turbo/Hi/Mi/Lo/Si)		CFM	294.3 / 235.4 / 176.6 / 141.3 / N/A	382.6 / 294.3 / 194.2 / 153.0 / N/A	382.6 / 294.3 / 194.2 / 153.0 /	759.3 / 500.3 / 441.4 / 370.8 /	759.3 / 588.6 / 459.1 / 382.6 /	829.9 / 676.9 / 529.7 / 447.3 /
Indoor Noise Level (Turbo/Hi/Mi/Lo/Si)		dB(A)	42.0/37.0/32.0/24.0/20.0	N/A/39.5/33/24/20.5	N/A/42/35.5/22.5/20	54.5/45.0/40.0/24.5/20.0	54.5/49.5/43.5/34.5/20.5	56.0/52.5/46.5/29.5/23.0
Indoor Unit (WxDxH)	Unit Dimension	inch	28.70 x 7.87 x 11.50	31.57 x 7.87 x 11.61	31.57 x 7.87 x 11.61	42.60 x 9.21 x 13.27	42.60 x 9.21 x 13.27	49.57 x 11.14 x 14.25
	Package Dimension	inch	31.10 x 10.63 x 14.76	34.45 x 11.22 x 14.96	34.45 x 11.22 x 14.96	45.47 x 16.34 x 12.40	45.47 x 16.34 x 12.40	52.76 x 17.72 x 15.16
	Net/Gross Weight	lb.	17.64/23.15	18.96/24.25	18.96/24.25	30.42/39.68	30.86/40.56	43.21/57.32
Refrigerant Piping	Liquid Side/Gas Side	inch	550 / 340	550 / 340	550 / 340	550 / 340	550 / 340	550 / 340
Connection Wiring			1/4" / 3/8"	1/4" / 3/8"	1/4" / 3/8"	1/4" / 1/2"	3/8" / 5/8"	3/8" / 3/4"
Thermostat Type			14#x4	14#x4	14#x4	14#x4	14#x4	14#x4
Operating Temp. Range	Cooling	°F	Remote Control	Remote Control	Remote Control	Remote Control	Remote Control	Remote Control
	Heating	°F	60-90	60-90	60-90	60-90	60-90	60-90

TPA3 Series

Flex-Mount Indoor Cassette Type
Heat Pump 9,000-24,000 BTU/h



INDOOR UNIT			TPA3-09CD(I)	TPA3-12CD(I)	TPA3-18CD(I)	TIP3-24CD(I)
Power Supply	Volts; Hz; Phase	V-Hz-Ph	208/230V,60Hz,1Ph	208/230V,60Hz,1Ph	208/230V,60Hz,1Ph	208/230V,60Hz,1Ph
	Voltage Range	V	187-253	187-253	187-253	187-253
Cooling	Capacity	Btu/h	9000	12000	16000	23500
Heating	Heating Capacity	Btu/h	10000	12000	19000	25000
Indoor Minimum Circuit Ampacity		A	3.00	3.00	3.00	3.00
Indoor Max. Fuse		A	15	15	15	15
Indoor Air Flow (Turbo/Hi/Mi/Lo/Si)		CFM	353.2/312.0/264.9/182.5/147.2	417.9/364.9/306.1/194.2/147.2	447.3/388.5/317.8/194.2/147.2	765.2/706.3/635.7/547.4/N/A
Indoor Noise Level (Turbo/Hi/Mi/Lo/Si)		dB(A)	42.5/40.0/37.5/26.0/24.0	46/43.5/40.5/27.5/26.00	48/44.5/41.0/27.5/23.5	48.5/45.0/42.5/33.5/N/A
Indoor Unit (WxDxH)	Unit Dimension	inch	22.44 x 22.44 x 9.65	22.44 x 22.44 x 9.65	22.44 x 22.44 x 9.65	32.68 x 32.68 x 8.07
	Package Dimension	inch	28.15 x 25.20 x 11.61	28.15 x 25.20 x 11.61	28.15 x 25.20 x 11.61	35.83 x 35.83 x 9.84
	Net/Gross Weight	lb	35.27/41.89	35.27/41.89	35.27/41.89	47.18/59.08
Panel (WxDxH)	Dimension	inch	25.47x25.47x1.97	25.47x25.47x1.97	25.47x25.47x1.97	37.40x37.40x2.17
	Package Dimension	inch	28.15x28.15x4.84	28.15x28.15x4.84	28.15x28.15x4.84	40.75x40.75x3.54
	Net/Gross Weight	lb	5.52/9.92	5.52/9.92	5.52/9.92	13.23/19.84
Refrigerant Piping	Liquid Side/Gas Side	inch	1/4" / 3/8"	1/4" / 3/8"	1/4" / 1/2"	3/8" / 5/8"
Connection Wiring			14#x4	14#x4	14#x4	14#x4
Operating Temp. Range	Cooling	°F	60-90	60-90	60-90	60-90
	Heating	°F	32-86	32-86	32-86	32-86



T1W3 Series

Flex-Mount Indoor Cassette Type | Heat Pump 6,000-18,000 BTU/h



INDOOR UNIT			T1W3-06CD(I)	T1W3-09CD(I)	T1W3-12CD(I)	T1W3-18CD(I)
Power Supply	Volts; Hz; Phase	V-Hz-Ph	208/230V,60Hz,1Ph	208/230V,60Hz,1Ph	208/230V,60Hz,1Ph	208/230V,60Hz,1Ph
	Voltage Range	V	187-253	187-253	187-253	187-253
Cooling	Capacity	Btu/h	6500	9000	12000	16700
	Input	W	427	610	923	1337
Heating	Heating Capacity	Btu/h	7400	10900	12500	20000
Indoor Minimum Circuit Ampacity		A	3.00	3.00	3.00	3.00
Indoor Max. Fuse		A	15	15	15	15
Indoor Air Flow (Turbo/Hi/Mi/Lo/Si)		CFM	341.4/294.3/259.0/235.4/N\A	341.4/294.3/259.0/235.4/N\A	353.2/312.0/282.5/247.2/176.6	400.2/352.0/300.2/207.2/N\A
Indoor Noise Level (Turbo/Hi/Mi/Lo/Si)		dB(A)	46.5/37.5/35.5/26/23.5	N\A/38/36/33/24	N\A/41/37/33/24	N\A/44/41.5/31/26
Indoor Unit (WxDxH)	Unit Dimension	inch	50.31 x 13.19 x 8.98	50.31 x 13.19 x 8.98	50.31 x 13.19 x 8.98	50.31 x 13.19 x 8.98
	Package Dimension	inch	57.60 x 22.48 x 22.64	57.60 x 22.48 x 22.64	57.60 x 22.48 x 22.64	57.60 x 22.48 x 22.64
	Net/Gross Weight	lb.	45.19/82.45	45.19/82.45	45.19/82.45	45.19/82.89
Design Pressure		PSI	550 / 340	550 / 340	550 / 340	550 / 340
Refrigerant Piping	Liquid/Gas Side	inch	1/4" / 3/8"	1/4" / 3/8"	1/4" / 3/8"	1/4" / 1/2"
Thermostat Type			Remote Control	Remote Control	Remote Control	Remote Control
Operating Temp. Range	Cooling	°F	60-90	60-90	60-90	60-90
	Heating	°F	32-86	32-86	32-86	32-86
Connection Wiring			14#x4	14#x4	14#x4	14#x4



FPA3 Series

Flex-Mount Indoor Floor/Ceiling Heat Pump 18,000-24,000 BTU/h



INDOOR UNIT			FPA3-18CD(I)	FPA3-24CD(I)
Power Supply	Volts; Hz; Phase	V-Hz-Ph	208/230V,60Hz,1Ph	208/230V,60Hz,1Ph
	Voltage Range	V	187-253	187-253
Cooling	Capacity	Btu/h	17000	22000
Heating	Heating Capacity	Btu/h	19000	26000
Indoor Minimum Circuit Ampacity			1.90	2.50
Indoor Max. Fuse		A	15	15
Indoor Air Flow (Turbo/Hi/Mi/Lo/Si)		CFM	576.8 / 547.4 / 485.6 / 420.8 / N\A	735.8 / 706.3 / 606.3 / 453.2 / 376.7
Indoor Noise Level (Turbo/Hi/Mi/Lo/Si)		dB(A)	45/42.5/39.5/30.5/29.0	51.5/49.0/45.0/34.0/29.0
Indoor Unit	Unit Dimension (WxDxH)	inch	42.05 x 26.57 x 9.25	42.05 x 26.57 x 9.25
	Package Dimension (WxDxH)	inch	45.08 x 29.72 x 12.52	45.08 x 29.72 x 12.52
	Net/Gross Weight	lb.	58.42/70.55	61.29/73.19
Refrigerant Piping	Liquid Side/Gas Side	inch	1/4" / 1/2"	3/8" / 5/8"
Connection Wiring			14#x4	14#x4
Operating Temp. Range	Cooling	°F	60-90	60-90
	Heating	°F	32-86	32-86

FLEX-MOUNT MULTI-ZONE

CPA3 Series



Flex-Mount Indoor Fan Coil | Heat Pump 6,000-24,000 BTUh

LOW STATIC SLIM DUCT			CPA3-06CD(I)	CPA3-09CD(I)	CPA3-12CD(I)	CPA3-18CD(I)
Power Supply	Volts; Hz; Phase	V-Hz-Ph	208/230V,60Hz,1Ph	208/230V,60Hz,1Ph	208/230V,60Hz,1Ph	208/230V,60Hz,1Ph
	Voltage Range	V	187-253	187-253	187-253	187-253
Cooling	Capacity	Btu/h	6500	9000	12000	17000
Heating	Heating Capacity	Btu/h	8000	10000	12500	19000
Indoor Minimum Circuit Ampacity	A		3.00	3.00	3.00	3.00
Indoor Max. Fuse	A		15	15	15	15
Indoor Air Flow (Turbo/Hi/Mi/Lo/Si)	CFM		323.7/264. /206.0/147.2/117.7	323.7/264.9/206.0/147.2/117.7	400.2/323.7/264.9/176.6/117.7	600.4/559.2/500.3/441. /N\A
Indoor Noise Level (Turbo/Hi/Mi/Lo/Si)	dB(A)		N\A/32.5/30.5/29.5/22	N\A/32.5/31/29.5/23	N\A/36/34.5/32.5/25.5	N\A/40/39/38/32
Indoor Unit (WxDxH)	Unit Dimension	inch	27.56 x 19.92 x 7.87	27.56 x 19.92 x 7.87	27.56 x 19.92 x 7.87	34.65 x 26.54 x 8.27
	Package Dimension	inch	33.86 x 21.26 x 11.22	33.86 x 21.26 x 11.22	33.86 x 21.26 x 11.22	42.13 x 28.54 x 11.02
	Net/Gross Weight	lb.	39.46/46.74	39.46/46.74	39.46/46.74	54.45/66.14
Design Pressure	PSI		550 / 340	550 / 340	550 / 340	550 / 340
Refrigerant Piping	Liquid Side/Gas Side	inch	1/4" / 3/8"	1/4" / 3/8"	1/4" / 3/8"	1/4" / 1/2"
Connection Wiring			14#x4	14#x4	14#x4	14#x4
Operating Temp. Range	Cooling	°F	60-90	60-91	60-92	60-93
	Heating	°F	32-86	32-86	32-86	32-86

HIGH STATIC SLIM DUCT			CPA3H-09CD(I)	CPA3H-12CD(I)	CPA3H-18CD(I)	CPA3H-24CD(I)
Power Supply	Volts; Hz; Phase	V-Hz-Ph	208/230V,60Hz,1Ph	208/230V,60Hz,1Ph	208/230V,60Hz,1Ph	208/230V,60Hz,1Ph
	Voltage Range	V	187-253	187-253	187-253	187-253
Cooling	Capacity	Btu/h	9000	12000	17500	24000
Heating	Heating Capacity	Btu/h	9900	12000	19500	26000
Indoor Minimum Circuit Ampacity	A		3.00	3.00	3.00	3.00
Indoor Max. Fuse	A		15	15	15	15
Indoor Air Flow (Turbo/Hi/Mi/Lo/Si)	CFM		344.3/288.4/230.7/200.7/121.8	419. /350.2/256.0/216.0/135.4	706.3/618.0/529.7/441.4/N\A	853.5/706.3/618.0/500.3/N\A
Indoor Noise Level (Turbo/Hi/Mi/Lo/Si)	dB(A)		N\A/29.5/28.5/27.5/26.0	N\A/32.5/30.5/28.5/26	N\A/36/34.0/32.0/28.0	N\A/40.0/37.0/35/29.5
Indoor Unit (WxDxH)	Unit Dimension	inch	27.56 x 29.53 x 9.65	27.56 x 29.53 x 9.65	39.37 x 29.53 x 9.65	39.37 x 29.53 x 9.65
	Package Dimension	inch	36.42 x 33.46 x 11.73	36.42 x 33.46 x 11.73	48.23 x 33.86 x 11.97	48.23 x 33.86 x 11.97
	Net/Gross Weight	lb.	64.15/73.85	64.15/73.85	79.81/91.27	80.47/91.93
Design Pressure	PSI		550 / 340	550 / 340	550 / 340	550 / 340
Refrigerant Piping	Liquid Side/Gas Side	inch	1/4" / 3/8"	1/4" / 3/8"	1/4" / 1/2"	3/8" / 5/8"
Connection Wiring			14#x4	14#x4	14#x4	14#x4
Operating Temp. Range	Cooling	°F	60-90	60-91	60-92	60-93
	Heating	°F	32-86	32-86	32-86	32-86

AHU3 Series

Flex-Mount Indoor Air Handler | Heat Pump 18,000-36,000 BTUh

INDOOR UNIT			AHU3-18M	AHU3-24M	AHU3-36M
Power Supply	Volts; Hz; Phase		208/230V,60Hz,1Ph	208/230V,60Hz,1Ph	208/230V,60Hz,1Ph
	Voltage Range	V	187-253	187-253	187-253
Cooling	Capacity	Btu/h	18000	23000	33000
Heating	Heating Capacity	Btu/h	19500	26000	35000
Indoor MIN. CIRCUIT AMPACITY	A		3.5	4	6
Indoor MAX.FUSE	A		15	15	15
Ind. air flow (Turbo/Hi/Mi/Lo/Si)	CFM		618.0/576.8/529.7/488.5/N\A	824.0/759.3/694.5/629.8 -	1189.0/1083.0/971.2/865.2/N\A
Ind. noise level (Turbo/Hi/Mi/Lo/Si)	dB(A)		N\A/42.5/37.5/30.0/N\A	N\A/43.5/40/25.5/N\A	N\A/48/44/35/N\A
Design pressure	PSI		550 / 340	550 / 340	550 / 340
Refrig. Piping	Liquid/Gas side	inch	1/4" / 1/2"	3/8" / 5/8"	3/8" / 3/4"
Connection wiring			AWG 14-4	AWG 14-4	AWG 14-4
Indoor unit (WxDxH)	Unit Dimen.	inch	21.02 x 17.52 x 45.00	21.02 x 17.52 x 45.00	21.02 x 21.02 x 49.02
	Package Dimen.	inch	26.57 x 20.87 x 48.62	26.57 x 20.87 x 48.62	26.57 x 24.41 x 52.56
	Net/Gross W	lb	104.72/125.66	104.28/125.88	127.87/154.10



ALEGRIA CONTROLS

Part No. ARC-88B | Wireless Remote Control

Allows control on Mini-Split, Cassette Floor/Ceiling (standard)
Ducted is optional

FEATURES:

- Transmission Indicator
- Temp °C/°F and Timer display
- Fan speed display
- Silence display
- Sleep display
- Mode display
- ON/OFF display
- Lock display
- FOLLOW ME display



Part No. AWC-4 | Simple Wired Non-Programmable Control Standard for all CPA Series Ducted Units.

Allows control for High Walls, Cassettes, and Floor/Ceiling indoor units.

FEATURES:

- Transmission Indicator
- Temp °C/°F and Timer display
- Fan speed display
- Silence/Sleep display
- Mode display
- ON/OFF display
- Lock display
- Wfi-US and Wifi-SP



Part No. AWC-8P-CPP Wired 7-day Programmable Control

Remote Control Compatible. Convenient and compatible.

FEATURES:

- Transmission Indicator
- Temp °C/°F and Timer display
- Fan speed display
- Lock display
- Child Lock function, prevents unauthorized settings. Saves energy consumption, especially in shops, restaurants and offices.
- Mode display
- ON/OFF display
- Lock display
- Wfi-US and Wifi-SP offices.

CONTROL PART NO.

INDOOR UNIT MODEL	ARC-88B	AWC-4	AWC-8P-CPP*	AWC-8P-LC-WIFI	WiFi-US
CPP3(I)	Standard	Optional	Optional	---	Optional
TIW3	Standard	Standard	---	Optional	Optional
TPA3	Standard	Optional	---	Optional	Optional
TIP3	Standard	Optional	---	Optional	Optional
FPA3	Standard	Optional	---	Optional	---
CPA3	Standard	Standard	---	Optional	---
AHU3-M	Standard	---	---	Standard	---

* AWC-8P-CPP has wires and adaptor inside for CPP units

SPECS AT A GLANCE

PLATINUM | CPP3 - SINGLE ZONE WALL MOUNTED

INDOOR UNIT MODEL NO.	OUTDOOR UNIT MODEL NO.	MIN. CIRCUIT AMPACITY	MIN. INTER-CONNECTING WIRE SIZE (AWG)	BREAKER SIZE (A)	PIPING SIZES (IN)	MAX. ALLOWABLE PIPING LENGTH (FT)	MIN. ALLOWABLE PIPING LENGTH (FT)	MAX. ALLOWABLE ELEVATION DIFFERENCE (FT)
CPP3-09CA(I)	CPP3-09CA(O)	18.0	14*4, Stranded	20	1/4"/3/8"	82.00	9.8	49.20
CPP3-12CA(I)	CPP3-12CA(O)	18.0	14*4, Stranded	20	1/4"/3/8"	82.00	9.8	49.20
CPP3-09CD(I)	CPP3-09CD(O)	12.0	14*4, Stranded	15	1/4"/3/8"	82.00	9.8	49.20
CPP3-12CD(I)	CPP3-12CD(O)	12.0	14*4, Stranded	15	1/4"/3/8"	82.00	9.8	49.20
CPP3-18CD(I)	CPP3-18CD(O)	18.0	14*4, Stranded	20	1/4"/1/2"	98.40	9.8	65.60
CPP3-24CD(I)	CPP3-24CD(O)	24.0	14*4, Stranded	25	3/8"/5/8"	164.00	9.8	82.00
CPP3-36CD(I)	CPP3-30CD(O)	28.0	14*4, Stranded	30	3/8"/5/8"	164.00	9.8	82.00
CPP3-36CD(O)	CPP3-36CD(O)	33.0	14*4, Stranded	35	3/8"/5/8"	213.20	9.8	98.40

PLATINUM | TPA3/TIP3 - 4-WAY CASSETTE

INDOOR UNIT MODEL NO.	OUTDOOR UNIT MODEL NO.	MIN. CIRCUIT AMPACITY	MIN. INTER-CONNECTING WIRE SIZE (AWG)	BREAKER SIZE (A)	PIPING SIZES (IN)	MAX. ALLOWABLE PIPING LENGTH (FT)	MIN. ALLOWABLE PIPING LENGTH (FT)	MAX. ALLOWABLE ELEVATION DIFFERENCE (FT)
TPA3-09CD(I)	CPP3-09CD(O)	12.00	14*4, Stranded	15	1/4" / 3/8"	82.00	9.8	49.20
TPA3-12CD(I)	CPP3-12CD(O)	12.00	14*4, Stranded	15	1/4" / 3/8"	82.00	9.8	49.20
TPA3-18CD(I)	CPP3-18CD(O)	18.00	14*4, Stranded	20	1/4" / 1/2"	98.40	9.8	65.60
TIP3-24CD(I)	CPP3-24CD(O)	24.00	14*4, Stranded	25	3/8" / 5/8"	164.00	9.8	82.00
TIP3-36DU(I)	CPP3-36DU(O)	33.00	14*2, Stranded	35	3/8" / 3/4"	246.00	9.8	98.40
TIP3-48DU(I)	CPP3-48DU(O)	39.00	14*2, Stranded	40	3/8" / 3/4"	246.00	9.8	98.40

PLATINUM | T1W3 - ONE WAY CASSETTE

INDOOR UNIT MODEL NO.	OUTDOOR UNIT MODEL NO.	MIN. CIRCUIT AMPACITY	MIN. INTER-CONNECTING WIRE SIZE (AWG)	BREAKER SIZE (A)	PIPING SIZES (IN)	MAX. ALLOWABLE PIPING LENGTH (FT)	MIN. ALLOWABLE PIPING LENGTH (FT)	MAX. ALLOWABLE ELEVATION DIFFERENCE (FT)
T1W3-09CD(I)	CPP3-09CD(O)	12.00	14*4, Stranded	15	1/4" / 3/8"	82.00	9.8	49.20
T1W3-12CD(I)	CPP3-12CD(O)	12.00	14*4, Stranded	15	1/4" / 3/8"	82.00	9.8	49.20
T1W3-18CD(I)	CPP3-18CD(O)	18.00	14*4, Stranded	20	1/4" / 1/2"	98.40	9.8	65.60

PLATINUM | FPA3 - FLOOR/CEILING

INDOOR UNIT MODEL NO.	OUTDOOR UNIT MODEL NO.	MIN. CIRCUIT AMPACITY	MIN. INTER-CONNECTING WIRE SIZE (AWG)	BREAKER SIZE (A)	PIPING SIZES (IN)	MAX. ALLOWABLE PIPING LENGTH (FT)	MIN. ALLOWABLE PIPING LENGTH (FT)	MAX. ALLOWABLE ELEVATION DIFFERENCE (FT)
FPA3-18CD(I)	CPP3-18CD(O)	18.00	14*4, Stranded	20	1/4" / 1/2"	98.40	9.8	65.60
FPA3-24CD(I)	CPP3-24CD(O)	24.00	14*4, Stranded	25	3/8" / 5/8"	164.00	9.8	82.00
FPA3-36DU(I)	CPP3-36DU(O)	33.00	14*3, Stranded	35	3/8" / 3/4"	246.00	9.8	98.40
FPA3-48DU(I)	CPP3-48DU(O)	39.00	14*3, Stranded	40	3/8" / 3/4"	246.00	9.8	98.40
FPA3-60DU(I)	CPP3-60DU(O)	42.00	14*3, Stranded	45	3/8" / 3/4"	246.00	9.8	98.40

PLATINUM | CPA3/CPA3H - FAN COIL

INDOOR UNIT MODEL NO.	OUTDOOR UNIT MODEL NO.	MIN. CIRCUIT AMPACITY	MIN. INTER-CONNECTING WIRE SIZE (AWG)	BREAKER SIZE (A)	PIPING SIZES (IN)	MAX. ALLOWABLE PIPING LENGTH (FT)	MIN. ALLOWABLE PIPING LENGTH (FT)	MAX. ALLOWABLE ELEVATION DIFFERENCE (FT)
CPA3-09CD(I)	CPP3-09CD(O)	12.00	14*4, Stranded	15	1/4" / 3/8"	82.00	9.8	49.20
CPA3-12CD(I)	CPP3-12CD(O)	12.00	14*4, Stranded	15	1/4" / 3/8"	82.00	9.8	49.20
CPA3-18CD(I)	CPP3-18CD(O)	18.00	14*4, Stranded	20	1/4" / 1/2"	98.40	9.8	65.60
CPA3H-09CD(I)	CPP3-09CD(O)	12.00	14*4, Stranded	15	1/4" / 3/8"	82.00	9.8	49.20
CPA3H-12CD(I)	CPP3-12CD(O)	12.00	14*4, Stranded	15	1/4" / 3/8"	82.00	9.8	49.20
CPA3H-18CD(I)	CPP3-18CD(O)	18.00	14*4, Stranded	20	1/4" / 1/2"	98.40	9.8	65.60
CPA3H-24CD(I)	CPP3-24CD(O)	24.00	14*4, Stranded	25	3/8" / 5/8"	164.00	9.8	82.00
CPA3H-36DU(I)	CPP3-36DU(O)	33.00	14*3, Stranded	35	3/8" / 3/4"	246.00	9.8	98.40
CPA3H-48DU(I)	CPP3-48DU(O)	39.00	14*3, Stranded	40	3/8" / 3/4"	246.00	9.8	98.40
CPA3H-60DU(I)	CPP3-60DU(O)	42.00	14*3, Stranded	45	3/8" / 3/4"	246.00	9.8	98.40

SPECS AT A GLANCE

PLATINUM | CPP3 - SINGLE ZONE WALL MOUNTED

INDOOR UNIT MODEL NO.	OUTDOOR UNIT MODEL NO.	FACTORY REFRIGERANT CHARGE (FT)	REFRIGERANT ADJUSTMENT FACTOR (OZ. PER FT)	DRAIN PIPE SIZE(IN)	SEER2	EER2	HSPF2-4	HSPF2-5
CPP3-09CA(I)	CPP3-09CA(O)	25	0.16	5/8"	24.5	15.0	10.7	8.2
CPP3-12CA(I)	CPP3-12CA(O)	25	0.16	5/8"	23.2	12.5	10.4	7.6
CPP3-09CD(I)	CPP3-09CD(O)	25	0.16	5/8"	24.6	14.7	13.0	9.5
CPP3-12CD(I)	CPP3-12CD(O)	25	0.16	5/8"	23.1	12.2	11.5	8.5
CPP3-18CD(I)	CPP3-18CD(O)	25	0.16	5/8"	24.0	13.5	11.1	8.3
CPP3-24CD(I)	CPP3-24CD(O)	25	0.32	5/8"	23.5	13.0	10.0	7.7
CPP3-36CD(I)	CPP3-30CD(O)	25	0.32	5/8"	22.3	12.0	9.0	7.0
CPP3-36CD(O)	CPP3-36CD(O)	25	0.32	5/8"	19.5	9.3	9.1	7.0

PLATINUM | TPA3/TIP3 - 4-WAY CASSETTE

INDOOR UNIT MODEL NO.	OUTDOOR UNIT MODEL NO.	FACTORY REFRIGERANT CHARGE (FT)	REFRIGERANT ADJUSTMENT FACTOR (OZ. PER FT)	DRAIN PIPE SIZE(IN)	SEER2	EER2	HSPF2-4	HSPF2-5
TPA3-09CD(I)	CPP3-09CD(O)	25	0.16	5/8"	21.6	14.3	11.3	8.8
TPA3-12CD(I)	CPP3-12CD(O)	25	0.16	5/8"	21.1	12.5	10.4	7.9
TPA3-18CD(I)	CPP3-18CD(O)	25	0.16	5/8"	20.7	12.5	11.4	8.5
TIP3-24CD(I)	CPP3-24CD(O)	25	0.32	5/8"	22	12.0	10.5	8.1
TIP3-36DU(I)	CPP3-36DU(O)	25	0.32	5/8"	20.0	9.6	10.3	7.9
TIP3-48DU(I)	CPP3-48DU(O)	25	0.32	5/8"	19	9.5	9.9	7.7

PLATINUM | T1W3 - ONE WAY CASSETTE

INDOOR UNIT MODEL NO.	OUTDOOR UNIT MODEL NO.	FACTORY REFRIGERANT CHARGE (FT)	REFRIGERANT ADJUSTMENT FACTOR (OZ. PER FT)	DRAIN PIPE SIZE(IN)	SEER2	EER2	HSPF2-4	HSPF2-5
T1W3-09CD(I)	CPP3-09CD(O)	25	0.16	5/8"	22.1	14.4	11.8	9.0
T1W3-12CD(I)	CPP3-12CD(O)	25	0.16	5/8"	22.1	12.3	10	7.8
T1W3-18CD(I)	CPP3-18CD(O)	25	0.16	5/8"	22.2	12.5	12.2	8.6

PLATINUM | FPA3 - FLOOR/CEILING

INDOOR UNIT MODEL NO.	OUTDOOR UNIT MODEL NO.	FACTORY REFRIGERANT CHARGE (FT)	REFRIGERANT ADJUSTMENT FACTOR (OZ. PER FT)	DRAIN PIPE SIZE(IN)	SEER2	EER2	HSPF2-4	HSPF2-5
FPA3-18CD(I)	CPP3-18CD(O)	25	0.16	5/8"	22.3	12.5	10.4	8.0
FPA3-24CD(I)	CPP3-24CD(O)	25	0.32	5/8"	21.1	12.2	11.1	8.4
FPA3-36DU(I)	CPP3-36DU(O)	25	0.32	5/8"	20.0	10.1	10.0	7.7
FPA3-48DU(I)	CPP3-48DU(O)	25	0.32	5/8"	19.8	9.5	10.2	7.8
FPA3-60DU(I)	CPP3-60DU(O)	25	0.32	5/8"	19.5	9.5	9.5	7.2

PLATINUM | CPA3/CPA3H - FAN COIL

INDOOR UNIT MODEL NO.	OUTDOOR UNIT MODEL NO.	FACTORY REFRIGERANT CHARGE (FT)	REFRIGERANT ADJUSTMENT FACTOR (OZ. PER FT)	DRAIN PIPE SIZE(IN)	SEER2	EER2	HSPF2-4	HSPF2-5
CPA3-09CD(I)	CPP3-09CD(O)	25	0.16	5/8"	19.5	12.8	11.0	8.8
CPA3-12CD(I)	CPP3-12CD(O)	25	0.16	5/8"	19.0	11.7	10.2	8.0
CPA3-18CD(I)	CPP3-18CD(O)	25	0.16	5/8"	20.0	12.5	10.5	8.2
CPA3H-09CD(I)	CPP3-09CD(O)	25	0.16	5/8"	19.7	13.0	11.5	9.0
CPA3H-12CD(I)	CPP3-12CD(O)	25	0.16	5/8"	19.5	12.0	10.5	8.0
CPA3H-18CD(I)	CPP3-18CD(O)	25	0.16	5/8"	20.0	13.3	11.3	8.8
CPA3H-24CD(I)	CPP3-24CD(O)	25	0.32	5/8"	19.0	12.5	11.0	8.5
CPA3H-36DU(I)	CPP3-36DU(O)	25	0.32	5/8"	18.7	10.1	10.2	7.8
CPA3H-48DU(I)	CPP3-48DU(O)	25	0.32	5/8"	17.1	10.0	9.8	7.7
CPA3H-60DU(I)	CPP3-60DU(O)	25	0.32	5/8"	17.0	10.0	9.7	7.6

SPECS AT A GLANCE

PLATINUM | AHU3-M/AHU3 - INDOOR AIR HANDLER

INDOOR UNIT MODEL NO.	OUTDOOR UNIT MODEL NO.	MIN. CIRCUIT AMPACITY	MIN. INTER-CONNECTING WIRE SIZE (AWG)	BREAKER SIZE (A)	PIPING SIZES (IN)	MAX. ALLOWABLE PIPING LENGTH (FT)	MIN. ALLOWABLE PIPING LENGTH (FT)	MAX. ALLOWABLE ELEVATION DIFFERENCE(FT)
AHU3-18M	CPP3-18CD(O)	18.0	14*4, Stranded	20	1/4"/1/2"	98.4	9.8	65.6
AHU3-24M	CPP3-24CD(O)	24.0	14*4, Stranded	25	3/8"/5/8"	164.0	9.8	82.0
AHU3-30M	CPP3-30CD(O)	28.0	14*4, Stranded	30	3/8" 5/8"	164.0	9.8	82.0
AHU3-36M	CPP3-36CD(O)	33.0	14*4, Stranded	35	3/8" 5/8"	213.3	9.8	98.4
AHU3-36DU(I)	CPP3-36DU(O)	33	20*2, Stranded	35	3/8" 5/8"	246	9.8	98.4
AHU3-48DU(I)	CPP3-48DU(O)	39	20*2, Stranded	40	3/8" 5/8"	246	9.8	98.4
AHU3-60DU(I)	CPP3-60DU(O)	42	20*2, Stranded	45	3/8" 5/8"	213.2	9.8	98.4

HI HEAT | CPP3 - SINGLE ZONE WALL MOUNTED

INDOOR UNIT MODEL NO.	OUTDOOR UNIT MODEL NO.	MIN. CIRCUIT AMPACITY	MIN. INTER-CONNECTING WIRE SIZE (AWG)	BREAKER SIZE (A)	PIPING SIZES (IN)	MAX. ALLOWABLE PIPING LENGTH (FT)	MIN. ALLOWABLE PIPING LENGTH (FT)	MAX. ALLOWABLE ELEVATION DIFFERENCE(FT)
CPP3-06CD(I)	CHF3-06CD(O)	12.0	14*4, Stranded	15	1/4" / 3/8"	82.00	9.8	49.20
CPP3-09CD(I)	CHF3-09CD(O)	15.0	14*4, Stranded	15	1/4" / 3/8"	82.00	9.8	49.20
CPP3-12CD(I)	CHF3-12CD(O)	15.0	14*4, Stranded	15	1/4" / 3/8"	82.00	9.8	49.20
CPP3-18CD(I)	CHF3-18CD(O)	19.0	14*4, Stranded	20	1/4" / 1/2"	98.40	9.8	65.60
CPP3-24CD(I)	CHF3-24CD(O)	24.9	14*4, Stranded	25	3/8" / 5/8"	164.00	9.8	82.00
CPP3-36CD(I)	CHF3-36CD(O)	34.0	14*4, Stranded	35	3/8" / 3/4"	164.00	9.8	82.00

HI HEAT | TPA3/TIP3 - 4-WAY CASSETTE

INDOOR UNIT MODEL NO.	OUTDOOR UNIT MODEL NO.	MIN. CIRCUIT AMPACITY	MIN. INTER-CONNECTING WIRE SIZE (AWG)	BREAKER SIZE (A)	PIPING SIZES (IN)	MAX. ALLOWABLE PIPING LENGTH (FT)	MIN. ALLOWABLE PIPING LENGTH (FT)	MAX. ALLOWABLE ELEVATION DIFFERENCE(FT)
TPA3-09CD(I)	CHF3-09CD(O)	15.00	14*4, Stranded	15	1/4" / 3/8"	82.00	9.8	49.20
TPA3-12CD(I)	CHF3-12CD(O)	15.00	14*4, Stranded	15	1/4" / 3/8"	82.00	9.8	49.20
TPA3-18CD(I)	CHF3-18CD(O)	19.00	14*4, Stranded	20	1/4" / 1/2"	98.40	9.8	65.60
TIP3-24CD(I)	CHF3-24CD(O)	24.90	14*4, Stranded	25	3/8" / 5/8"	164.00	9.8	82.00
TIP3-36DU(I)	CHF3-36DU(O)	38.00	14*3, Stranded	40	3/8" / 3/4"	246.00	9.8	98.40
TIP3-48DU(I)	CHF3-48DU(O)	44.00	14*3, Stranded	45	3/8" / 3/4"	246.00	9.8	98.40

HI HEAT | T1W3 - ONE WAY CASSETTE

INDOOR UNIT MODEL NO.	OUTDOOR UNIT MODEL NO.	MIN. CIRCUIT AMPACITY	MIN. INTER-CONNECTING WIRE SIZE (AWG)	BREAKER SIZE (A)	PIPING SIZES (IN)	MAX. ALLOWABLE PIPING LENGTH (FT)	MIN. ALLOWABLE PIPING LENGTH (FT)	MAX. ALLOWABLE ELEVATION DIFFERENCE(FT)
T1W3-06CD(I)	CHF3-06CD(O)	12.00	14*4, Stranded	15	1/4" / 3/8"	82.02	9.8	49.21
T1W3-09CD(I)	CHF3-09CD(O)	15.00	14*4, Stranded	15	1/4" / 3/8"	82.02	9.8	49.21
T1W3-12CD(I)	CHF3-12CD(O)	15.00	14*4, Stranded	15	1/4" / 3/8"	82.02	9.8	49.21
T1W3-18CD(I)	CHF3-18CD(O)	19.00	14*4, Stranded	20	1/4" / 1/2"	98.43	9.8	65.62

HI HEAT | FPA3 - FLOOR/CEILING

INDOOR UNIT MODEL NO.	OUTDOOR UNIT MODEL NO.	MIN. CIRCUIT AMPACITY	MIN. INTER-CONNECTING WIRE SIZE (AWG)	BREAKER SIZE (A)	PIPING SIZES (IN)	MAX. ALLOWABLE PIPING LENGTH (FT)	MIN. ALLOWABLE PIPING LENGTH (FT)	MAX. ALLOWABLE ELEVATION DIFFERENCE(FT)
FPA3-18CD(I)	CHF3-18CD(O)	19.00	14*4, Stranded	20	1/4" / 1/2"	98.40	9.8	65.60
FPA3-24CD(I)	CHF3-24CD(O)	24.90	14*4, Stranded	25	3/8" / 5/8"	164.00	9.8	82.00
FPA3-36DU(I)	CHF3-36DU(O)	38.00	14*3, Stranded	40	3/8" / 3/4"	246.00	9.8	98.40
FPA3-48DU(I)	CHF3-48DU(O)	44.00	14*3, Stranded	45	3/8" / 3/4"	246.00	9.8	98.40
FPA3-60DU(I)	CHF3-60DU(O)	44.00	14*3, Stranded	45	3/8" / 3/4"	246.00	9.8	98.40

SPECS AT A GLANCE

PLATINUM | AHU3-M/AHU3 - INDOOR AIR HANDLER

INDOOR UNIT MODEL NO.	OUTDOOR UNIT MODEL NO.	FACTORY REFRIGERANT CHARGE (FT)	REFRIGERANT ADJUSTMENT FACTOR (OZ. PER FT)	DRAIN PIPE SIZE(IN)	SEER2	EER2	HSPF2-4	HSPF2-5
AHU3-18M	CPP3-18CD(O)	25	0.16	5/8"	18.5	12.1	9.8	7.7
AHU3-24M	CPP3-24CD(O)	25	0.32	5/8"	19.7	11.7	9.0	7.3
AHU3-30M	CPP3-30CD(O)	25	0.32	5/8"	17.0	11.0	8.7	7.0
AHU3-36M	CPP3-36CD(O)	25	0.32	5/8"	16.0	8.5	7.7	6.0
AHU3-36DU(I)	CPP3-36DU(O)	25	0.32	5/8"	15.8	9	9.3	7.3
AHU3-48DU(I)	CPP3-48DU(O)	25	0.32	5/8"	17.7	10	10	7.7
AHU3-60DU(I)	CPP3-60DU(O)	25	0.32	5/8"	16	9.5	9.1	7.2

HI HEAT | CPP3 - SINGLE ZONE WALL MOUNTED

INDOOR UNIT MODEL NO.	OUTDOOR UNIT MODEL NO.	FACTORY REFRIGERANT CHARGE (FT)	REFRIGERANT ADJUSTMENT FACTOR (OZ. PER FT)	DRAIN PIPE SIZE(IN)	SEER2	EER2	HSPF2-4	HSPF2-5
CPP3-06CD(I)	CHF3-06CD(O)	25	0.16	5/8"	25.3	16.0	14.6	11.2
CPP3-09CD(I)	CHF3-09CD(O)	25	0.16	5/8"	26.0	15.0	12.5	10.1
CPP3-12CD(I)	CHF3-12CD(O)	25	0.16	5/8"	24.0	13.2	10.5	8.0
CPP3-18CD(I)	CHF3-18CD(O)	25	0.16	5/8"	21.7	13.0	10.8	8.8
CPP3-24CD(I)	CHF3-24CD(O)	25	0.32	5/8"	22.3	12.5	13.3	9.6
CPP3-36CD(I)	CHF3-36CD(O)	25	0.32	5/8"	20.0	11.7	10.5	8.6

HI HEAT | TPA3/TIP3 - 4-WAY CASSETTE

INDOOR UNIT MODEL NO.	OUTDOOR UNIT MODEL NO.	FACTORY REFRIGERANT CHARGE (FT)	REFRIGERANT ADJUSTMENT FACTOR (OZ. PER FT)	DRAIN PIPE SIZE(IN)	SEER2	EER2	HSPF2-4	HSPF2-5
TPA3-09CD(I)	CHF3-09CD(O)	25	0.16	5/8"	22.6	14.0	12.1	9.3
TPA3-12CD(I)	CHF3-12CD(O)	25	0.16	5/8"	22.2	12.5	11.6	8.9
TPA3-18CD(I)	CHF3-18CD(O)	25	0.16	5/8"	20.0	12.5	12.3	9.5
TIP3-24CD(I)	CHF3-24CD(O)	25	0.32	5/8"	20.7	12.0	11.6	9.2
TIP3-36DU(I)	CHF3-36DU(O)	25	0.32	5/8"	21.2	12.0	10.6	8.8
TIP3-48DU(I)	CHF3-48DU(O)	25	0.32	5/8"	18	10.0	11.0	8.8

HI HEAT | T1W3 - ONE WAY CASSETTE

INDOOR UNIT MODEL NO.	OUTDOOR UNIT MODEL NO.	FACTORY REFRIGERANT CHARGE (FT)	REFRIGERANT ADJUSTMENT FACTOR (OZ. PER FT)	DRAIN PIPE SIZE(IN)	SEER2	EER2	HSPF2-4	HSPF2-5
T1W3-06CD(I)	CHF3-06CD(O)	25	0.16	5/8"	22.0	15	12.0	10.3
T1W3-09CD(I)	CHF3-09CD(O)	25	0.16	5/8"	24.0	14.6	12.1	9.5
T1W3-12CD(I)	CHF3-12CD(O)	25	0.16	5/8"	23	13	10	8
T1W3-18CD(I)	CHF3-18CD(O)	25	0.16	5/8"	20.6	12.5	12.2	9.2

HI HEAT | FPA3 - FLOOR/CEILING

INDOOR UNIT MODEL NO.	OUTDOOR UNIT MODEL NO.	FACTORY REFRIGERANT CHARGE (FT)	REFRIGERANT ADJUSTMENT FACTOR (OZ. PER FT)	DRAIN PIPE SIZE(IN)	SEER2	EER2	HSPF2-4	HSPF2-5
FPA3-18CD(I)	CHF3-18CD(O)	25	0.16	5/8"	20.4	12.5	10.3	8.2
FPA3-24CD(I)	CHF3-24CD(O)	25	0.32	5/8"	20.4	12.0	12.1	9.8
FPA3-36DU(I)	CHF3-36DU(O)	25	0.32	5/8"	20	12.0	10.8	8.9
FPA3-48DU(I)	CHF3-48DU(O)	25	0.32	5/8"	18.5	9.4	10.1	8.0
FPA3-60DU(I)	CHF3-60DU(O)	25	0.32	5/8"	18	9.0	10.7	8.5

SPECS AT A GLANCE

HI HEAT | CPA3/CPA3H - FAN COIL

INDOOR UNIT MODEL NO.	OUTDOOR UNIT MODEL NO.	MIN. CIRCUIT AMPACITY	MIN. INTER-CONNECTING WIRE SIZE (AWG)	BREAKER SIZE (A)	PIPING SIZES (IN)	MAX. ALLOWABLE PIPING LENGTH (FT)	MIN. ALLOWABLE PIPING LENGTH (FT)	MAX. ALLOWABLE ELEVATION DIFFERENCE (FT)
CPA3-06CD(I)	CHF3-06CD(O)	12.00	14*4, Stranded	15	1/4" / 3/8"	82.00	9.8	32.80
CPA3-09CD(I)	CHF3-09CD(O)	15.00	14*4, Stranded	15	1/4" / 3/8"	82.00	9.8	32.80
CPA3-12CD(I)	CHF3-12CD(O)	15.00	14*4, Stranded	15	1/4" / 3/8"	82.00	9.8	32.80
CPA3-18CD(I)	CHF3-18CD(O)	19.00	14*4, Stranded	20	1/4" / 1/2"	98.40	9.8	65.60
CPA3H-09CD(I)	CHF3-09CD(O)	15.00	14*4, Stranded	15	1/4" / 3/8"	82.00	9.8	49.20
CPA3H-12CD(I)	CHF3-12CD(O)	15.00	14*4, Stranded	15	1/4" / 3/8"	82.00	9.8	49.20
CPA3H-18CD(I)	CHF3-18CD(O)	19.00	14*4, Stranded	20	1/4" / 1/2"	98.40	9.8	65.60
CPA3H-24CD(I)	CHF3-24CD(O)	24.90	14*4, Stranded	25	3/8" / 5/8"	164.00	9.8	82.00
CPA3H-36DU(I)	CHF3-36DU(O)	38.00	14*3, Stranded	40	3/8" / 3/4"	246.00	9.8	98.40
CPA3H-48DU(I)	CHF3-48DU(O)	44.00	14*3, Stranded	45	3/8" / 3/4"	246.00	9.8	98.40
CPA3H-60DU(I)	CHF3-60DU(O)	44.00	14*3, Stranded	45	3/8" / 3/4"	246.00	9.8	98.40

HI HEAT | AHU3-M/AHU3 - INDOOR AIR HANDLER

INDOOR UNIT MODEL NO.	OUTDOOR UNIT MODEL NO.	MIN. CIRCUIT AMPACITY	MIN. INTER-CONNECTING WIRE SIZE (AWG)	BREAKER SIZE (A)	PIPING SIZES (IN)	MAX. ALLOWABLE PIPING LENGTH (FT)	MIN. ALLOWABLE PIPING LENGTH (FT)	MAX. ALLOWABLE ELEVATION DIFFERENCE (FT)
AHU3-18M	CHF3-18CD(O)	19	14*4, Stranded	20	1/4" / 1/2"	98.4	9.8	65.6
AHU3-24M	CHF3-24CD(O)	24.9	14*4, Stranded	25	3/8"/5/8"	164	9.8	82
AHU3-36M	CHF3-36CD(O)	34	14*4, Stranded	35	3/8"/3/4"	164	9.8	82
AHU3-36DU(I)	CHF3-36DU(O)	38	20*2, Stranded	40	3/8" / 3/4"	246	9.8	98.4
AHU3-48DU(I)	CHF3-48DU(O)	44	20*2, Stranded	45	3/8" / 3/4"	246	9.8	98.4
AHU3-60DU(I)	CHF3-60DU(O)	44	20*2, Stranded	45	3/8" / 3/4"	246	9.8	98.4

MULTI-ZONE

INDOOR UNIT MODEL NO.	OUTDOOR UNIT MODEL NO.	MINIMUM CIRCUIT AMPACITY	MIN. INTER-CONNECTING WIRE SIZE (AWG)	BREAKER SIZE (A)	PIPING SIZES (IN)	MAX. ALLOWABLE PIPING LENGTH (FT)	MIN. ALLOWABLE PIPING LENGTH (FT)	MAX. ALLOWABLE ELEVATION DIFFERENCE (FT)
9-24K: CPP3 FPA3 TPA3 CPA3	CMZ3-24-3Z	16	14*4, Stranded	20	1/4" / 3/8"	98.4	9.8	49.2
	CMZ3-30-4Z	23	14*4, Stranded	25	1/4"/(3/8"+1/2")	114.8	9.8	49.2
	CMZ3-48-5Z	30.5	14*4, Stranded	35	1/4"/(3/8"+1/2")	114.8	9.8	49.2
	CMZ3-55-6Z	34	14*4, Stranded	40	1/4"/(3/8"+1/2")	114.8	9.8	49.2
	CMZ3-62-6Z	36	14*4, Stranded	40	1/4"/(3/8"+1/2")	114.8	9.8	49.2
18-36K: AHU3-M	CVH3-18-3SH	17.5	14*4, Stranded	20	1/4'3/8"	98.4	9.8	49.2
	CVH3-27-4SH	30	14*4, Stranded	35	1/4"/(3/8"+1/2")	114.8	9.8	49.2
	CVH3-36-5SH	37	14*4, Stranded	40	1/4"/(3/8"+1/2")	114.8	9.8	49.2
	CVH3-48-6SH	37	14*4, Stranded	40	1/4"/(3/8"+1/2")	114.8	9.8	49.2
	CVH3-60-6SH	39.5	14*4, Stranded	40	1/4"/(3/8"+1/2")	114.8	9.8	49.2

SPECS AT A GLANCE

HI HEAT | CPA3/CPA3H - FAN COIL

INDOOR UNIT MODEL NO.	OUTDOOR UNIT MODEL NO.	FACTORY REFRIGERANT CHARGE (FT)	REFRIGERANT ADJUSTMENT FACTOR (OZ. PER FT)	DRAIN PIPE SIZE(IN)	SEER2	EER2	HSPF2-4	HSPF2-5
CPA3-06CD(I)	CHF3-06CD(O)	25	0.16	5/8"	21.4	14.4	13.8	10.8
CPA3-09CD(I)	CHF3-09CD(O)	25	0.16	5/8"	21.4	13.4	12.5	9.7
CPA3-12CD(I)	CHF3-12CD(O)	25	0.16	5/8"	20.0	12.0	10	8
CPA3-18CD(I)	CHF3-18CD(O)	25	0.16	5/8"	18.0	12.0	10.5	9.0
CPA3H-09CD(I)	CHF3-09CD(O)	25	0.16	5/8"	20.5	14.0	13.8	10.8
CPA3H-12CD(I)	CHF3-12CD(O)	25	0.16	5/8"	20	12.0	10.6	8.5
CPA3H-18CD(I)	CHF3-18CD(O)	25	0.16	5/8"	18.4	12	11.1	9.0
CPA3H-24CD(I)	CHF3-24CD(O)	25	0.32	5/8"	19	12.0	11.7	9.3
CPA3H-36DU(I)	CHF3-36DU(O)	25	0.32	5/8"	17.7	12.0	11.1	9.2
CPA3H-48DU(I)	CHF3-48DU(O)	25	0.32	5/8"	16.7	10.4	10.8	8.8
CPA3H-60DU(I)	CHF3-60DU(O)	25	0.32	5/8"	15.8	10.2	10.4	8.7

HI HEAT | AHU3-M/AHU3 - INDOOR AIR HANDLER

INDOOR UNIT MODEL NO.	OUTDOOR UNIT MODEL NO.	FACTORY REFRIGERANT CHARGE (FT)	REFRIGERANT ADJUSTMENT FACTOR (OZ. PER FT)	DRAIN PIPE SIZE(IN)	SEER2	EER2	HSPF2-4	HSPF2-5
AHU3-18M	CHF3-18CD(O)	25	0.16	5/8"	18	12	10	8.3
AHU3-24M	CHF3-24CD(O)	25	0.32	5/8"	18.7	12	10	8
AHU3-36M	CHF3-36CD(O)	25	0.32	5/8"	16.5	11.7	10	8.4
AHU3-36DU(I)	CHF3-36DU(O)	25	0.32	5/8"	17.2	11.7	9.5	8
AHU3-48DU(I)	CHF3-48DU(O)	25	0.32	5/8"	17	10	10.2	8.1
AHU3-60DU(I)	CHF3-60DU(O)	25	0.32	5/8"	15.2	10	9.2	7.7

MULTI-ZONE

INDOOR UNIT MODEL NO.	OUTDOOR UNIT MODEL NO.	FACTORY REFRIGERANT CHARGE (FT)	REFRIGERANT ADJUSTMENT FACTOR (OZ. PER FT)	DRAIN PIPE SIZE(IN)	SEER2 (NON-DUCTED)	EER2 (NON-DUCTED)	HSPF2-4 (NON-DUCTED)	HSPF2-5 (NON-DUCTED)	SEER2 (DUCTED)	EER2 (DUCTED)	HSPF2-4 (DUCTED)	HSPF2-5 (DUCTED)
9-24K: CPP3 FPA3 TPA3 CPA3, 18-36K: AHU3-M	CMZ3-24-3Z	25*3	0.16	refer IDU	23	12.5	10	7.7	20	12	10	7.8
	CMZ3-30-4Z	25*4	0.16	refer IDU	23	12.2	9.5	7.1	21	12	9	7
	CMZ3-48-5Z	25*5	0.16	refer IDU	23.1	12	10	7.5	20	11.7	9.2	7
	CMZ3-55-6Z	25*6	0.16	refer IDU	21.3	11.7	10	7.7	20.4	12	10.6	8.1
	CMZ3-62-6Z	25*6	0.16	refer IDU	19.2	10	9.6	7.3	18	10	9.2	7.1
	CVH3-18-3SH	25*3	0.16	refer IDU	21	13	10	7.5	20	13	10	8
	CVH3-27-4SH	25*4	0.16	refer IDU	21	12	10	8.1	19	12	9.5	7.7
	CVH3-36-5SH	25*5	0.16	refer IDU	21.5	12.2	11.3	9.2	19.4	12	10.4	8.8
	CVH3-48-6SH	25*6	0.16	refer IDU	21.2	12	10.2	8.4	20.4	11.7	11	9
CVH3-60-6SH	25*6	0.16	refer IDU	21.4	12	10.6	8.5	20	11.7	10.7	8.8	

ComfortStar®

Air Conditioning & Heating Products

PRODUCT CATALOG

HIGH EFFICIENCY | HEAT PUMPS | MINI-SPLITS
LIGHT COMMERCIAL | MULTI-ZONE SYSTEMS

ALEGRIA
PLATINUM



COMPRESSOR
AND PARTS

ALEGRIA
HI-HEAT



COMPRESSOR
AND PARTS

R454B



ENVIRONMENTAL IMPACT OF R-454B

- More energy efficient at reducing greenhouse gas emissions.
- No ozone depletion potential and has low toxicity.
- More than 75% lower than its most recent predecessor, R-410A.

Comfort, it's in our name.

12860 NW South River Drive | Medley, FL 33178

Toll Free: 1-866-524-9898 | 1-305-500-9898 | Fax: 1-305-500-9896

Email us: info@comfortstarusa.com | www.comfortstarusa.com