



SUBMITTAL DATA SHEET

ComfortStar®

CIP36CD-L	
Location: _____ Engineer: _____ Submitted to: _____ Submitted by: _____ Reference: _____	Approval: _____ Date: _____ Construction: _____ Unit #: _____ Drawing #: _____

Set Model	Indoor unit model CIP36CD(I)-L (18U)
Outdoor unit model	CIP36CD(O)-L (18V)
Certified	AHRI 



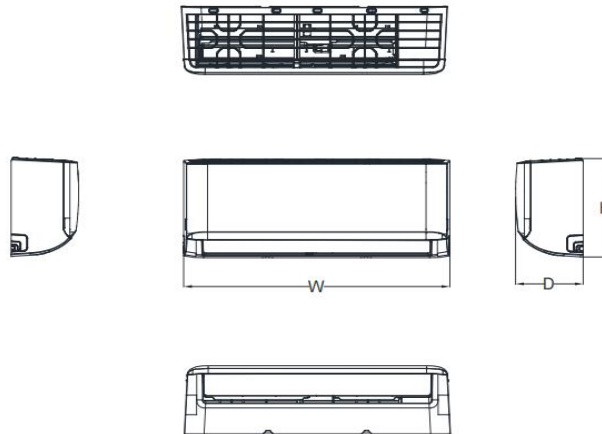
SYSTEM PERFORMANCE DATA		
Cooling (Standard conditions)		
Capacity	Btu/h	36000
Range	Btu/h	8300~37500
Input	W	3790
Range	W	340~304817
Current	A	16.8
Range	A	1.45~13.3
EER	Btu/w	9.50
EER2	Btu/w	9.50
SEER	Btu/w	18.00
SEER2	Btu/w	18.00
Rated Power Input	HP	/
Rated Current	A	21
Starting current	A	/
Heating (Standard conditions)		
Capacity	Btu/h	36000
Input	W	3790
Current	A	16.8
HSPF	Btu/w	12.00
HSPF2	Btu/w	7.80

INDOOR UNIT DATA		
Indoor fan motor	Model	ZKFP-58-8-1-5
	Speed(Hi/Mi/Lo)	1200/960/600
Indoor air flow (Hi/Mi/Lo)		652/447/329
Indoor noise level (Hi/Mi/Lo)		54/45/40
Indoor unit		
Dimension(W*D*H)	mm	1259x283x362
	inch	49.60x11.14x14.25
Packing (W*D*H)	mm	1340x450x380
	inch	52.76x17.72x14.96
Net/Gross weight	kg	19.4/25.1
	lbs	42.77/55.34

REFRIGERANT PIPE DATA		
Compressor		
Model		KTF250D22UMT
Type		ROTARY
Brand		GMCC
Capacity	W	8095
Input	W	2200
Rated current(RLA)	A	10
Refrigerant oil/oil charge	ml	VG74/670
Refrigerant type	oz	R410A/119.93
Design pressure	MPa	///
Refrigerant piping		
Liquid side/ Gas side	mm(inch)	9.52mm(3/8in)/15.9mm(5/8in)
Max. refrigerant pipe length	m	65
	inch	2559.05
Max. difference in level	m	30
	inch	1181.10
Application area	ft ²	516.67-753.47

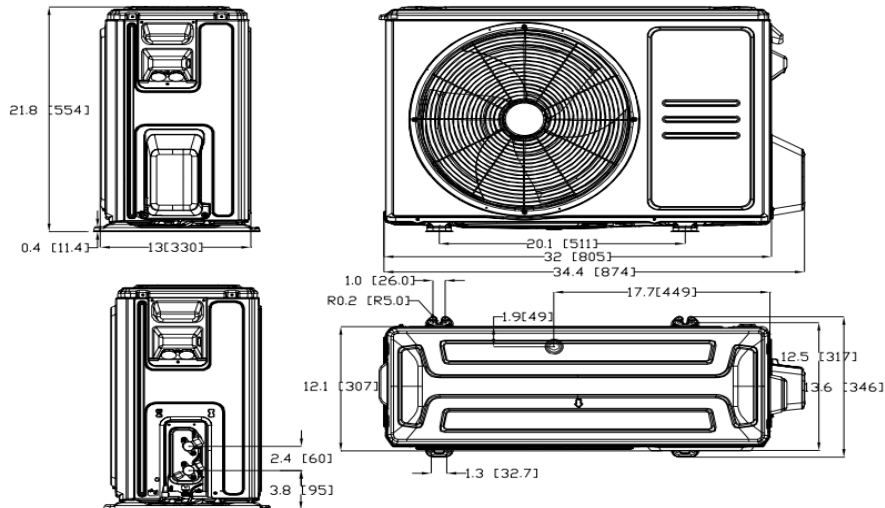
OUTDOOR UNIT DATA		
Outdoor fan motor		
Model		ZKFN-120-8-2
Speed	r/min	1150/1050/900/850
Outdoor air flow	CFM	2239.50
Outdoor noise level	dB(A)	65
Outdoor unit		
Dimension(W*D*H)	mm	946x410x810
	inch	37.24x16.14x31.89
Packing (W*D*H)	mm	1090x500x875
	inch	42.91x19.69x34.45
Net/Gross weight	kg	68.1/73.8
	lbs	150.13/162.7

Indoor unit dimension



Capacity	Body Code	W(mm/inch)	D(mm/inch)	H(mm/inch)
6K~11K	A	729/28.7	200/7.87	292/11.5
8K~14K	B	802/31.57	200/7.87	295/11.61
12K~21K	C	971/38.23	228/8.98	321/12.64
18K~28K	D	1082/42.6	234/9.21	337/13.27
27K~36K	F	1259/49.57	283/11.14	362/14.25

Outdoor unit dimension



(The figure is for reference only)

Dimension(inch)	W	D	H
CIP09CD(O)-L	28.35	10.63	19.49
CIP12CA(O)-L	28.35	10.63	19.49
CIP12CD(O)-L	28.35	10.63	19.49
CIP18CD(O)-L	30.12	11.93	21.85
CIP24CD(O)-L	31.69	12.99	21.81
CIP36CD(O)-L	37.24	16.14	31.89