

Model Number: BAH32-18-15(306)/CWM32-18-15(339)

Air Handler Heat Pump System	
Location:	Approval:
Engineer:	Date:
Submitted to:	Construction:
Submitted by:	Unit #:
Reference:	Drawing #:



INDOOR SPECIFICATION	
Indoor Air Flow (High/Low) (CFM)	605/512
Indoor Noise Level (High/Low) (dBA)	49
Dimension (W×D×H)	inch 20-15/32×14-61/64×36-1/32
	mm 520×380×915
Package (W×D×H)	inch 23-15/64×17-23/32×39-11/64
	mm 580×436×995
Net/Gross Weight	lbs 88/95
	kg 39.9/43.1

OUTDOOR SPECIFICATION	
Compressor Type	ROTARY
Compressor Model	KTN210D60UMT3
Refrigerant	R32
Refrigerant Oil Charge(mL)	630
Refrigerant Oil	VG74
Outdoor Air Flow (Max) (CFM)	2100.0
Outdoor Noise Level (dBA)	58
Dimension (W×D×H)	inch 23-5/8×23-5/8×25
	mm 600×600×635
Package (W×D×H)	inch 25-63/64×25-63/64×26-3/16
	mm 660×660×665
Net/Gross Weight	lbs 111/118
	kg 50.5/53.5

EFFICIENCY			
Cooling		Heating	
SEER2	14.5	HSPF2-4	8.4
EER2	10.0	COP	3.50

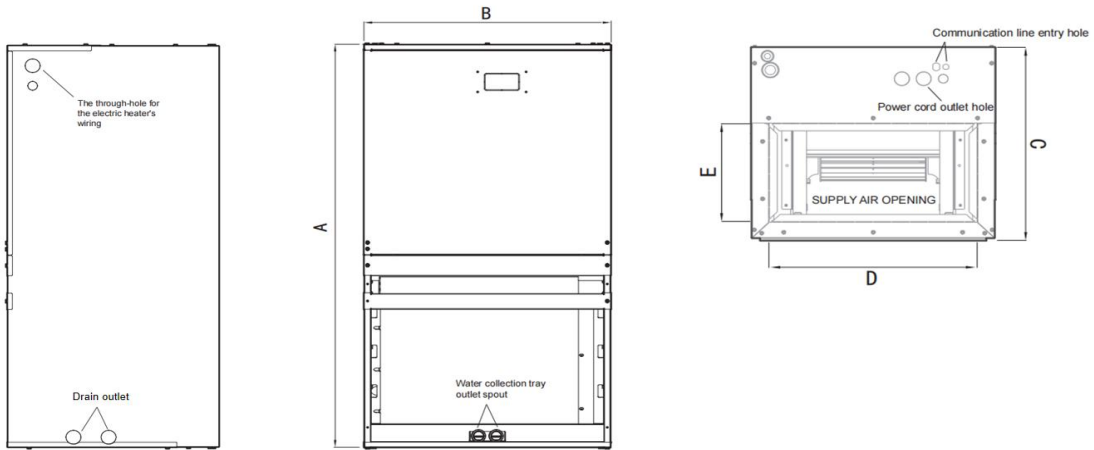
PERFORMANCE of Cooling	
Cooling (Btu/hr)	
Rated Capacity	18000
Min/Max Capacity	6500~19000
Moisture Removal(L/h)	1.67
Standard Operating Range(°F/°C)	5~125
Rated Cooling Conditions:	Indoor: 80°F DB/67°F WB Outdoor: 95°F DB/75°F WB

PERFORMANCE of Heating	
Heating (Btu/hr)	
1. @ 47°F Rated	19000
1. @ 47°F Min/Max Capacity	6800~21000
2. @ 17°F Rated	11900
3. @ 5°F Rated: Capacity / COP	16000/1.90
3. @ 5°F Max: Capacity	17000
Standard Operating Range(°F/°C)	-4~86
1. Rated Heating Conditions:	Indoor: 70°F DB/60°F WB Outdoor: 47°F DB/43°F WB
2. Rated Heating Conditions:	Indoor: 70°F DB/60°F WB Outdoor: 17°F DB/15°F WB
3. Heating Conditions, Compressor Operating at Max. Frequency	Indoor: 70°F DB/60°F WB Outdoor: 5°F DB/5°F WB

ELECTRICAL	
Indoor Power Supply	208/230V,60Hz,1Ph
Indoor MCA 115V/(208/230V)	1.5
Indoor MOP	3
Outdoor Power Supply	208/230V,60Hz,1Ph
Outdoor MCA	16
Outdoor MOP	20
Communication Wiring	AWG 25×3 Shielded
Compressor RLA	8.4
Outdoor Fan Motor RLA	2.3
Outdoor Fan Motor W	200
Indoor Fan Motor RLA	1.19
Indoor Fan Motor W	100
System Power Input @ Cooling (W)	1800(600~1800)
System Power Input @ Heating (W)	1590(500~1860)
MCA: Min. circuit amps (A)	MOCP: Max. over current protection (A)
RLA: Rated load amps (A)	W: Fan motor rated output (W)

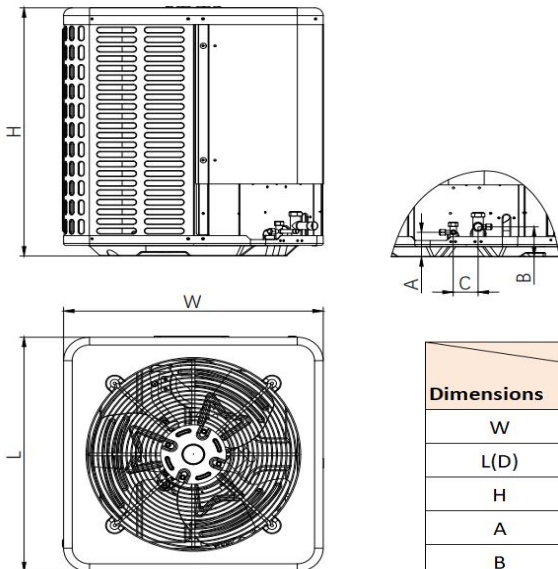
PIPING	
Throttle type(Indoor)	Piston
Throttle type(Outdoor)	Capillary
Liquid Size	9.52mm(3/8in)
Gas Size	19mm(3/4in)
Max. Piping Length(ft/m)	98.4(30)
Max. Height Difference(ft/m)	65.6(20)
Max. Pre-charged Length(ft/m)	24.6(7.5)
Refrigerant Pre-charged Amount(oz/kg)	65.26(1.85)
Additional Charge of Refrigerant((oz/ft)/(g/m))	0.52(48)
Connection Method	Welding

Indoor Unit Dimension



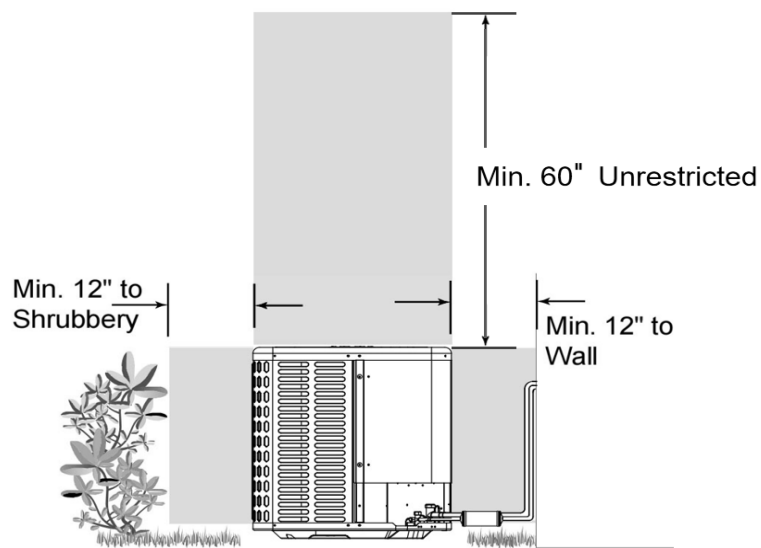
Dimensions		Model	18K/24K	30K/36K
			inch	inch
A	Model Height		36-1/32	39-41/64
B	Model Width		20-25/32	22-1/8
C	Supply Air Opening width		14-61/64	19-3/32
D	Return Air Opening width		17-33/64	18-57/64
E	Model Depth		15-13/64	19-1/16

Outdoor Unit Dimension

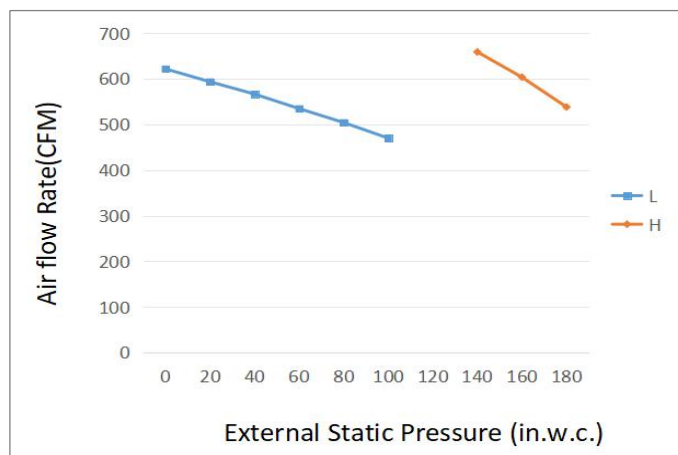


Dimensions		Model	18K/24K	30K/36K
			inch	inch
W	Model Width		21-1/32	21-1/32
L(D)	Model Depth		17-33/64	21-1/32
H	Model Height		45	49-7/32
A	Liquid side valve height		14-61/64	19-3/32
B	Distance between two valves		17-33/64	18-57/64
C	Gas side valve height		15-13/64	19-1/16

Installation Instruction For Outdoor Unit



Fan Performance For Indoor Unit



Features

- Front air intake, easy installation
- External static pressure up to 0.80 In.W.G
- 1 inch R4.2 fiberglass free insulation reduces condensation and boosts efficiency(optional)
- Optional Auxiliary heat kit up to 20kW
- Easy Maintenance
- Multiple control options available:
 - Wired controller with built-in WiFi
 - Third-Party 24V Thermostat
- Adaptive Control System
- Crankcase heater equipped as standard