

Model Number: BAH32-30-15(308)/CWM32-30-15(33B)

Air Handler Heat Pump System	
Location:	Approval:
Engineer:	Date:
Submitted to:	Construction:
Submitted by:	Unit #:
Reference:	Drawing #:



INDOOR SPECIFICATION	
Indoor Air Flow (High/Low) (CFM)	965/766
Indoor Noise Level (High/Low) (dBA)	49
Dimension (W×D×H)	inch 22-3/64×19-3/32×39-9/16 mm 560×485×1005
Package (W×D×H)	inch 24-21/64×21-9/64×42-53/64 mm 620×538×1085
Net/Gross Weight	lbs 88/95 kg 39.9/43.1

OUTDOOR SPECIFICATION	
Compressor Type	TWIN-ROTARY
Compressor Model	KTM240D57UMT
Refrigerant	R32
Refrigerant Oil Charge(mL)	670
Refrigerant Oil	VG74
Outdoor Air Flow (Max) (CFM)	2800.0
Outdoor Noise Level (dBA)	59
Dimension (W×D×H)	inch 29-9/64×29-9/64×25 mm 740×740×635
Package (W×D×H)	inch 30-5/16×30-5/16×26-3/16 mm 770×770×665
Net/Gross Weight	lbs 140/148 kg 63.5/67

EFFICIENCY			
Cooling		Heating	
SEER2	14.5	HSPF2-4	8.5
EER2	9.5	COP	3.50

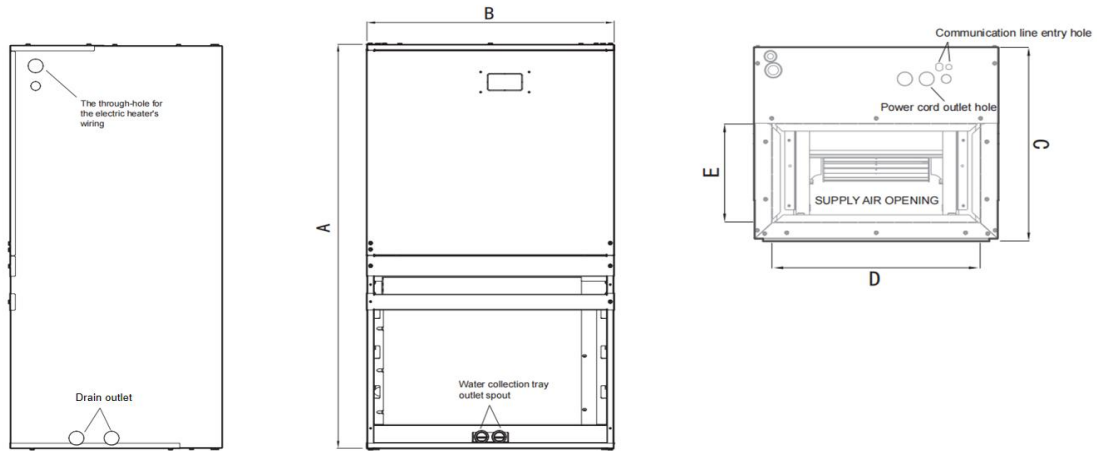
PERFORMANCE of Cooling	
Cooling (Btu/hr)	
Rated Capacity	30000
Min/Max Capacity	9800~32000
Moisture Removal(L/h)	3.1
Standard Operating Range(°F/°C)	5~125
Rated Cooling Conditions:	Indoor: 80°F DB/67°F WB Outdoor: 95°F DB/75°F WB

PERFORMANCE of Heating	
Heating (Btu/hr)	
1. @ 47°F Rated	31000
2. @ 47°F Min/Max Capacity	11500~34000
3. @ 17°F Rated	19200
4. @ 5°F Rated: Capacity / COP	20000/1.9
5. @ 5°F Max: Capacity	23000
Standard Operating Range(°F/°C)	-4~86
1. Rated Heating Conditions:	Indoor: 70°F DB/60°F WB Outdoor: 47°F DB/43°F WB
2. Rated Heating Conditions:	Indoor: 70°F DB/60°F WB Outdoor: 17°F DB/15°F WB
3. Heating Conditions, Compressor Operating at Max. Frequency	Indoor: 70°F DB/60°F WB Outdoor: 5°F DB/5°F WB

ELECTRICAL	
Indoor Power Supply	208/230V,60Hz,1Ph
Indoor MCA 115V/(208/230V)	2.8
Indoor MOP	3
Outdoor Power Supply	208/230V,60Hz,1Ph
Outdoor MCA	22.5
Outdoor MOP	25
Communication Wiring	AWG 25×3 Shielded
Compressor RLA	9.45
Outdoor Fan Motor RLA	2.3
Outdoor Fan Motor W	200
Indoor Fan Motor RLA	2.23
Indoor Fan Motor W	220
System Power Input @ Cooling (W)	3157.89473684211(400~3200)
System Power Input @ Heating (W)	2700(550~3250)
MCA: Min. circuit amps (A)	MOCP: Max. over current protection (A)
RLA: Rated load amps (A)	W: Fan motor rated output (W)

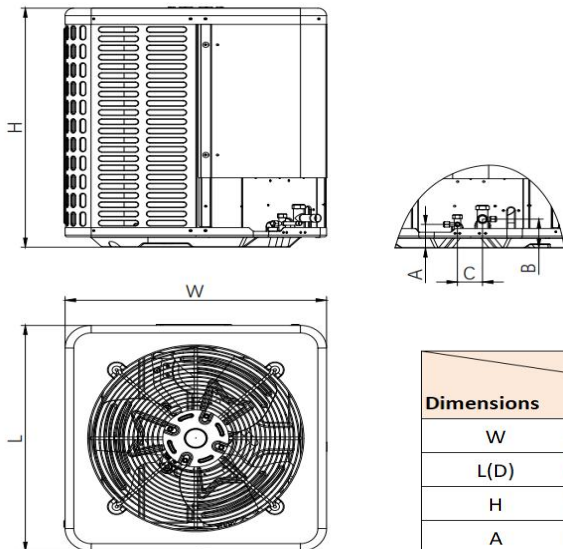
PIPING	
Throttle type(Indoor)	Piston
Throttle type(Outdoor)	Capillary
Liquid Size	9.52mm(3/8in)
Gas Size	19mm(3/4in)
Max. Piping Length(ft/m)	164(50)
Max. Height Difference(ft/m)	82(25)
Max. Pre-charged Length(ft/m)	24.6(7.5)
Refrigerant Pre-charged Amount(oz/kg)	102.29(2.9)
Additional Charge of Refrigerant((oz/ft)/(g/m))	0.52(48)
Connection Method	Flared

Indoor Unit Dimension



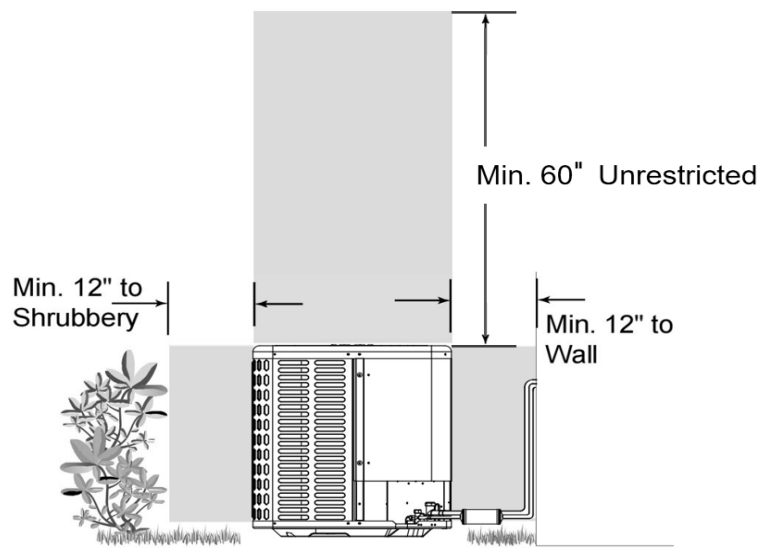
Dimensions		Model	18K/24K	30K/36K
			inch	inch
A	Model Height		36-1/32	39-41/64
B	Model Width		20-25/32	22-1/8
C	Supply Air Opening width		14-61/64	19-3/32
D	Return Air Opening width		17-33/64	18-57/64
E	Model Depth		15-13/64	19-1/16

Outdoor Unit Dimension

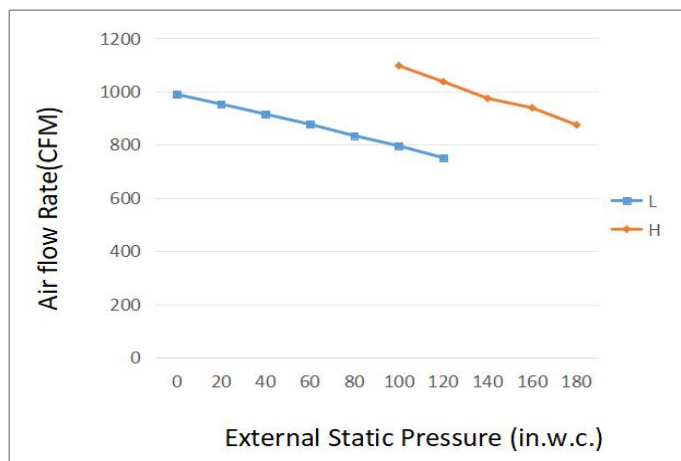


Dimensions		Model	18K/24K	30K/36K
			inch	inch
W	Model Width		21-1/32	21-1/32
L(D)	Model Depth		17-33/64	21-1/32
H	Model Height		45	49-7/32
A	Liquid side valve height		14-61/64	19-3/32
B	Distance between two valves		17-33/64	18-57/64
C	Gas side valve height		15-13/64	19-1/16

Installation Instruction For Outdoor Unit



Fan Performance For Indoor Unit



Features

- Front air intake, easy installation
- External static pressure up to 0.80 In.W.G
- 1 inch R4.2 fiberglass free insulation reduces condensation and boosts efficiency(optional)
- Optional Auxiliary heat kit up to 20kW
- Easy Maintenance
- Multiple control options available:
 - Wired controller with built-in WiFi
 - Third-Party 24V Thermostat
- Adaptive Control System
- Crankcase heater equipped as standard